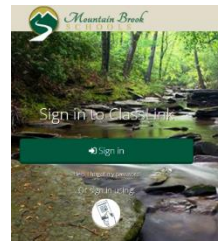


Go to Classlink:


Log in with your username and password.

To get to Classlink from the MBE webpage, go to <https://www.mtnbrook.k12.al.us/Domain/11> and click Classlink under Students on the right side of the screen.



Morning Meeting: Go to Epic. Your class code is kki7405.

Type in the search bar at the top: Do Unto Otters (A Book About Manners.) Click on the book and read/listen to the book. Be prepared to discuss it in class.




PE: Go to the PE page to see your instructions. [PE LINK](#)


STEM: Have you noticed columns in building and other structures, like parking garages? What shape are the columns?

Take a piece of paper (copy paper works best) and fold into three different shapes (examples: triangle, circular, or square). Please make sure you secure with tape. Slowly pile books on top of each shape to see which shape is the strongest. Take a picture of your strongest shape and post to see-saw.

Reading: Go to Brainpop Jr. Click on assignments. Watch the character movie and take the easy quiz. Don't forget to submit the quiz. Then you may read your just right book for 30 minutes and be prepared to retell what you read to a partner.




Writing: Go to Brainpop Jr. Click on assignments. Watch the facts and opinion movie and take the easy quiz. Don't forget to submit the quiz.



Centers: Go to Typing Agent. Work on your next lesson for 30 minutes.

Math: Go to Pearson. Go to the Game Center. Go to Grade 2 Unit 5. You may play Capture 5, Close to 100, Plus 9 or Minus 9 Bingo, or Plus or Minus 10 or 100. You can also go to Splash Math or Prodigy and play.



Social Studies: Go to Brainpop Jr. Click on assignments. Watch the biography movie and take the easy quiz. Don't forget to submit the quiz.

