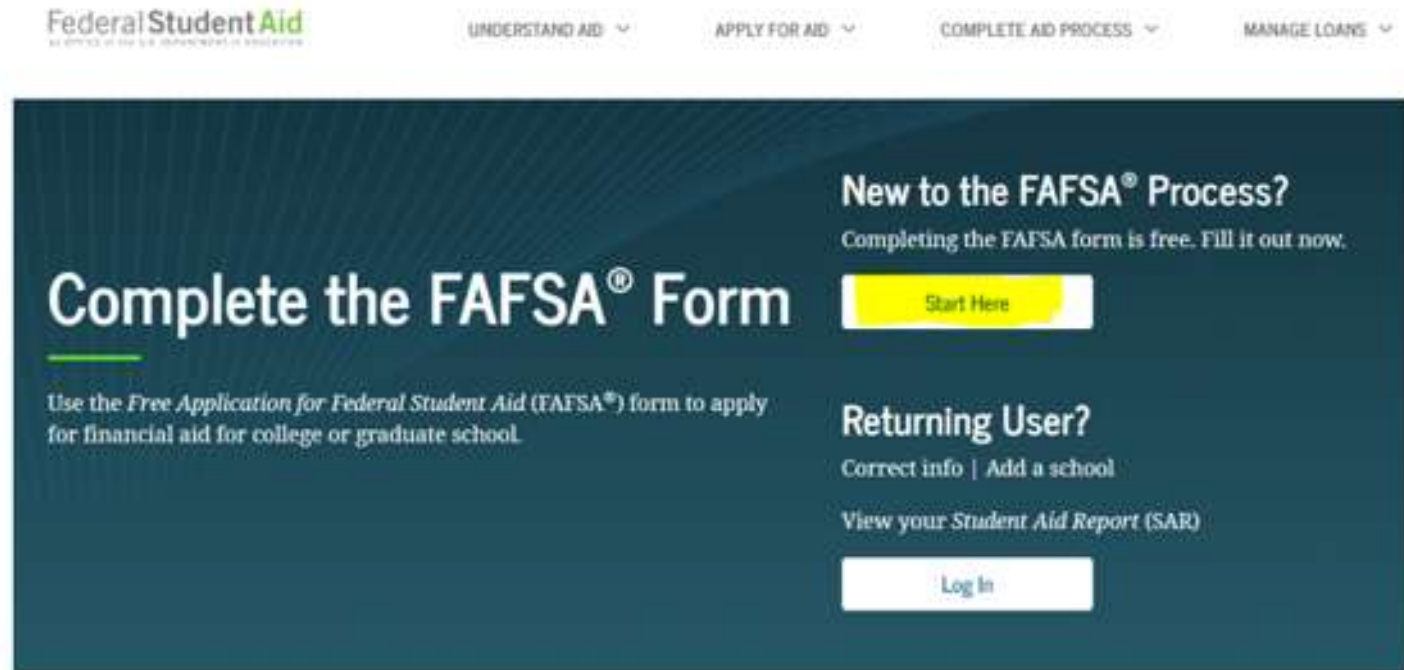


Apply online:
FAFSA.ED.GO
v
Click "Start
Here"



The screenshot shows the FAFSA website homepage. At the top, there is a navigation bar with the following items: "Federal Student Aid" logo, "UNDERSTAND AID", "APPLY FOR AID", "COMPLETE AID PROCESS", and "MANAGE LOANS". The main content area has a dark teal background. On the left, it says "Complete the FAFSA® Form" with a subtext: "Use the Free Application for Federal Student Aid (FAFSA®) form to apply for financial aid for college or graduate school." On the right, there are two sections: "New to the FAFSA® Process?" with a "Start Here" button, and "Returning User?" with a "Log In" button.

Federal Student Aid
U.S. DEPARTMENT OF EDUCATION

UNDERSTAND AID ▾ APPLY FOR AID ▾ COMPLETE AID PROCESS ▾ MANAGE LOANS ▾

Complete the FAFSA® Form

Use the *Free Application for Federal Student Aid (FAFSA®)* form to apply for financial aid for college or graduate school.

New to the FAFSA® Process?

Completing the FAFSA form is free. Fill it out now.

Start Here

Returning User?

Correct info | Add a school

View your *Student Aid Report (SAR)*

Log In

Login

Log in to the FAFSA

Only students may use their FSA ID to log in. Parents and others can start a FAFSA for a student by entering the student's identifiers. Parents and others can also work on a FAFSA form or correction the student started using the **Save Key** that the student made. [Help for parents.](#)

Form Approved
OMB No. 1845-0001
App. Exp. 12/31/2022

I am the student

OR

I am a parent, preparer, or student from a Freely Associated State

NEXT 

Site Last Updated: Sunday, February 21, 2021

Download [Adobe Reader](#)

2010 fafsa.gov. All rights reserved.

Click “Create one”
(FSA ID)

FSA ID is a pin assigned to one person that will be used for FAFSA & signing the application electronically

Login

Log in to the FAFSA

Only students may use their FSA ID to log in. Parents and others can start a FAFSA for a student by entering the student's identifiers. Parents and others can also work on a FAFSA form or correction the student started using the **Save Key** that the student made. [Help for parents.](#)

Form Approved
OMB No. 1845-0001
App. Exp. 12/31/2022

I am the student OR I am a parent, preparer, or student from a Freely Associated State

Do not log in with the FSA ID if you are not the student.
Don't have an FSA ID? **Create one** or login using the [student's identifiers.](#)

Student's FSA ID Username, E-mail Address, or Mobile Number ?

[Forgot Username](#)

The student's FSA ID Password ?

[Forgot Password](#)

NEXT →

Scroll down to the following section.
Click “Get Started”.

A new window will pop up.
Continue filling in the required
information.

Items Needed to Create an Account

- Social Security number
- Your own mobile phone number and/or email address

Get Started

or

Log In

Go back to FAFSA.ED.GOV



Click “Log In”



Click “Select Start Here”




Select 2021-2022 school year



Continue filling out the FAFSA

Useful Tips

- Parent section includes **2019** income tax information
- Some students will elect to use their CNUSD ID number as “Save Key”
- For more information on question asked click 
- Use the Help Option on top of page



For more help scroll down to the section below & click to select one of the options:


Chat with (Live chat, private)

Email

Phone number

Didn't find what you're looking for?

Try this search.

Chat with, email, or find a phone number for the [Federal Student Aid Information Center](#) .

Other information:

- University bound? Submit 2021-2022 FAFSA by March 2 for Cal Grant (state aid) consideration.
- FAFSA can be edited after deadline.
- Using FSA ID is the quickest way. Sending in signature page can delay the processing several weeks.
- Recommended to include at least one CA college (no commitment) for state aid consideration. It will also push data to show student has filed 2021-2022 FAFSA on CSAC report.

CSAC = California Student Aid Commission