



AP<sup>®</sup>







# 2020 AP<sup>®</sup> Exam Information: World Languages and Cultures



April 2020

# Subjects covered in this presentation

- The AP French, Italian, German, Spanish, Chinese, and Japanese Language and Culture testing experience is covered in this presentation.
- Structurally, AP Latin and Spanish Literature and Culture are more similar to our other two-question, written AP Exams. We encourage all teachers of these courses to watch the social sciences webinar at [cb.org/ap2020webinars](https://cb.org/ap2020webinars) for additional details on that testing structure. You can also review the testing guide at [cb.org/aptestingguide](https://cb.org/aptestingguide).



# Summary of Resources for AP 2020 Testing—available at [cb.org/ap2020](https://collegeboard.org/ap2020)

1. **The AP Testing Guide.**
2. **AP World Languages Exam video**, which gives an overview of the exam experience and preparation steps – available the week of May 4.
3. **The AP World Languages Exam App**, which provides both an exam mode and a practice mode—available for download the week of May 11.
4. **Dedicated AP World Languages exam site** with additional important details for students taking world languages exams: [cb.org/apworldlanguages](https://collegeboard.org/apworldlanguages)
5. **An Exam Day Checklist** each student should complete in advance of each AP Exam they take.
6. **Detailed FAQs**, linked from the main FAQs page.

CollegeBoard AP

Sign In Search

AP Coronavirus Updates Home Students Educators Coordinators FAQs

Updates for AP Students and Schools Affected by Coronavirus

The coronavirus pandemic has created new challenges for schools and students. To support students in continuing their AP journey even if their school is closed, we're offering free online AP classes and take-at-home AP Exams for 2020.

MAY 11-22

AP 2020 Exams

AP Exams will be administered differently this year. Get a quick overview.

Watch Video

---

# What's in This Presentation

**1**

**Your AP Exam E-Ticket and the Exam Expectations**

**2**

**AP World Languages Exam App**

**3**

**Five Steps to Take Before Exam Day**

**4**

**Exam Day**

**5**

**Exam Scores, Credit, and Placement**

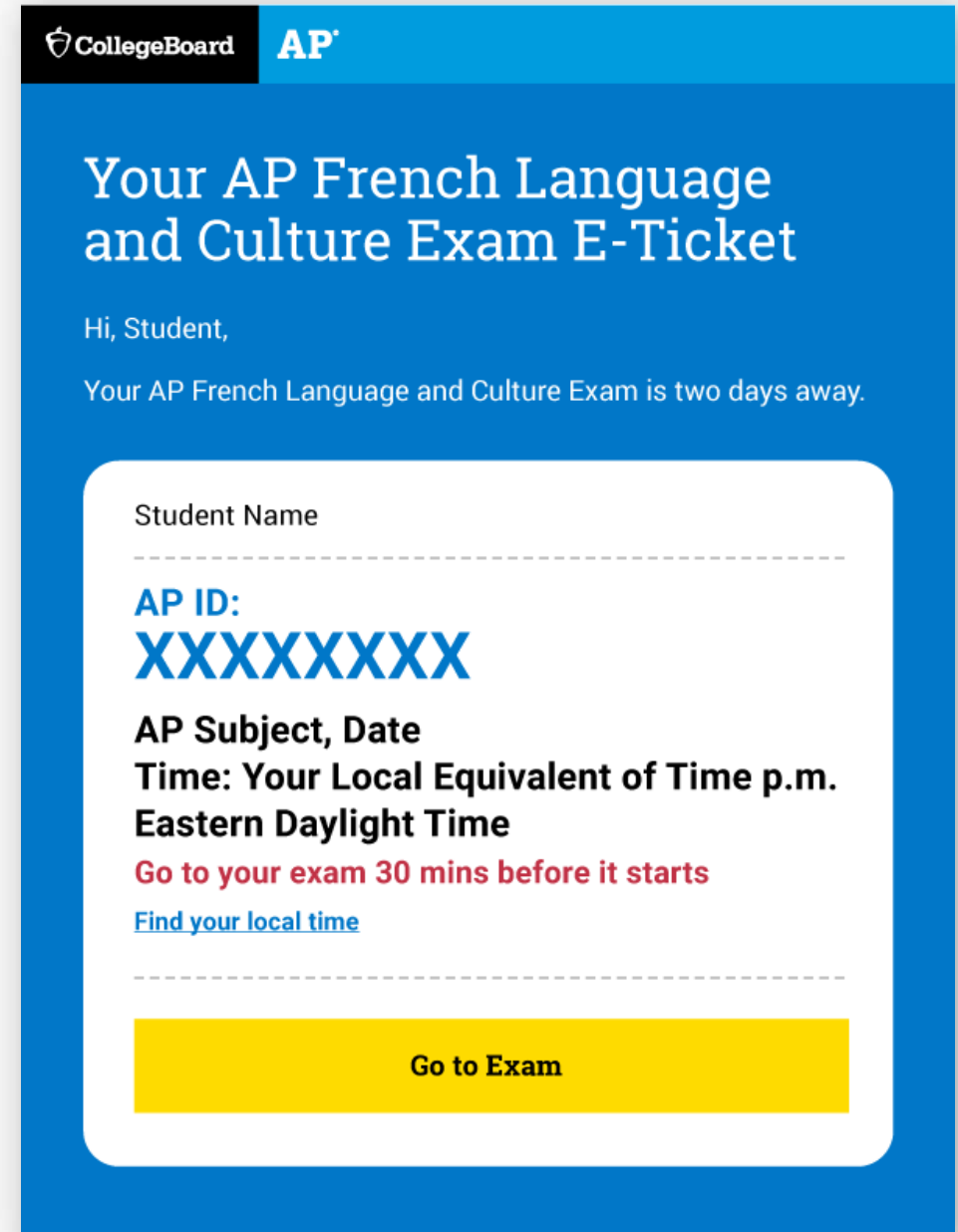
# 1

# Your AP Exam E-Ticket and Exam Expectations



# You Need an AP Exam E-Ticket to Test

- You'll receive your e-ticket by email **two days before** each test. On exam day, you'll need this e-ticket to check in to your exam.
  - You'll get a unique ticket for **each** exam you're registered for.
  - You can also access your e-ticket in your student account on My AP ([myap.collegeboard.org](https://myap.collegeboard.org)).
- Each e-ticket is personalized for YOU and isn't transferrable.
- **DON'T SHARE** your e-ticket with anyone—you could lose your chance to test.
- The AP Program can't accept any additional exam registrations for this year's online, at-home exams.
- Make sure to save your May e-ticket email in case you need to request a makeup exam.



The image shows a screenshot of an email notification from CollegeBoard. At the top left is the CollegeBoard logo, and at the top right is the AP logo. The main heading reads "Your AP French Language and Culture Exam E-Ticket". Below this, it says "Hi, Student," followed by "Your AP French Language and Culture Exam is two days away." The email content is contained within a white rounded rectangle on a blue background. It starts with "Student Name" followed by a dashed line. Then it says "AP ID:" followed by "XXXXXXXXXX" in large blue letters. Below that, it says "AP Subject, Date" and "Time: Your Local Equivalent of Time p.m. Eastern Daylight Time". In red text, it says "Go to your exam 30 mins before it starts". Below that is a blue link "Find your local time" followed by another dashed line. At the bottom of the white box is a yellow button that says "Go to Exam".

# Your E-ticket will be valid for the May Exam Schedule

- All registered students have been scheduled for these May dates, whether or not they were originally registered for regular or late-testing exams.
- Unless there's a significant conflict, students should test in May so they have the June dates as a backup if they have any disruptions.
- If you can't test on one of these dates, **don't use** your e-ticket for that exam — you'll automatically receive a different e-ticket for makeup testing in June.

<u>Exam Start Times</u> ▶ Local times may vary depending on a student's geographic location.	Hawaii Time: 6 a.m. Alaska Time: 8 a.m. Pacific Time: 9 a.m. Mountain Time: 10 a.m. Central Time: 11 a.m. Eastern Time: 12 p.m. Greenwich Mean Time: 4 p.m.	Hawaii Time: 8 a.m. Alaska Time: 10 a.m. Pacific Time: 11 a.m. Mountain Time: 12 p.m. Central Time: 1 p.m. Eastern Time: 2 p.m. Greenwich Mean Time: 6 p.m.	Hawaii Time: 10 a.m. Alaska Time: 12 p.m. Pacific Time: 1 p.m. Mountain Time: 2 p.m. Central Time: 3 p.m. Eastern Time: 4 p.m. Greenwich Mean Time: 8 p.m.
Primary			
Mon., May 11	Physics C: Mechanics	Physics C: Electricity and Magnetism	United States Government and Politics
Tues., May 12	Latin	Calculus AB Calculus BC	Human Geography
Wed., May 13	Physics 2: Algebra-Based	English Literature and Composition	European History
Thurs., May 14	Spanish Literature and Culture	Chemistry	Physics 1: Algebra-Based
Fri., May 15	Art History	United States History	Computer Science A
Mon., May 18	Chinese Language and Culture	Biology	Environmental Science
Tues., May 19	Music Theory	Psychology	Japanese Language and Culture Italian Language and Culture
Wed., May 20	German Language and Culture	English Language and Composition	Microeconomics
Thurs., May 21	French Language and Culture	World History: Modern	Macroeconomics
Fri., May 22	Comparative Government and Politics	Statistics	Spanish Language and Culture

# All Exams Offer a June Makeup Date

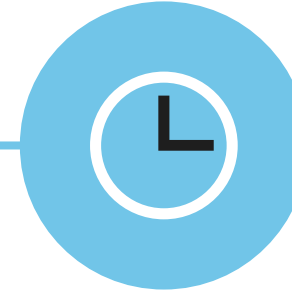
- Reminder: If you have a conflict in May and don't use your May e-ticket, you'll automatically receive a June e-ticket for that exam.
- You'll also be able to request an e-ticket for June makeup dates if you have any disruption during your May exam.
- You'll receive your makeup e-ticket two days before your exam.
- There are more exam conflicts in June, and no additional scheduled make-up dates after June 1 - 5, so test in May unless it's not possible to do so.

<b>Exam Start Times</b> ▶ <small>Local times may vary depending on a student's geographic location.</small>	<b>Hawaii Time: 6 a.m.</b> <b>Alaska Time: 8 a.m.</b> <b>Pacific Time: 9 a.m.</b> <b>Mountain Time: 10 a.m.</b> <b>Central Time: 11 a.m.</b> <b>Eastern Time: 12 p.m.</b> <b>Greenwich Mean Time: 4 p.m.</b>	<b>Hawaii Time: 8 a.m.</b> <b>Alaska Time: 10 a.m.</b> <b>Pacific Time: 11 a.m.</b> <b>Mountain Time: 12 p.m.</b> <b>Central Time: 1 p.m.</b> <b>Eastern Time: 2 p.m.</b> <b>Greenwich Mean Time: 6 p.m.</b>	<b>Hawaii Time: 10 a.m.</b> <b>Alaska Time: 12 p.m.</b> <b>Pacific Time: 1 p.m.</b> <b>Mountain Time: 2 p.m.</b> <b>Central Time: 3 p.m.</b> <b>Eastern Time: 4 p.m.</b> <b>Greenwich Mean Time: 8 p.m.</b>
<b>Makeup</b>			
<b>Mon., June 1</b>	United States Government and Politics Physics C: Mechanics	Human Geography Physics C: Electricity and Magnetism	Calculus AB Calculus BC Latin
<b>Tues., June 2</b>	English Literature and Composition Spanish Literature and Culture	Physics 1: Algebra-Based European History	Chemistry Physics 2: Algebra-Based
<b>Wed., June 3</b>	United States History <b>Chinese Language and Culture</b>	Environmental Science Computer Science A	Biology Art History
<b>Thurs., June 4</b>	World History: Modern Macroeconomics	<b>Spanish Language and Culture</b> Comparative Government and Politics	Statistics <b>French Language and Culture</b>
<b>Fri., June 5</b>	English Language and Composition <b>German Language and Culture</b>	<b>Japanese Language and Culture</b> Italian Language and Culture Microeconomics	Psychology Music Theory



# Reminders About the Exam Schedule

Each subject's exam will be taken **simultaneously worldwide**. Your AP teacher or coordinator will help you **identify your local testing time**.



Online exams start at **your local equivalent** of 12 p.m., 2 p.m., or 4 p.m. Eastern Daylight Time.

You must calculate the start time for **YOUR** time zone.

For example, here are the Monday, May 18, AP Biology Exam local start times for students in three different time zones:

Los Angeles	New York (Eastern Daylight Time)	Madrid
11 a.m.	2 p.m.	8 p.m.

# What to Expect on This Year's Exams

- **It won't be more difficult to earn a 3, 4, or 5 this year.** Even if an exam question seems more difficult to you than you expected, don't worry—difficult questions require fewer points to earn 3s, 4s, and 5s than easier questions require. So this year's scores will be very similar to prior years' scores. Just stay calm and simply show what you know and can do within the time you have.
- **AP Exams are never graded on a curve—and this year's exams are no different.** You're not competing against any other students. There's no maximum or minimum number of students who can receive a specific score. All students who earn the required points will get scores of 3, 4, or 5 this year.
- **Don't worry if you have too much (or too little) time.** Do your best, respond as fully as possible, and don't panic if you find yourself with time left after making your response or if you are cut off by a tone while responding.



**You're an AP student—you're a resilient problem solver.**

Remember that if part of a task feels unfamiliar to you, stick with it. It may be asking you to use your knowledge and skills to analyze a new situation. So stay calm and look for ways to apply what you know to whatever you see on the exam.


---

# What to Expect on This Year's Exams

Because creating a good testing environment at home is a challenge for some students, the exam is much shorter this year.

In a year when the exam provides you with fewer questions than usual to show the extent of what you learned this year, we want to ensure you have a fair opportunity to show what you know and earn college credit.

So AP teachers will have the chance to review your score and your exam responses this summer. If you don't receive a score of 3 or higher and your teacher is convinced you should have, your teacher will be able to engage with the AP Program's college faculty partners **to review and confirm your score**, ensuring it's fair and appropriate.



If you don't get a score of 3 or higher because of the shorter exam format, your teacher will be able to request a review and confirmation of your score.

# 2

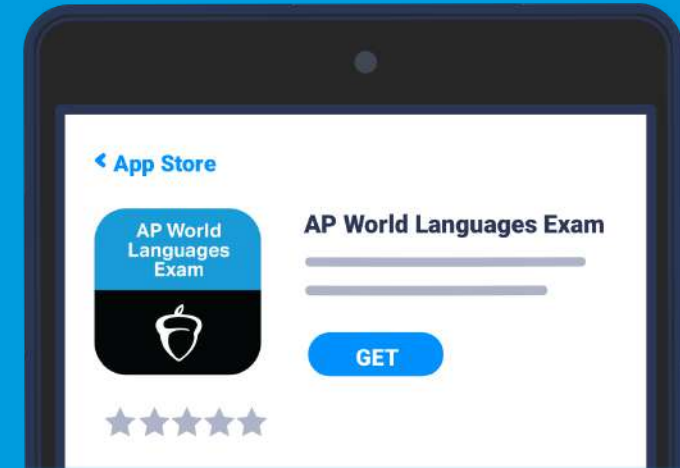
# AP World Languages Exam App



# World Language Exams Require a Dedicated App

**Required device: iOS or Android™ tablet or smartphone; these exams CANNOT be taken on laptop or desktop computers, including Chromebooks.**

- World language and culture exams (Chinese, French, German, Italian, Japanese, and Spanish) consist of speaking tasks only. For these exams, you'll use an app built for AP world language students.
- Before the exam, you must download the free **AP World Languages Exam App**—available in both the Apple® App Store and the Google Play™ Store—on a tablet or phone that you plan to use for the exam.
- Practice using the app: Before exam day, the app is in practice mode. There's no limit to how many times you can practice using the app. All content in practice mode is in English.
- If asked, grant the app permission to access your microphone.



**Practice with the  
AP World Languages Exam App.**

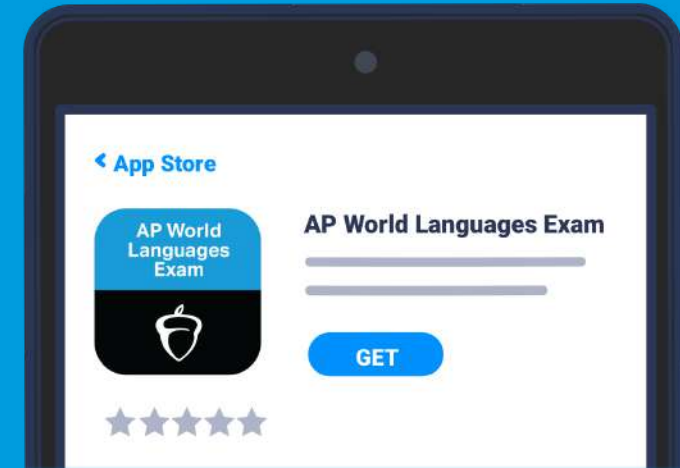
Available for download the week of May 11.

Learn More at [cb.org/apworldlanguages](https://cb.org/apworldlanguages)

# Exam Day Readiness Check for World Language Exams

**Required device: iOS or Android tablet or smartphone; these exams CANNOT be taken on laptop or desktop computers, including Chromebooks.**

- Make sure your tablet or phone:
  - Can access the internet by Wi-Fi or cellular data.
  - Has at least 30MB of available storage.
  - Is charged to at least 25% battery or is plugged in.
- Make sure the device that has the app installed:
  - Can access your email or can log in to My AP—required to access your e-ticket.
  - Can access the AP Exam Demo—a check to confirm that your device will also be able to access the online exam.
  - Is set to Do Not Disturb, and that voice assistants like Siri are disabled and any notifications are turned off.
- Make sure the AP World Languages Exam App is **closed on your device** before you click your e-ticket to get started.
- Headphones with microphone are permitted but not required.



**Practice with the  
AP World Languages Exam App.**

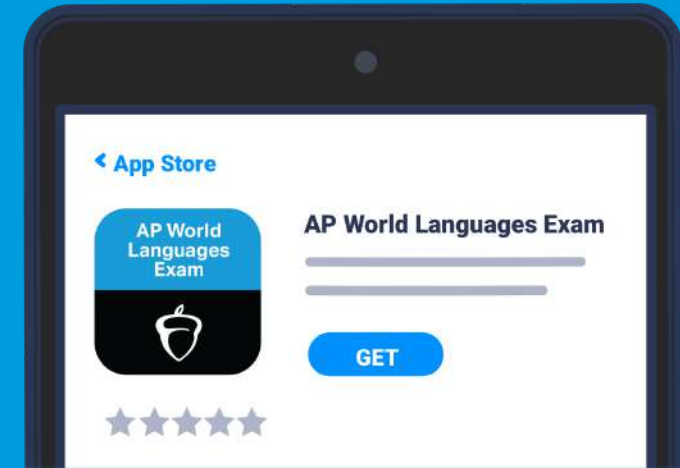
Available for download the week of May 11.

Learn More at [cb.org/apworldlanguages](https://cb.org/apworldlanguages)

# Taking the World Language Exam

**Required device: iOS or Android tablet or smartphone; these exams CANNOT be taken on laptop or desktop computers, including Chromebooks.**

- As for all AP Exams this year, you'll first check-in using your e-ticket. Make sure you check-in on the device that has the AP World Languages Exam App installed.
  - To check-in to your exam with your e-ticket, you'll need access to an approved browser (Chrome™, Firefox, Safari®, or Microsoft Edge). Complete any requested information.
- When prompted, select **Start My Exam** to launch the AP World Languages Exam App and to complete your exam.
- If asked, grant the app permission to access your microphone.
- The app will automatically record your responses and submit them.



**Make sure to install the  
AP World Languages Exam App.**


Available for download the week of May 11.

Learn More at [cb.org/apworldlanguages](https://cb.org/apworldlanguages)

# Testing with Accommodations

Details at [cb.org/ap2020accommodations](https://collegeboard.org/ap2020accommodations)

- Students with approved accommodations don't need to submit any further requests.
- World Language exams have a different construct and administration format than other AP Exams this year.
  - The timed exam content is 15–22 minutes long
  - The exams have 2 speaking tasks. There are no written responses and no reading tasks.
- Students approved for **extended time for listening and/or speaking** will receive extended time within the exam app to prepare for their spoken responses for each task.
  - Because these exams only require spoken responses, students who are approved only for reading, math, and/or writing extended time won't need extended time on these exams.
- For details about common accommodations, including screen readers and other assistive tech, and how to request support for temporary conditions, go to [cb.org/ap2020accommodations](https://collegeboard.org/ap2020accommodations).




As always, students may **only** use accommodations that they've been approved for by College Board Services for Students with Disabilities (SSD).

[cb.org/ap2020accommodations](https://collegeboard.org/ap2020accommodations)



# Requesting a Makeup Exam

- If you have any issue on exam day that prevents you from testing successfully, you'll be directed to an online **AP Makeup Testing Request Form** where you can describe what happened and request an e-ticket for a June makeup exam.
- You can also access the form at [cb.org/requestmakeup](https://collegeboard.org/requestmakeup)
- You **must** have your original e-ticket when filling out the form.
- Submit the form within 48 hours of your original exam date.
- We will review your form and send you an email approving or denying the request the week of May 25. If approved, your makeup e-ticket will be sent two days before the makeup test.
- Do not call AP Services; the pandemic has closed call centers and you will simply hear a message directing you to fill out the form and await the approval email.
- Rest assured that you will receive approval for any of the following types of issues you encounter, or similar ones: sickness; significant interruptions from family members; battery failures; technical disruptions.




The makeup testing request form is **ONLY** for students who test in May, encounter issues, and need another opportunity to test.

Students that already have known conflicts with the May dates can test in June simply by not using their May e-ticket – you will automatically be issued a June e-ticket.



The exam screen will guide students step by step on test day from the moment they click their e-ticket. Most students will be able to navigate the test using only the information on the preceding slides.



But unexpected events may occur when testing at home, and some students will benefit from additional preparation and technology checks.



The remaining slides provide further details and tips. We encourage teachers and students to work through the remaining slides together to confirm readiness for at-home AP Exams.

# 3

# Five Steps to Take Before Exam Day

# Five Steps to Take Before Exam Day

We have a simple checklist you can use to make sure you've completed these steps.

1

## Review Your Contact Information

If you aren't receiving emails from the AP Program, log in to My AP to see the email address you used when you registered to test.

2

## Check Your Tech

Choose and prepare the device and documents you'll use.

3

## Practice and Test Your Tech

First, watch a World Languages video, available the week of May 4, to get a sense of the end-to-end experience. Then, the AP World Languages Exam App will be available the week of May 11 and includes a practice mode.

4

## Gather What You Need for Each Exam

Consult [cb.org/apexamdaydocs](https://collegeboard.org/apexamdaydocs) then download, print, or gather additional materials for your specific exams.

5

## Receive Your Exam Confirmation and E-Ticket Emails

You'll get emails with your AP ID and your exam e-ticket. This information will also be in your My AP account.



## 1

# Review Your Contact Information

If you haven't received email updates from the AP Program:

1. Sign into My AP ([myap.collegeboard.org](https://myap.collegeboard.org)).
2. Confirm your email address:
  - Click your profile at the top right-hand corner.
  - Go to Account Settings and confirm that your email address is the one you want to use for your e-ticket.
  - If you need to change your email address, click **Update**.
3. In Subscriptions, confirm that you've checked the box to receive updates from College Board.
4. Then, create a new contact with the email address [collegeboard@e.collegeboard.org](mailto:collegeboard@e.collegeboard.org) in your address book or safe sender list.

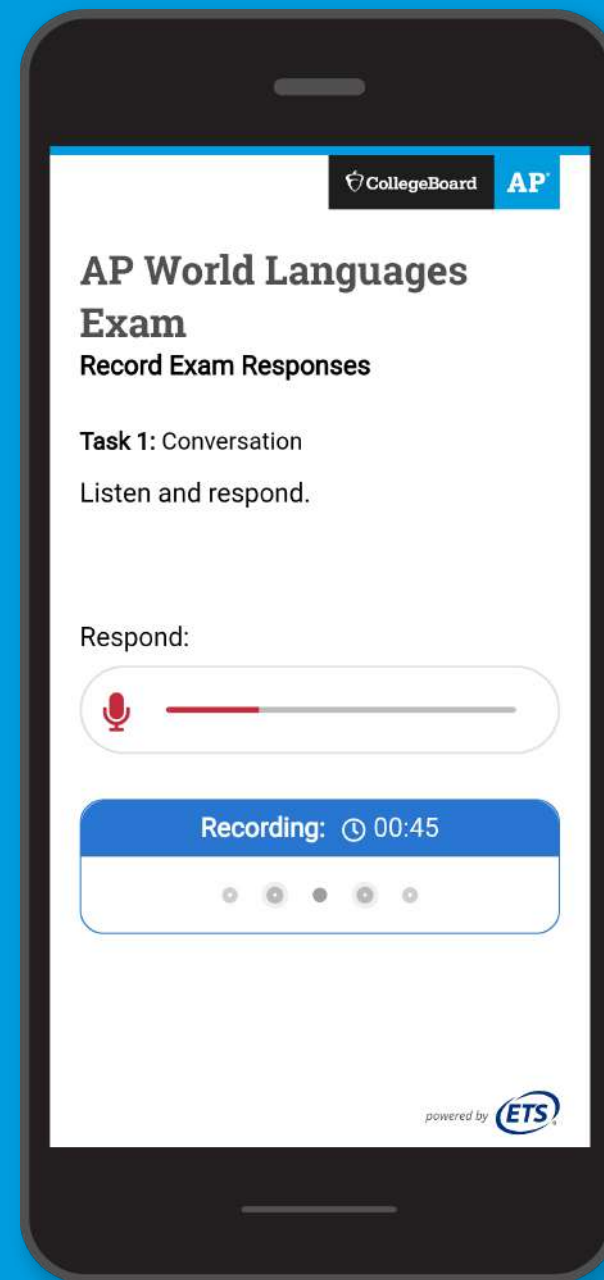
**Don't worry—if you still can't get emails from AP, your e-ticket will also be posted in your My AP account.**

The screenshot shows the 'Update Your College Board Account' page. The page title is 'Update Your College Board Account' with a link to 'Account Help' in the top right. Below the title, there is a note '\* - Required'. The form is divided into a 'General Information' section. The fields are: 'First name: \*' with the value 'Demo'; 'Middle initial:' which is empty; 'Last name: \*' with the value 'Student'; 'Gender: \*' with radio buttons for 'Female' (selected), 'Male', and 'Another (not listed)'; 'Date of birth: \*' with a date picker showing 'December', '20', and '1998'; 'Email address: \*' with the value 'demo.student@myap.org'; and 'Confirm email address: \*' with the value 'demo.student@myap.org'. There are information icons (i) next to the 'First name', 'Last name', 'Email address', and 'Confirm email address' fields.

# Check Your Tech: Choose Your Device

Check that you have the appropriate device for your exam.

- You **won't** need the LockDown Browser on your device.
- If you have the Grammarly plug-in on your smartphone or tablet, you'll need to remove it to test.
- Remember: world language exams have specific device requirements. The AP World Languages Exam App can be installed on smartphones and tablets that can download apps from the Apple App Store (for iPhones or iPads) or Google Play Store (for Android phones or tablets).
- If you are using a school-managed device, your district may need to download and install the app for you.
- If you're not sure whether your device can run the app, or if you don't have a device, please fill out the survey at [apstudents.org/devicesurveyWL](https://apstudents.org/devicesurveyWL) as soon as possible so we can support you.



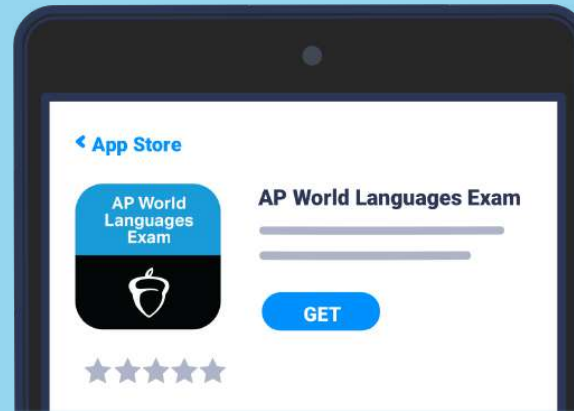
# Practice and Test Your Tech

## AP<sup>®</sup> 2020 World Language and Culture Exams



### Watch the World Languages exam video.

A video that walks you through the test-taking experience for AP Chinese, French, German, Italian, Japanese, and Spanish Language and Culture Exams will be **available the week of May 4**.



### Download and practice with the exam app.

Beginning **the week of May 11**, download the AP World Languages Exam App. Before your exam, use the app's practice mode to become familiar with its features, test your technology's compatibility, and check the quality of sound in your intended exam location.



### Practice checking in to your exam.

You'll get an email on May 4 to access an AP 2020 Exam Demo at **cb.org/apdemo**. World Languages students should access this Exam Demo in order to confirm that your testing device will be able to access the exam on test day.

# What Students Need on Exam Day

Find required or recommended docs at [cb.org/apexamdaydocs](https://collegeboard.org/apexamdaydocs)

If you don't have a printer, ask your school for help getting printed copies of required or recommended docs. If that's not possible, download them to your device.

## Subjects

## What to Have Ready on Exam Day

All, except for those with portfolio components

### Required

- Exam e-ticket email
- Completed Exam Day Checklist, including AP ID
- Device: tablet or smartphone with the AP World Languages Exam App installed
- Browser: Chrome (recommended), Firefox, Safari, or Edge
- Internet or cellular connection
- Assistive technology and devices (if applicable, for students approved to test with accommodations)

### Permitted

- Your class notes or study guides
- Textbooks and other classroom resources
- Previous assignments or assessments

# What Students Need on Exam Day

Find required or recommended docs at [cb.org/apexamdaydocs](https://cb.org/apexamdaydocs)

Subjects	What to Have Ready on Exam Day
<b>World Languages</b>	
<p>Chinese Language and Culture            French Language and Culture            German Language and Culture            Italian Language and Culture            Japanese Language and Culture            Spanish Language and Culture</p>	<p><b>Required</b></p> <ul style="list-style-type: none"> <li>• iOS or Android smartphone or tablet with:               <ul style="list-style-type: none"> <li>• AP World Languages Exam App installed (available week of May 11)</li> <li>• Access to the internet by Wi-Fi or cellular data</li> <li>• At least 30MB of available storage</li> <li>• At least 25% battery charge (or connection to a power source)</li> </ul> </li> </ul> <p><b>Permitted</b></p> <ul style="list-style-type: none"> <li>• Paper and pen/pencil to take notes and prepare for tasks</li> <li>• Headphones w/ microphone (<i>Headphones without a microphone won't work</i>)</li> <li>• Watch or timekeeping app</li> </ul>

# Look for Your Exam Confirmation and E-Ticket Emails



## May 4

- You'll receive an exam confirmation email on May 4 with your AP ID and a list of the exams you're registered for.
- In the meantime, you can check which exams you're registered for in My AP.
- If you're not listed as registered for an AP Exam, you weren't part of the exam registrations we received from your school, and it's too late to generate an e-ticket for you to test this year. There is nothing we can do about this. You can take a CLEP exam for credit on a college campus, or you can take this AP exam in May 2021.



## Two Days Before Each Exam

Two days before each exam, you'll receive an email with your personalized e-ticket and AP ID.

**Remember, you'll need to click your e-ticket containing your AP ID to access your exam.**

# Complete the AP Exam Day Checklist

The 5 Steps we've just covered are listed in the AP Exam Day Checklist.

Students should fill out the checklist, and keep it next to them during testing.

- Download the checklist at [cb.org/apchecklist](https://collegeboard.org/apchecklist)
- Print or hand copy the AP Exam Day Checklist for each exam you take.
- The most important thing to fill in is your 8-character AP ID code, which is located on your e-ticket—you'll need this code to check in to your exam 30 minutes before your local start time.

If I've been approved by the College Board to test with accommodations, I've reviewed the information at [cb.org/ap2020accommodations](https://collegeboard.org/ap2020accommodations) and have any needed assistive technology and devices.

### During the Exam

- Once the exam has started, I won't refresh the browser or use the back arrow.
- I will keep the exam question open on my device so I can see the timer and 5-minute warning.
- When I see the onscreen warning that time is almost up (5 minutes before the deadline for submitting my response), I will STOP working on my response and start the process for attaching/pasting and submitting it.
- I understand that if I do not attach or paste my response and click **Submit** before the countdown on my screen is complete, I will receive 0 points for that question.
- If I accidentally close my browser or tab, temporarily lose my internet connection, or experience some other disruption, I will click my e-ticket to rejoin my exam.
- If I can't rejoin my exam, lose too much time trying to regain access, or do not see a **Your AP Exam is Complete** message at the end of the exam, I can request a **makeup test** by completing the form at [cb.org/requestmakeup](https://collegeboard.org/requestmakeup).
- If I'm taking a world language and culture exam:
  - I will start my exam from my e-ticket on the device that has the AP World Languages Exam App installed.
  - I will not open the app directly. When prompted, I will select **Start My Exam** to launch the app. This is the only way to start the exam.
  - Once I've launched the app by selecting **Start My Exam**, I will complete my exam using the app.

### After the Exam

- I will sign in to My AP and indicate the college, university, or scholarship program that should receive my free score report. Deadline: **June 20, 2020**.
- I will report information about cheating attempts at [collegeboard.org/reportcheating](https://collegeboard.org/reportcheating).

CollegeBoard



## 2020 AP Exam Day Checklist

Directions: Complete this checklist for each AP® Exam you take this year. Go to [cb.org/ap2020](https://collegeboard.org/ap2020) for the AP Testing Guide, videos, and other resources.

<input type="checkbox"/> Write your 8-character AP ID • You can find this in your exam confirmation email, your exam e-ticket email, or on My AP ( <a href="https://myap.collegeboard.org">myap.collegeboard.org</a> ).	_____
<input type="checkbox"/> Write the name of your exam	_____
<input type="checkbox"/> Write the exam date, local check-in time, and local start time • Check the exam calendar. Exams start at your local equivalent of 12 p.m., 2 p.m., or 4 p.m., Eastern Daylight Time. You must calculate the start time for YOUR time zone. • You must click your e-ticket to check in and complete security checks 30 minutes before your local exam start time.	Exam date: _____ My local exam check-in time: _____ My local exam start time: _____

Please note: if you're taking a world language exam, checklist items about handwriting or typing responses, attaching and submitting responses, and the exam timer don't apply. If you're taking a Music Theory exam, checklist items about typed responses don't apply.

### Am I Ready to Test?

- I have my AP Exam e-ticket email for this subject or have access to my e-ticket on My AP ([myap.collegeboard.org](https://myap.collegeboard.org)). I have checked that the ticket is for this exam, not for another AP Exam I'm taking, and has today's exam date on it.
- My device is plugged in.
- When I click on a link, the browser that opens is Chrome®, Firefox®, Safari®, or Edge. The exam will not open in other browsers, so I have confirmed my default browser is one of these four browsers, which support online AP Exams.
- I have practiced with the exam demo at [cb.org/apdemo](https://collegeboard.org/apdemo), which confirms that my device and browser will be able to access the exam.
- If I will be typing my exam, I have opened a Google Doc, a Word doc, or another type of document I will type my response into. I have prepared one document for English and history exams and two for other subjects. I have typed my 8-character AP ID and my initials at the top of each document.
- If I will be handwriting my exam, I have prepared one set of pages for English and history exams and two sets of pages for other subjects. I have written my 8-character AP ID, my initials, and the page number at the top of each page.
- I have reviewed the list of required materials for this specific exam at [cb.org/apexamdaydocs](https://collegeboard.org/apexamdaydocs) and printed or downloaded a copy of any required documents.
- I have reviewed the exam security guidelines and understand the consequences for incorporating work that is not my own or collaborating with anyone during the exam.



# 4

# Exam Day


# Exam Day: World Languages

[cb.org/apworldlanguages](https://cb.org/apworldlanguages)

Timing	Online Exam	AP World Languages Exam App (APWLEA)
<b>30 minutes before your local start time</b>	<b>Check-In</b> <ul style="list-style-type: none"><li>• Use e-ticket to check in to exam using the device with AP WLEA installed</li><li>• Complete identity information</li><li>• Wait for exam to begin</li></ul> <b>When Prompted</b> <ul style="list-style-type: none"><li>• Select <b>Start My Exam</b></li></ul>	<i>(Do not open the app directly)</i>
<b>Less than 30 minutes</b> (varies by subject)	<i>(You don't need to return to this screen)</i>	<b>AP World Languages Exam App Launches in Exam Mode</b> <ul style="list-style-type: none"><li>• If prompted, grant the app microphone permission and address any other checks.</li><li>• Check audio by recording the provided Academic Honesty Statement.</li><li>• Enter AP ID and exam subject, and select <b>Start the Exam</b>.</li></ul> <b>Listen to Exam Directions</b> <b>Complete Task 1: Conversation</b> <ul style="list-style-type: none"><li>• Listen to directions (said 2 times) and conversation introduction (said 2 times).</li><li>• Following 1-minute prep period, respond as instructed, speaking at the tone.</li></ul> <b>Complete Task 2: Cultural Comparison/Presentation</b> <ul style="list-style-type: none"><li>• Listen to directions (said 2 times) and presentation topic (said 3 times).</li><li>• Following the 4-minute prep period, deliver your presentation at the tone.</li></ul> <b>Check Recordings and Submit</b> <ul style="list-style-type: none"><li>• Listen to your recordings.</li><li>• App submits responses to AP Program, and exam is completed.</li></ul>

---

# Your Testing Environment



- Do your best to test by yourself in a quiet room.
  - Remove distractions.
  - Enable the **do not disturb** or quiet setting on your device.
  - Let your parents, guardians, siblings, and friends know when you'll be testing so they don't disturb you.
- Make sure your device is appropriately charged.
- If you have limited bandwidth, ask others on your network to limit their use of the internet during your exam, particularly high bandwidth activities (e.g., games like Fortnite and streaming services like Netflix).
- Have your checklist and any required documents next to you.

# Advice About Optional Resources

**You can use class resources and class notes on this year's AP Exams**

- The following resources can be used, either printed or digital
  - Class notes or study guides
  - Textbooks and other classroom resources
  - Previous assignments or assessments
  - Calculators for certain exams
  - Note: Shared study notes must be downloaded to each student's device to prevent collaboration violations

**Internet searches will waste your time and put you at risk of an exam violation:**

- The more time you spend searching the web, the less time you spend answering exam questions
- Internet-based facts, research, and opinions aren't relevant to the AP Exam and won't raise students' scores
- Copying from websites, social media, or online forums is considered plagiarism and will be detected and scores cancelled.

Best practices can be found at [cb.org/apopenbooktips](https://collegeboard.org/apopenbooktips).





# Exam Security

**You may not incorporate work which is not your own, and you may not provide or receive aid of any kind from anyone.**

**To identify students attempting to receive help through the web, a phone, or social media,** sophisticated detection technologies and processes will be applied. **Most techniques will remain confidential to maximize their effectiveness.** We will be monitoring social media and discussion sites to detect and disrupt cheating. We may post content designed to confuse and deter those who attempt to cheat. Attempts to cheat will be detected immediately during testing or will be identified in June and July simultaneously with exam scoring.

**In addition, students' exams will be shared directly with their teachers.**

**Students found violating exam security will face severe consequences, which can include having their:**

- Names reported to college admissions offices for attempted cheating
- AP Exam scores cancelled

More about exam security can be found [here](#). You can report any cheating attempts here: [collegeboard.org/reportcheating](https://collegeboard.org/reportcheating).

# Check In to Your Exam

- **30 minutes before the start time for your exam**, check in by clicking the specific e-ticket for that exam.
- You must check in to your exam (via an approved browser, like Chrome) from the same device that has the AP World Languages Exam App installed.
- You'll need to spend a few minutes passing through various security filters to confirm your identity.
- A timer will show how much time remains until the start of the exam.
- Once the exam starts, **instructions on how to launch the exam in the app will automatically appear**. You SHOULD NOT refresh your browser.
- **Start the exam promptly** once you've launched the app—the exam will time out if you delay starting.

AP 2020 Exam

AP 2020 Exam

## Enter Your AP ID

Please enter your ID to access your exam.

[You can find your AP ID in the email used to access this site.]

56WI5024

Continue

## Time Until Exam Starts

# 00:03:02

# Managing Your Exam Time

- The timed portion of the exam starts when you press “Start the Exam” after the Audio Check and after reconfirming your AP ID and exam subject.
  - This means the time you spend on the Audio Check won’t count against your total exam time.
- The exam’s timing is built into the app.
  - You don’t need to budget your time between the two tasks.
  - You don’t need to monitor the time you spend preparing during each task. The app will alert you when prep time has ended.
  - Students with extended-time will hear instructions that match their accommodation. You won’t need to pause to add time or calculate where to apply the additional time.

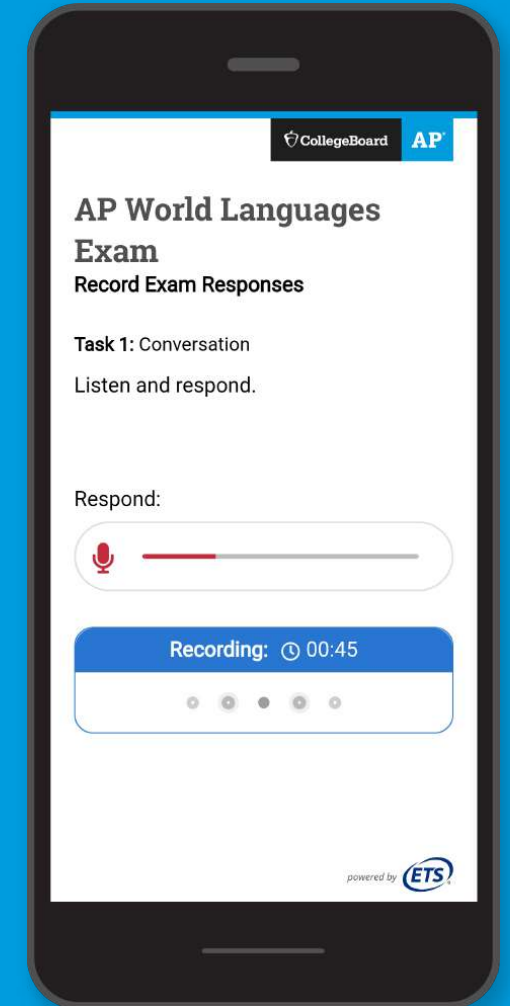
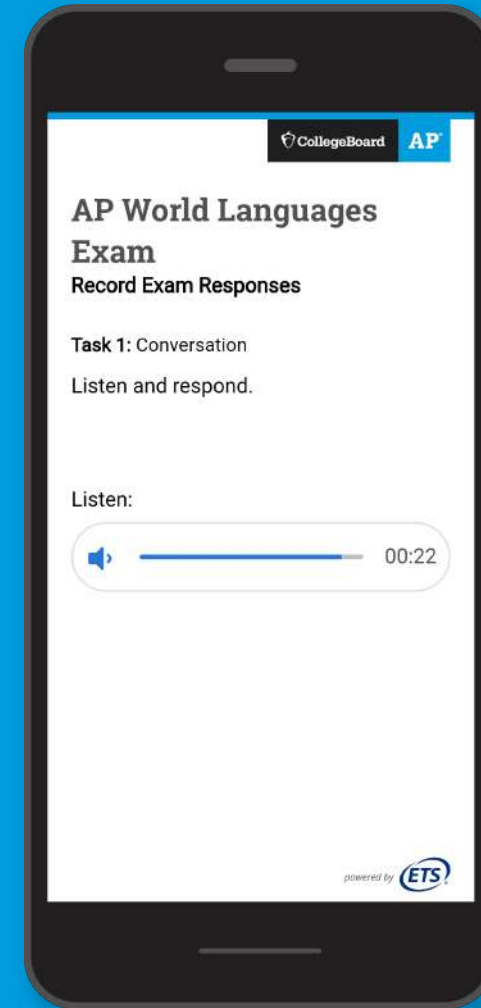


The exam’s timing is built into the app.



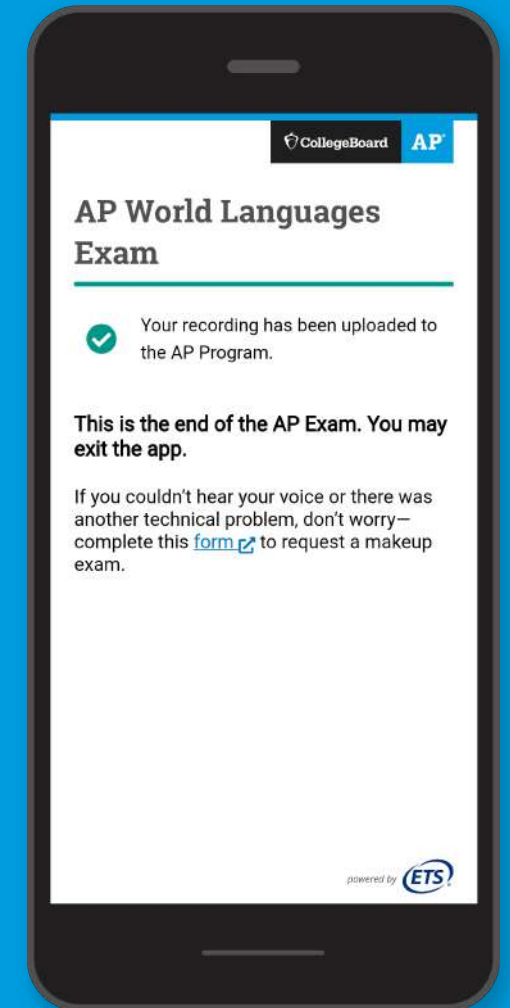
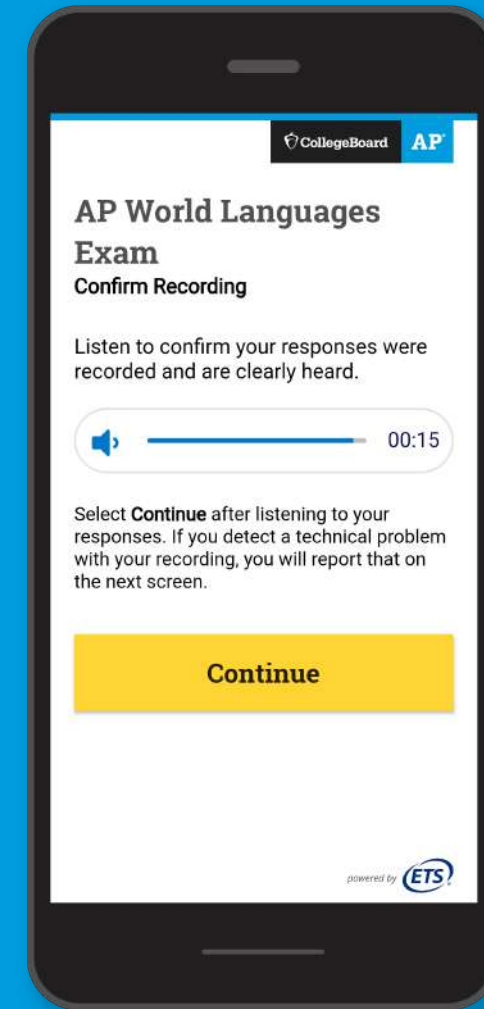
# Recording

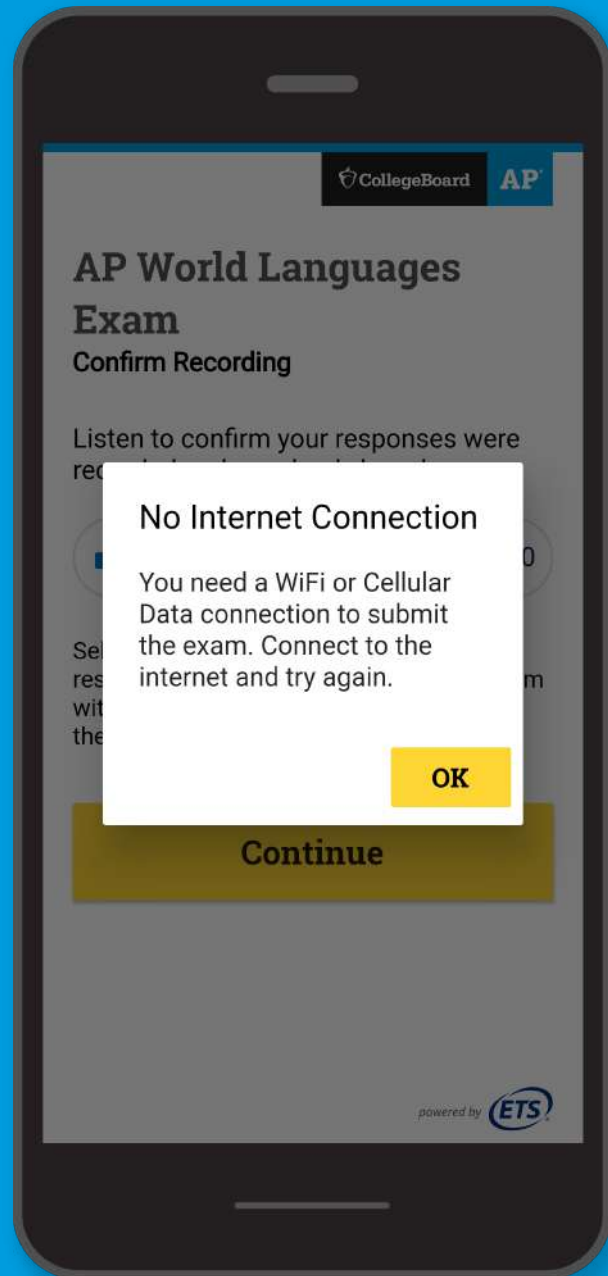
- While you listen to instructions and prepare for each task, a countdown timer indicates how much time remains until recording begins.
- You will always hear a tone to indicate when to start and to stop speaking. The task instructions will tell you how much time you have for your responses.
- The app begins recording automatically for each task. Recording is indicated by a timer that counts up, which you can use as reference to track your time. This counter is continuous while the app is recording.
  - Use the app in practice mode before exam day to become familiar with the recording process.



# Completing Your Exam

- After your second task completes, you'll:
  1. Listen to the recording of your tasks to confirm your responses were recorded and are clearly heard
  2. Select **Continue** and the app will submit your recording to the AP Program
- Your responses will begin to transfer. This may take some time depending on your bandwidth. This is fine. Do not exit the app.
- Wait for an on-screen message stating the recording has been uploaded, that your exam has ended, and that you can exit the app.
- If you **don't** see the message "Your recording has been uploaded to the AP Program," you'll be prompted to complete the AP Makeup Testing Request Form to explain the situation and request an e-ticket for the June makeup date. You won't be automatically rescheduled without submitting this request.
- Additionally, if you detected a problem with your recording while listening, you'll be able to select a link to complete the AP Makeup Testing Request Form.





# What Could Go Wrong While I'm Testing?

- **While checking in**, if you accidentally close the browser, your device crashes, or you temporarily lose internet access, promptly click your exam e-ticket again to restart.
- **While testing with AP WLEA**, if you temporarily lose internet access, your exam will continue and your device will continue to record. You will need to restore internet access at the end of the exam for your files to be sent to the AP Program. The app will display a message if there's no internet connection when it attempts to submit your files—you'll have a chance to restore your connection so the app can try to re-submit the files.
  - Rest assured: If there's a problem submitting your files to the AP Program, the app will display additional instructions.

# What Could Go Wrong While I'm Testing?



- If you exit the app while testing or if the test is disrupted by, for example, a phone call, you will not be able to restart the exam and will need to request approval to take the makeup exam at [cb.org/requestmakeup](https://collegeboard.org/requestmakeup). This is why it's critical to set your phone to Do Not Disturb and to disable voice assistants like Siri and Hey Google.
- If you're disrupted while testing and the disruption negatively impacted your performance or the quality of your recording, you can request approval to take the makeup exam at [cb.org/requestmakeup](https://collegeboard.org/requestmakeup)—you'll also be directed to this link by the app.
- Don't call: Customer service centers won't be open due to the pandemic. If you lost too much time to a technical problem, aren't able to connect to your exam, or experienced some other serious disruption, you can request a makeup exam.

# 5

# Exam Scores, Credit, and Placement

# 2020 AP Exam Scores

- As usual, 2020 AP Exams will be scored by AP readers, who are college professors and experienced educators in each exam subject. Scores will be reported on the usual 1–5 scale.
- To accommodate the extended scoring schedule, which requires all exams to be scored online in readers' homes, AP scores will be released to AP students approximately one week later than usual, beginning about July 15.



**Remember to use your free score send!**

Sign into My AP no later than June 20 to indicate which college or university should get your scores. After June 20, there's a \$15 fee for each score report sent (\$25 per report for rush processing).

# Credit and Placement

“UC recognizes the effort that students have already applied in these challenging courses and will award UC credit for 2020 AP Exams completed with scores of 3, 4, or 5, consistent with previous years.”

—The University of California System

“Purdue will continue to accept AP credit as usual.”

—Purdue University

“University of Connecticut fully supports the changes to the AP Exam made by College Board. We understand students need flexibility at this time of crisis and are committed to honoring the AP credit they earn.”

—University of Connecticut

“Despite significant changes surrounding the administration of AP Exams, Vanderbilt has decided that our current policies for AP credit will remain in effect for the class entering in fall 2020.”

—Vanderbilt University

A few examples of the consistent support we've heard from colleges and universities nationwide.



# Credit and Placement

“Undergraduate Admissions will accept scores from any modified testing and credit policies that College Board puts in place.

—Virginia Tech

“Brandeis is committed to ensuring that students receive credit for the rigorous coursework they completed this year. Brandeis will accept appropriate AP scores received on the shortened at-home administration of the AP Exam offered in Spring 2020 for credit transfer.”

—Brandeis University

“At Wheaton College, we will continue to recognize the hard work and commitment our students displayed by challenging themselves in rigorous academic work and will continue to accept AP credit(s) as outlined by College Board.”

—Wheaton College, Massachusetts

“We recognize all the work that goes into taking an AP course and/or studying for the exam. Rest assured that a change in testing format does not change how UW awards credit for AP Exams.”

—University of Washington

A few examples of the consistent support we've heard from colleges and universities nationwide.

# Credit and Placement

“Marquette will award credit for achievement on AP Exams.”

– Marquette University

“WMU will not penalize students who must take online AP Exams this spring and will continue to award credit as we always have.”

–Western Michigan University

“Boston College will continue to acknowledge our incoming students’ aptitude and hard work in rigorous academic coursework by maintaining our Advanced Placement policy which allows students to use qualifying scores to fulfill requirements in the University Core Curriculum.”

–Boston College

“We understand that this is stressful when students have worked so hard taking these rigorous classes. We have kept our transfer credit policy in place, and we will honor the AP scores for all exams taken in spring 2020.”

–George Washington University

A few examples of the consistent support we've heard from colleges and universities nationwide.

During this challenging time, the AP Program wants every interested AP student to have the opportunity to earn the college credit they've been working toward all year.

Stay safe and healthy.

# Q&A