

Date: Monday, February 27, 2012
To: All Parents and Students in the TV/Video Production Programs
From: Mr. Verkouteren / TV Video Production & Interactive Media Design Instructor
Vista Murrieta High School • mverkouteren@murrieta.k12.ca.us
Re.: Final Exam Information

Our final exam for this semester in our TV/Video Production classes will be given early so that we will have time to grade the videos and view them in class.

Final Exam – Pre-production, Production & Advertising Campaign for a Documentary Video (800 points)

On Monday, February 27, 2012, students received information for the Final Exam in a written format posted on the instructors VMHS website. **Please DOWNLOAD and PRINT the complete information packet, sign the cover page and return it to your instructor by the due date.**

Students will select a topic from the topic list provided; research the topic on the internet at home (Homework assignment) and produce a 5-8 minute Documentary video.

It is very important that students complete the first three elements of the pre-production phase as a homework assignment and bring data in on a CD or portable storage drive. Class time is very limited and must be used for production recording and editing:

- Researched topic and created an Outline proposal in a three paragraph format typed.
(*Video Introduction Scene, Body and Conclusion - See attached*) = 50 points
(*Explain in a three-paragraph format what you're planning to do in each of the above elements of the video.*)
- Draw a detailed Storyboard and copy photo/video files to a CD in a .jpeg or .mov format = 50 points
- Type your final script per specification given (2 column format Video/Audio). = 100 points

Please check your ABI account for current grades received for work completed/not completed for this portion of the Final Exam assignment.

It is very important to understand, since this is a Final Exam, I will not be taking any late assignments for grading past the due dates announced in class. Students have received plenty of notices and warnings in class for the assignment due dates. If you missed the pre-production due date(s), assignments must still be completed (Zero (0) points) before moving forward with the project.

Students should be using their time management skills learned in our production environment. Parents, please monitor your student Internet research progress at home to make sure he/she has the necessary photos, videos and typed information for recording or transferring files during class time. The Library will be available outside of class time and the classroom is available from 6:30-7:15 a.m. – (Mon-Friday) for students needing extra lab time or instructional help.

Scheduled due dates for Poster, Radio Ad & Trailer will be announced in class:

Please don't wait until the last minute.

Pre-Production Phase: Due date: Wednesday, March 7, 2012 - "A" day schedule.
Due date: Tuesday, March 6, 2012- "B" day schedule.
Complete Final Exam Video Project – Due date: Monday, May 7, 2012 - "B" day schedule
Complete Final Exam Video Project – Due date: Tuesday, May 8, 2012 - "A" day schedule

Please sign and return this notice to Mr. Verkouteren, TV/Video Production, Room#E239. THANK YOU!

Please Print:

Parent Name: _____ Signature: _____ Date: _____

E-mail (Optional) _____

Instructor: Mr. Verkouteren

Due Date: _____

Please Print

Student Name: _____ Period: _____

Documentary Video Project – (800 points)

1.) This will be an independent project. No partners. STUDENT MUST BE IN THE VIDEO HOSTING.

Pre-Production Points = (200 points) - Creating a typed outline proposal, storyboard, and typed script.

_____ • Student will select a topic category; The History of Film Making, The History of Silent Movies, The History of Video Camera Technology or Who was Charlie Chaplin?

For your homework assignments, research the selected topic on the internet.

Create a typed draft. Type an outline proposal in a three-paragraph format explaining your video Introduction, Body and Conclusion. (50 points)

_____ • Student will draw a **detailed** storyboard for approval. (50 points)

_____ • Student will type a final script using the information gathered from the homework research, which is approximately 5 pages, using a 10 point font size, in a 2 column video/audio format for preliminary approval. Make any necessary script revisions for your final copy (100 points)

IMPORTANT: Your documentary video must contain the following:

2.) Student must be the host of the “Documentary Video Project”. Avoid using video transition filters

Production/Post Production Points = (300 points)

_____ • Was the above pre-production paper work submitted with completed video? (30 points)

_____ • Does the video dialogue match the typed script submitted? (50 points)

_____ • Fade in / Fade out (5 points)

_____ • Title text intro using LiveType program (10 points)

_____ • Video content must have an Introduction, Body and Conclusion (60 points)

_____ • Quality (correct exposure, color, lighting and white balance (20 points)

_____ • Good Audio/Music levels (between -6 and -12 on the audio meter) (10 points)

_____ • Smooth straight cuts – No transition filters (15 points)

_____ • Time code duration between 5-8 minutes (10 points)

_____ • Animated Lower 3rd Title bar from LiveType program (10 points)

_____ • Multiple (3) camera angles, including correct host format for Documentary style (30 points)

_____ • Creativity & design (20 points)

_____ • Created three (3) appropriate custom music tracks for the project. (20 points)

_____ • Credits with correct spelling

(Student name, period, class, instructor, and any copy/music material credits, For Ed. Use Only) (5 points)

_____ • Assemble video clips, edit and export into a QuickTime movie format 720x540 pixels. (5 points)

3.) Advertising Campaign - Post Production = (300 points)

_____ • Create a 4 color movie poster with text and photos advertising your movie (Size: 8.5”x 11”) (100 points)

_____ • Create a 30 second Radio add campaign promoting your movie (100 points)

_____ • Create a 30 second video commercial trailer advertising your documentary (720x540 pixels) (100 points)

_____ **Total Points** _____ **Overall Total Points ÷ 800 =** _____ **%**

Instructions & Sample idea for “Setting Up a Two-Column Script in Microsoft Word”.

1. Create a new document.
2. Choose Table → Insert → Table. . . .
3. For the number of columns, enter 2.
4. For the number of rows, enter 10. Add more if you think you need them now. It’s easier to delete the once you don’t use.
5. Click OK.

Questions	Answers
Host: Good Morning John and welcome to our BNN morning show.	CORRECT - John: Thank you for inviting me to be part of this wonderful program. I’ve heard a lot of good things about your program on campus.

Website Research Links

The sites listed below have been provided as a starting point for your research. You may use other sites, but remember to list your resources in your credit portion of your video.

It’s important that you do all your research and downloading at home because some sites can be blocked at VMHS, due to network security.

Here are some sites to start your research adventure:

The History of Silent Movies

<http://www.tc.umn.edu/~ryahnke/film/cinema.htm>

Information on Silent Movies

<http://www.welcometosilentmovies.com/atthemovies/movies.htm>

The History of Film

http://www.cln.org/themes/history_film.html

The History of Film and Sound

<http://filmsound.org/film-sound-history/>

Who was Charlie Chaplin?

<http://www.charliechaplin.com/>

Charlie Chaplin Movie Clips (QuickTime Format)

<http://silent-movies.com/Slapstick/PChaplin2.html>

History and Development of Film

http://www.cybercollege.com/frtv/frtv_ind.htm




STORYBOARD

Approved	Date

Project: _____




Student Name: _____

Hours: _____ Min.: _____ Sec.: _____

<p>Transition Effect: _____</p>  <p>Video Counter: _____</p>	<p>Transition Effect: _____</p>  <p>Video Counter: _____</p>	<p>Transition Effect: _____</p>  <p>Video Counter: _____</p>
---	---	---




Action: _____	Action: _____	Action: _____
_____	_____	_____
_____	_____	_____

Audio: _____	Audio: _____	Audio: _____
--------------	--------------	--------------

<p>Transition Effect: _____</p>  <p>Video Counter: _____</p>	<p>Transition Effect: _____</p>  <p>Video Counter: _____</p>	<p>Transition Effect: _____</p>  <p>Video Counter: _____</p>
--	--	--

Action: _____	Action: _____	Action: _____
_____	_____	_____
_____	_____	_____

Audio: _____	Audio: _____	Audio: _____
--------------	--------------	--------------

<p>Transition Effect: _____</p>  <p>Video Counter: _____</p>	<p>Transition Effect: _____</p>  <p>Video Counter: _____</p>	<p>Transition Effect: _____</p>  <p>Video Counter: _____</p>
---	---	---

Action: _____	Action: _____	Action: _____
_____	_____	_____
_____	_____	_____

Audio: _____	Audio: _____	Audio: _____
--------------	--------------	--------------




STORYBOARD

Approved	Date

Project: _____




Student Name: _____

Hours: _____ Min.: _____ Sec.: _____

<p>Transition Effect: _____</p>  <p>Video Counter: _____</p>	<p>Transition Effect: _____</p>  <p>Video Counter: _____</p>	<p>Transition Effect: _____</p>  <p>Video Counter: _____</p>
---	---	---




Action: _____ _____ _____	Action: _____ _____ _____	Action: _____ _____ _____
---------------------------------	---------------------------------	---------------------------------

Audio: _____	Audio: _____	Audio: _____
--------------	--------------	--------------

<p>Transition Effect: _____</p>  <p>Video Counter: _____</p>	<p>Transition Effect: _____</p>  <p>Video Counter: _____</p>	<p>Transition Effect: _____</p>  <p>Video Counter: _____</p>
--	--	--

Action: _____ _____ _____	Action: _____ _____ _____	Action: _____ _____ _____
---------------------------------	---------------------------------	---------------------------------

Audio: _____	Audio: _____	Audio: _____
--------------	--------------	--------------

<p>Transition Effect: _____</p>  <p>Video Counter: _____</p>	<p>Transition Effect: _____</p>  <p>Video Counter: _____</p>	<p>Transition Effect: _____</p>  <p>Video Counter: _____</p>
---	---	---

Action: _____ _____ _____	Action: _____ _____ _____	Action: _____ _____ _____
---------------------------------	---------------------------------	---------------------------------

Audio: _____	Audio: _____	Audio: _____
--------------	--------------	--------------

Student Name: _____ Period: _____

Video Treatment: Please type a paragraph for each of the three categories, “Introduction”, “Body” and “Conclusion” for the “Documentary Video” project. Describe in detail, how you will present the content.

Title of your documentary: Please choose one of the following titles;

“The History of Film Making”, “The History of Silent Movies”, “The History of Video Camera Technology” or “Who was Charlie Chaplin”?

Estimated Time Duration:

Introduction:

Body:

Conclusion:

**BRAIN STORM YOUR IDEAS BELOW
IN A WEB STYLE FORMAT**

