



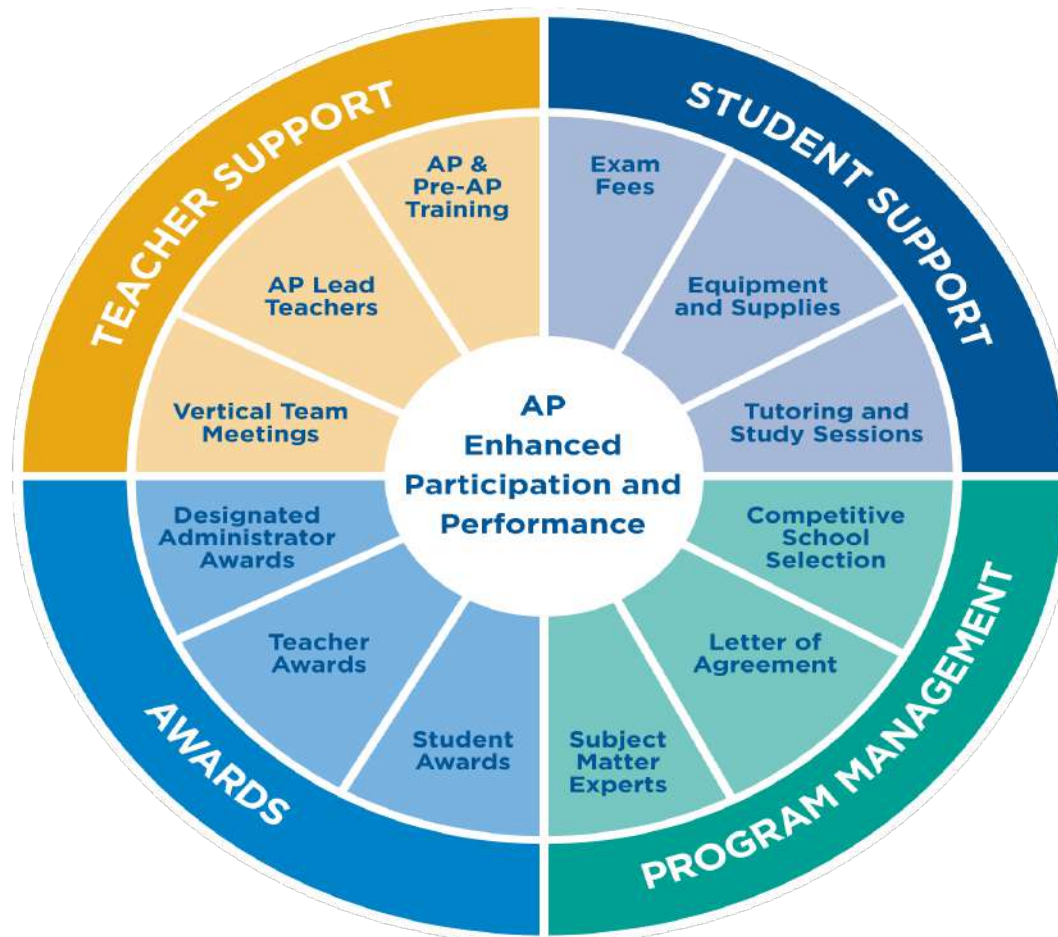
# *Arkansas Advanced Initiative for Math and Science*

## **AP Training and Incentive Program**

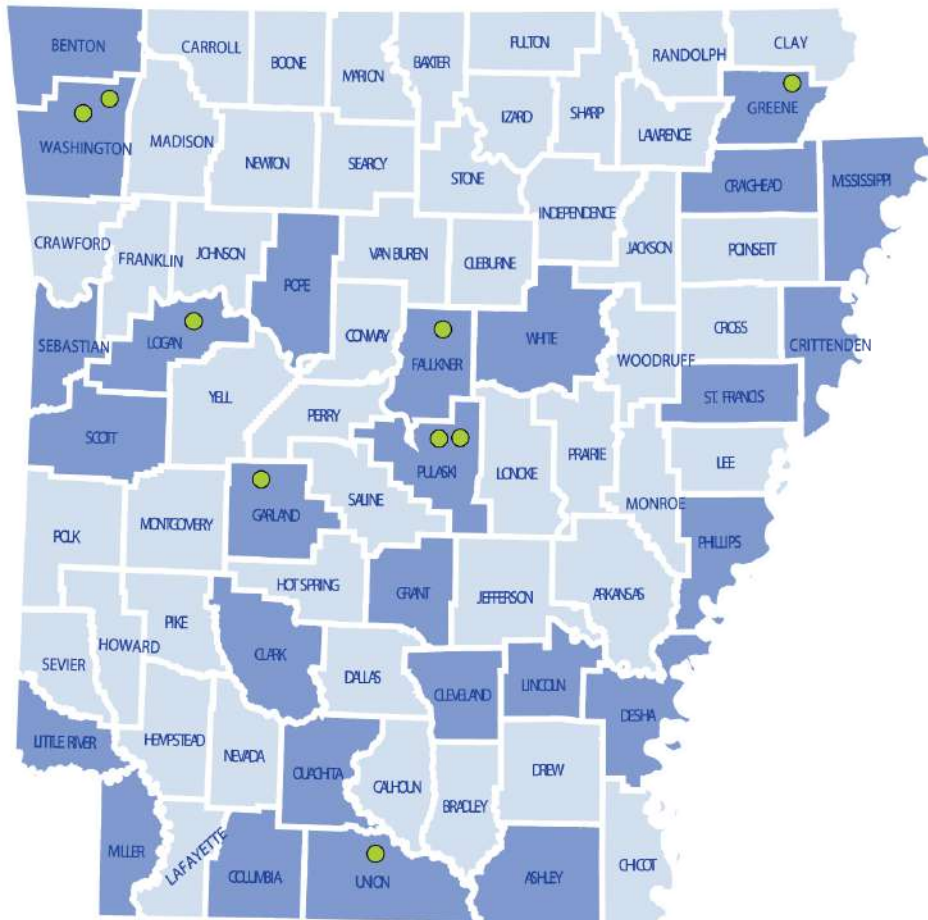




# NMSI's APTIP Elements of Success Wheel



# Group 1 Schools, 2008-2009

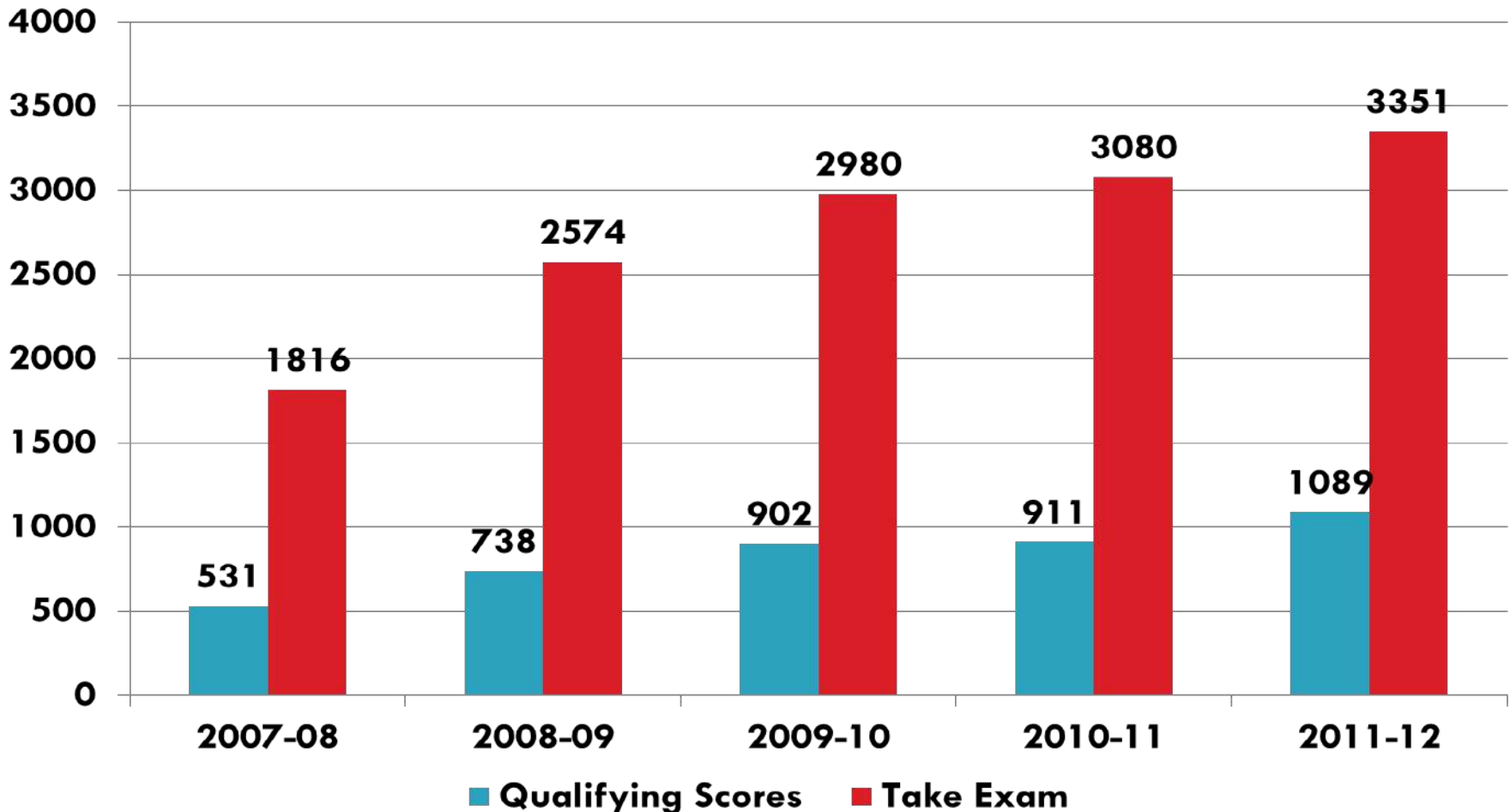


High School	District	County
Booneville	Booneville	Logan
El Dorado	El Dorado	Union
Lake Hamilton	Lake Hamilton	Garland
Greene County Tech	Greene Co. Tech School	Greene
Har-Ber High School	Springdale	Washington
Springdale	Springdale	Washington
Greenbrier	Greenbrier	Faulkner
Parkview Magnet	Little Rock	Pulaski
Wilbur Mills	Pulaski Co Special	Pulaski

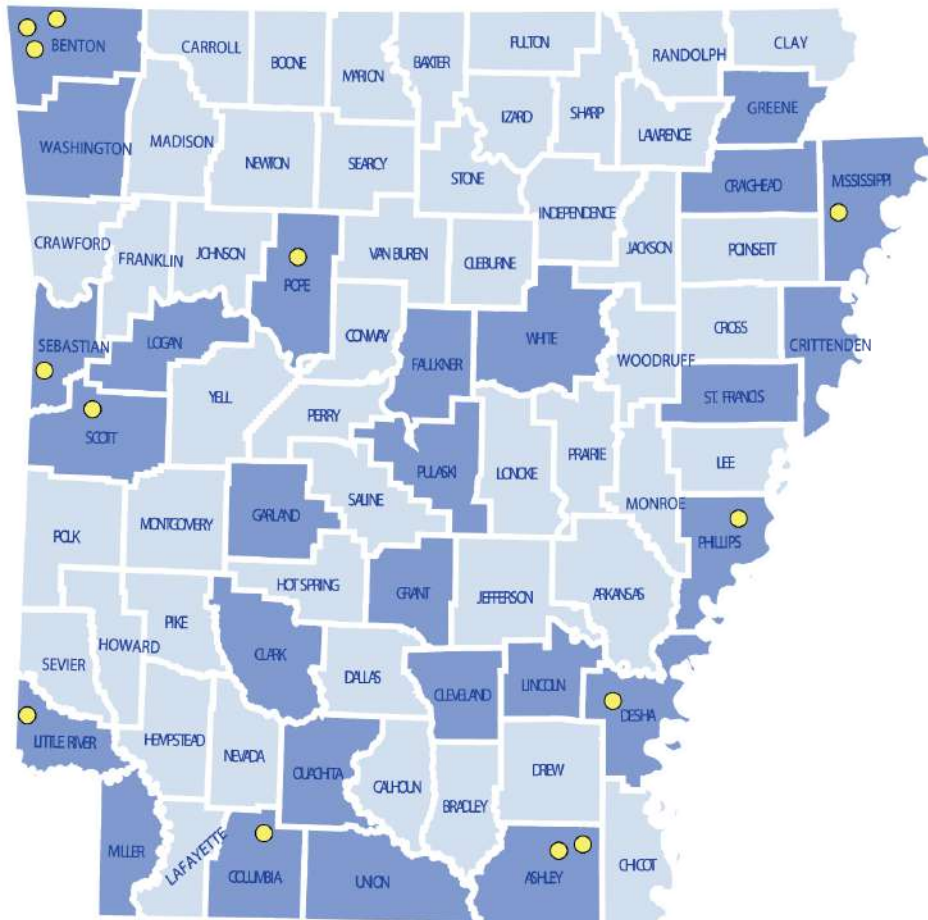


# AAIMS – Group 1 (9 Schools) AP Math, Science, and English Students

The Original 9 AAIMS Schools Have Seen a 105% Increase in Qualifying Scores and an 85% Increase in Students Taking a MSE AP Exam Over the Past 4 Years in the Program!



# Group 2 Schools, 2009-2010

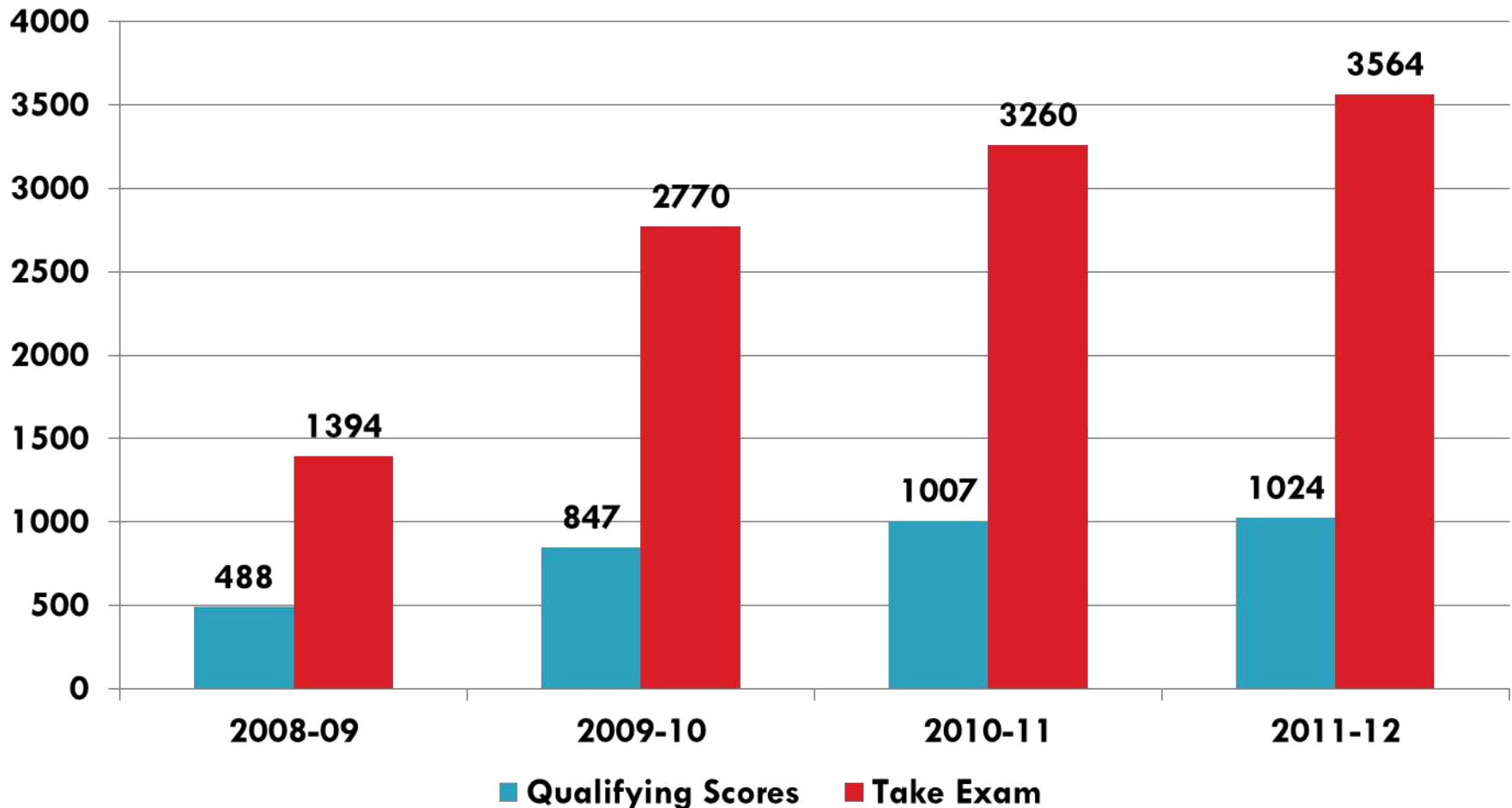


High School	District	County
Ashdown	Ashdown	Little River
Crosset	Crossett	Ashley
Dumas	Dumas	Desha
Hamburg	Hamburg	Ashley
Magnolia	Magnolia	Columbia
Waldron	Waldron	Scott
Kipp: Delta College Prep	Kipp: Delta Coll Prep HS	Phillips
Rivercrest	So. Miss. County	Mississippi
Northside	Fort Smith	Sebastian
Pea Ridge	Pea Ridge	Benton
Rogers Heritage	Rogers	Benton
Rogers	Rogers	Benton
Russellville	Russellville	Pope



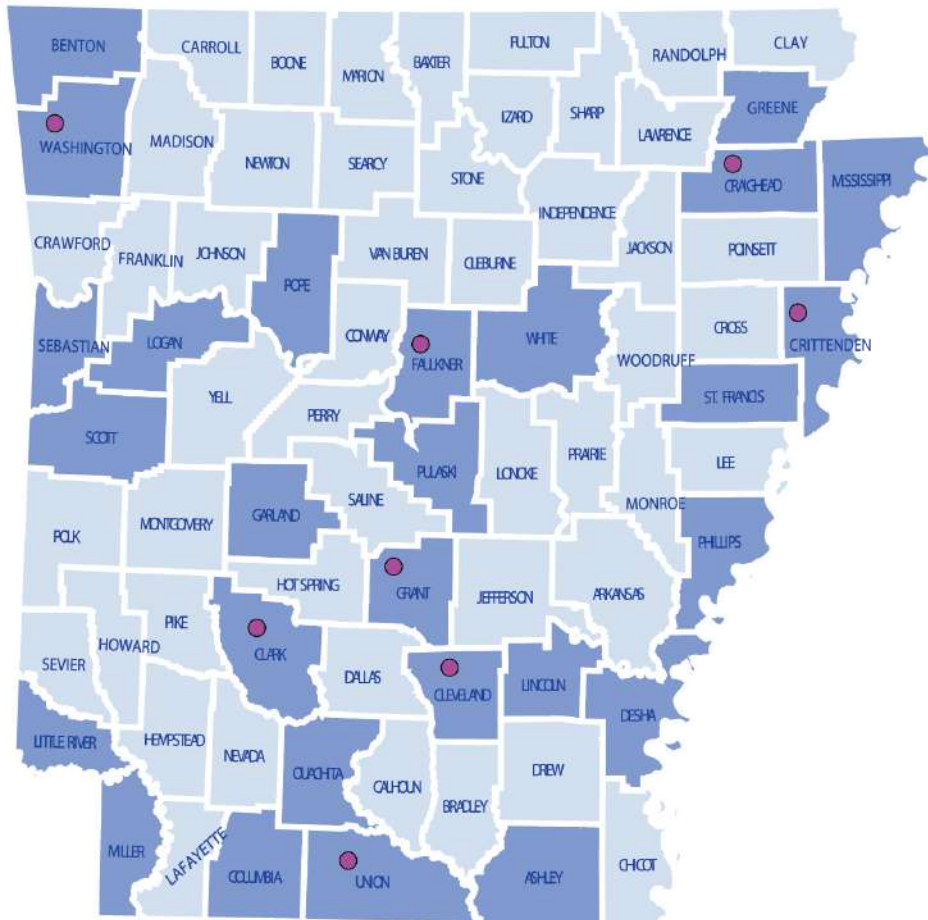
# AAIMS – Group 2 (13 Schools) AP Math, Science, and English Students

The 13 Group 2 Schools Have Seen a 110% Increase in Qualifying Scores and a 156% Increase in Students Taking a MSE AP Exam Over the Past 3 Years in the Program!





# Group 3 Schools, 2010-2011

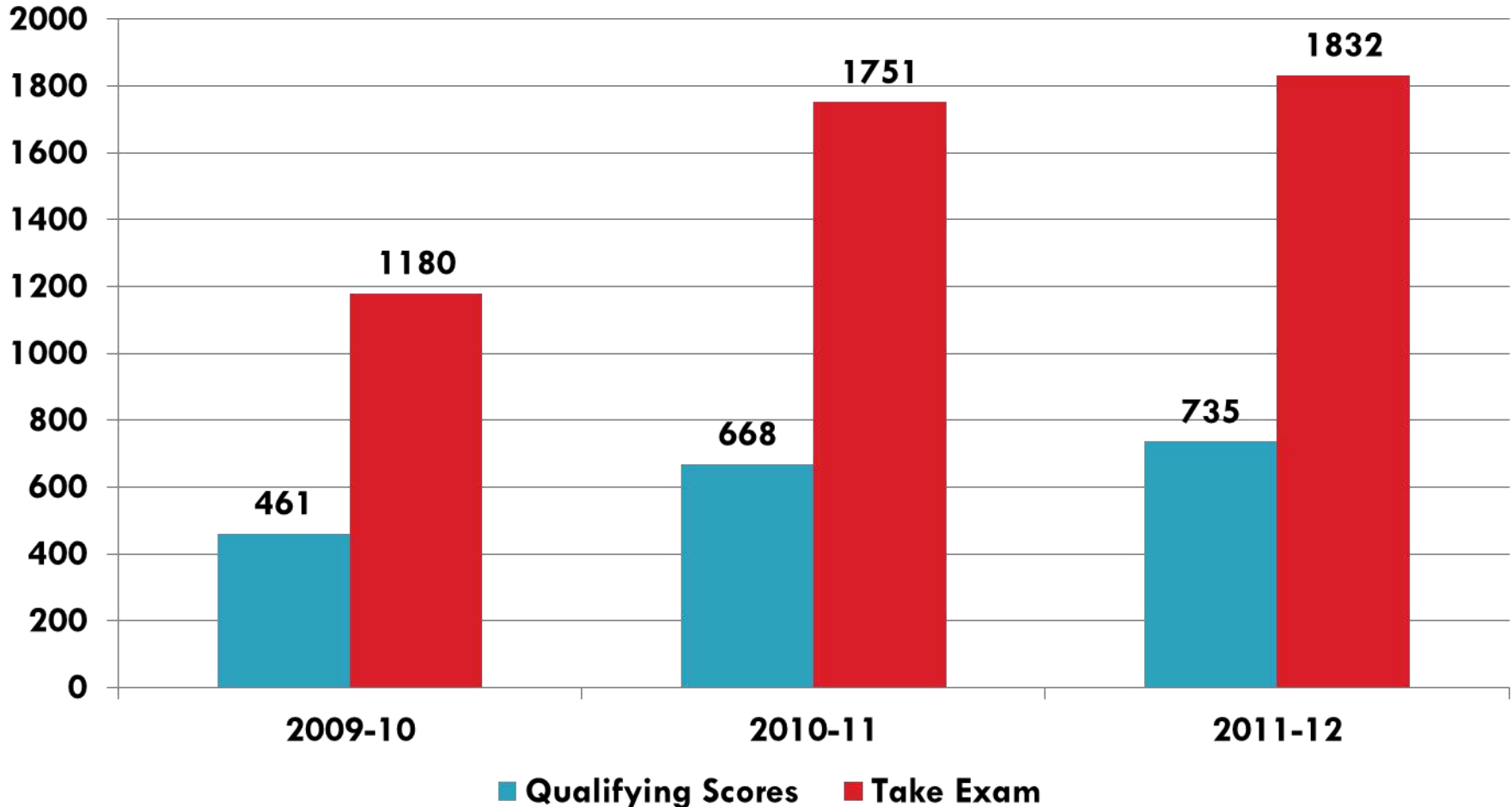


High School	District	County
Arkadelphia	Arkadelphia	Clark
Rison	Cleveland County	Cleveland
Sheridan	Sheridan	Grant
Smackover	Smackover	Union
Jonesboro	Jonesboro	Craighead
West Memphis	West Memphis	Crittenden
Prairie Grove	Prairie Grove	Washington
Conway	Conway	Faulkner



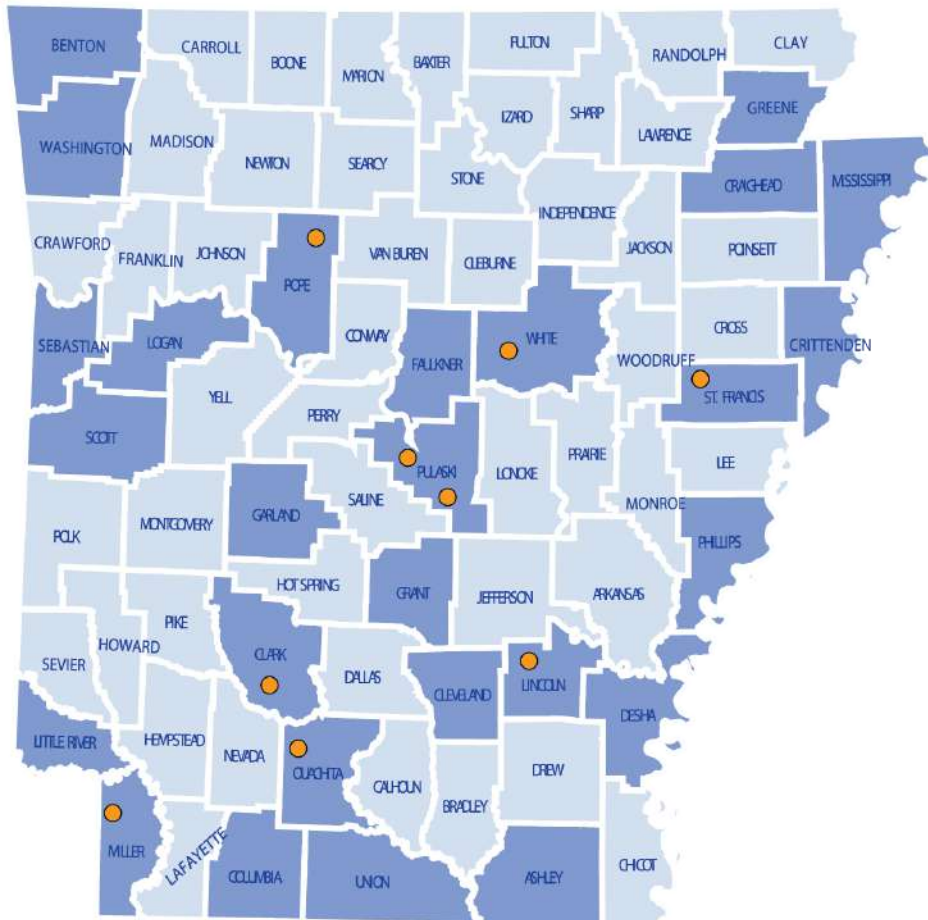
# AAIMS – Group 3 (8 Schools) AP Math, Science, and English Students

The 8 Group 3 Schools Have Seen a 59% Increase in Qualifying Scores and a 55% Increase in Students Taking a MSE AP Exam Over the Past 2 Years in the Program!





# Group 4 Schools, 2011-2012

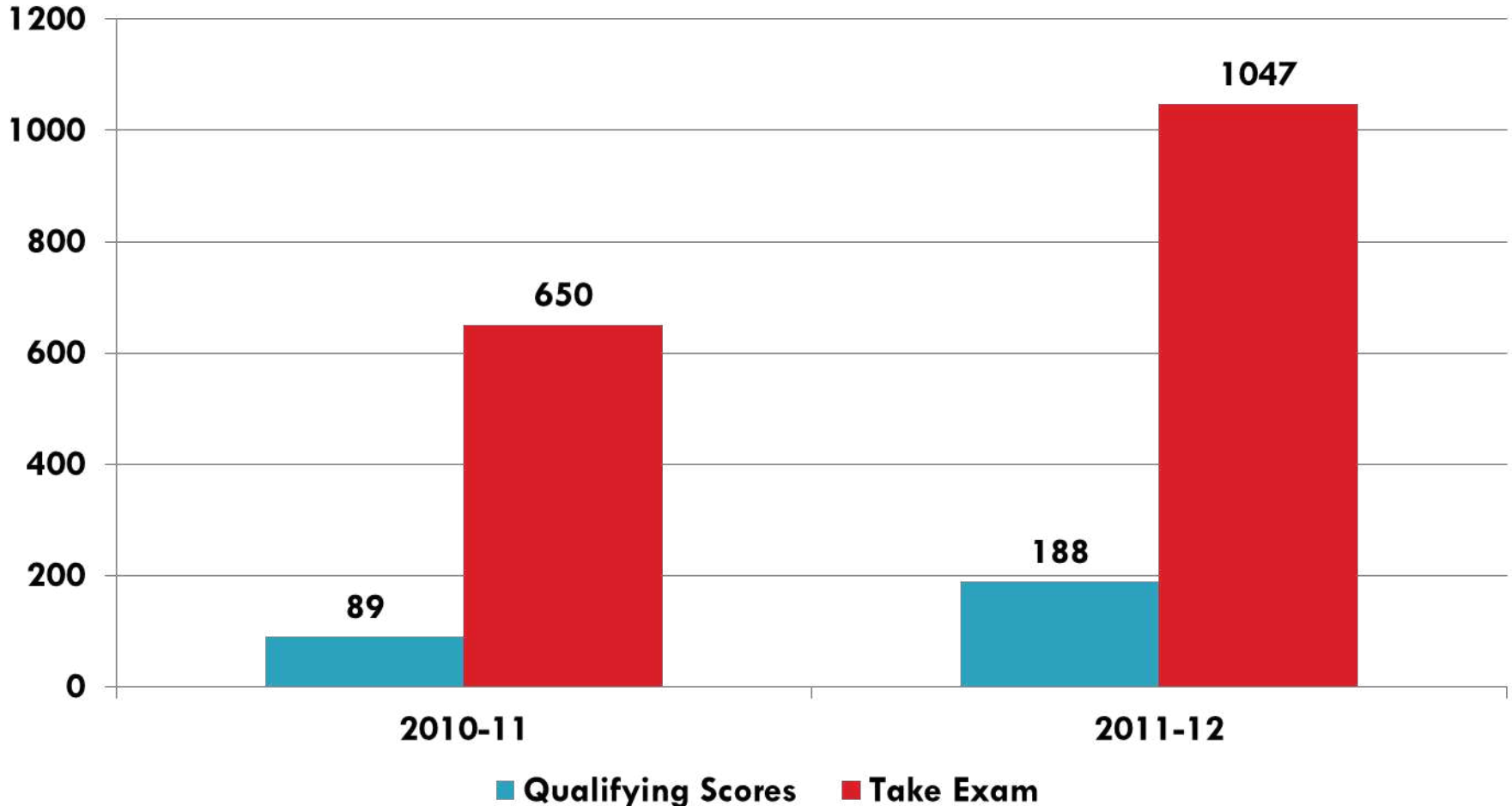


High School	District	County
Beebe	Beebe	White County
Camden Fairview	Camden Fairview	Ouachita
Centerpoint	Centerpoint	Clark
Dover	Dover	Pope
Forrest City	Forrest City	St. Francis
Jacksonville	Pulaski Co Special	Pulaski
Star City	Star City	Lincoln
Arkansas	Texarkana	Miller
North Pulaski	Pulaski Co Special	Pulaski



# AAIMS – Group 4 (9 Schools) AP Math, Science, and English Students

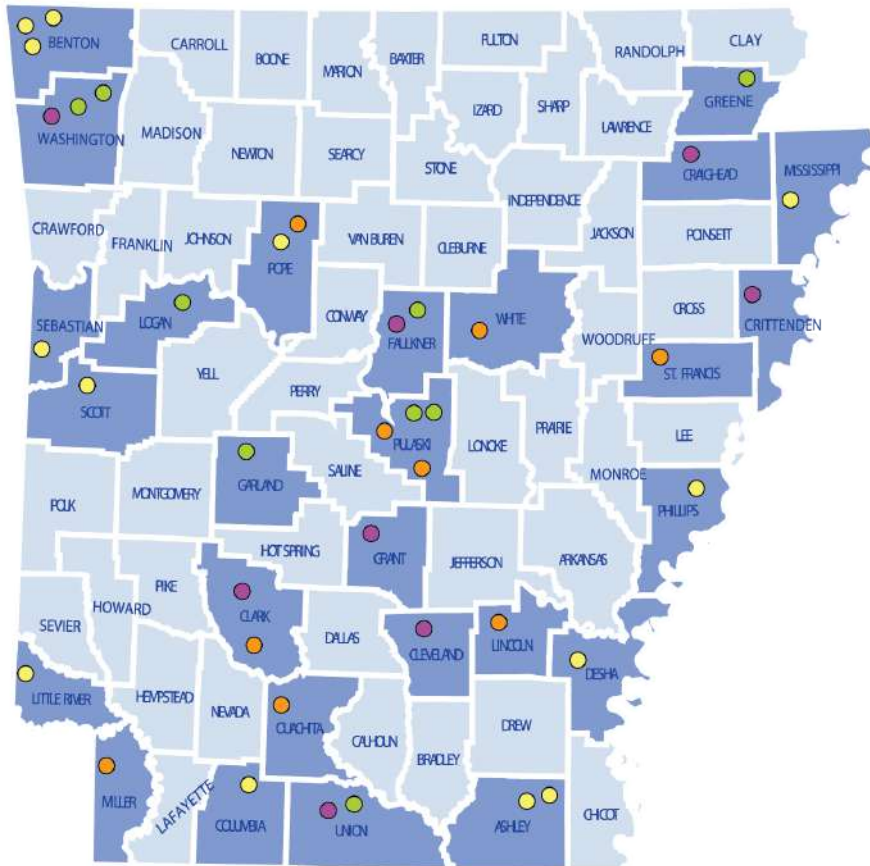
**The 9 Group 4 Schools Have Seen a 111% Increase in Qualifying Scores and a 61% Increase in Students Taking a MSE AP Exam in Their First Year in the Program!**





# All Schools

$$(a - b)^2 = a^2 - 2ab + b^2$$



- Cohort 1 (9 schools starting in 08-09 school year)
- Cohort 2 (13 schools starting in 09-10 school year)
- Cohort 3 (8 schools starting in 10-11 school year)
- Cohort 4 (9 schools starting in 11-12 school year)

High School	District	County	High School	District	County
Booneville	Booneville	Logan	Rogers	Rogers	Benton
El Dorado	El Dorado	Union	Russellville	Russellville	Pope
Lake Hamilton	Lake Hamilton	Garland	Arkadelphia	Arkadelphia	Clark
Greene County Tech School	Greene Co. Tech School	Greene	Rison	Cleveland County	Cleveland
Har-Ber High School	Springdale	Washington	Sheridan	Sheridan	Grant
Springdale	Springdale	Washington	Smackover	Smackover	Union
Greenbrier	Greenbrier	Faulkner	Jonesboro	Jonesboro	Craighead
Parkview Magnet	Little Rock	Pulaski	West Memphis	West Memphis	Crittenden
Wilbur Mills	Pulaski Co Special	Pulaski	Prairie Grove	Prairie Grove	Washington
Ashdown	Ashdown	Little River	Conway	Conway	Faulkner
Crossett	Crossett	Ashley	Beebe	Beebe	White County
Dumas	Dumas	Desha	Camden Fairview	Camden Fairview	Ouachita
Hamburg	Hamburg	Ashley	Centerpoint	Centerpoint	Clark
Magnolia	Magnolia	Columbia	Dover	Dover	Pope
Waldron	Waldron	Scott	Forrest City	Forrest City	St. Francis
Kipp: Delta College Prep	Kipp: Delta Coll Prep HS	Phillips	Jacksonville	Pulaski Co Special	Pulaski
Rivercrest	So. Miss. County	Mississippi	Star City	Star City	Lincoln
Northside	Fort Smith	Sebastian	Arkansas	Texarkana	Miller
Pea Ridge	Pea Ridge	Benton	North Pulaski	Pulaski Co Special	Pulaski
Rogers Heritage	Rogers	Benton			



# A 2011-12 Snapshot of Arkansas AIMS

- 39 high schools
- 35 school districts
- 10,248 students in AP math, science, and English
- 275 AP math, science and English teachers
- 300 AP courses





# AAIMS and Arkansas

- AAIMS schools make up 17% of all the schools in Arkansas. They produced:
- 43% of all math, science, and English qualifying scores.
- 51% of all science qualifying scores.
- 43% of all math qualifying scores.
- 40% of all qualifying English scores.





# AAIMS and Arkansas

AAIMS African-American and Hispanic students produced:

55% of all math, science, and English qualifying scores produced by these minority groups

65% of all the science scores by these groups

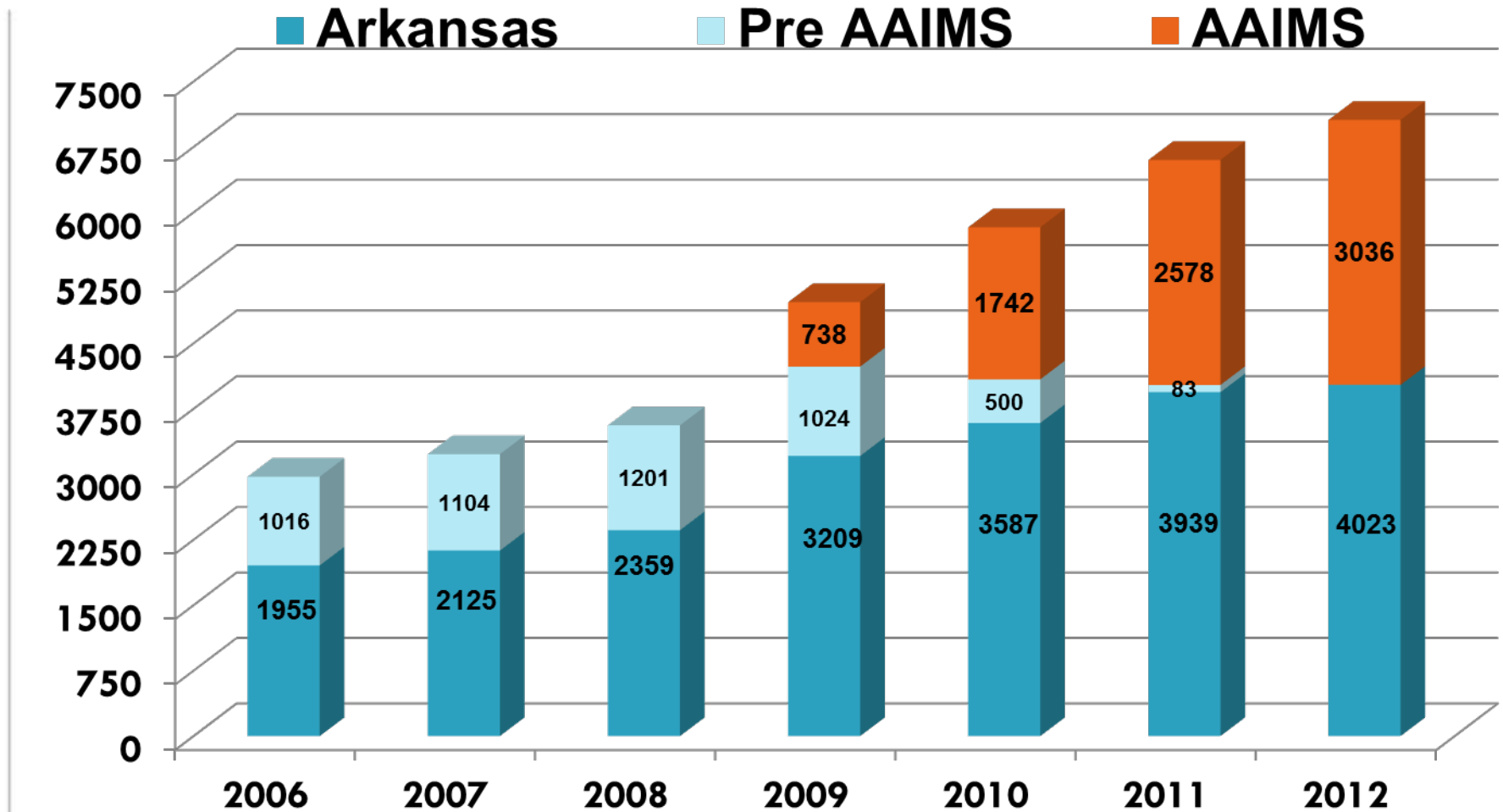
54% of all the math scores by these groups

53% of all the English scores by these groups





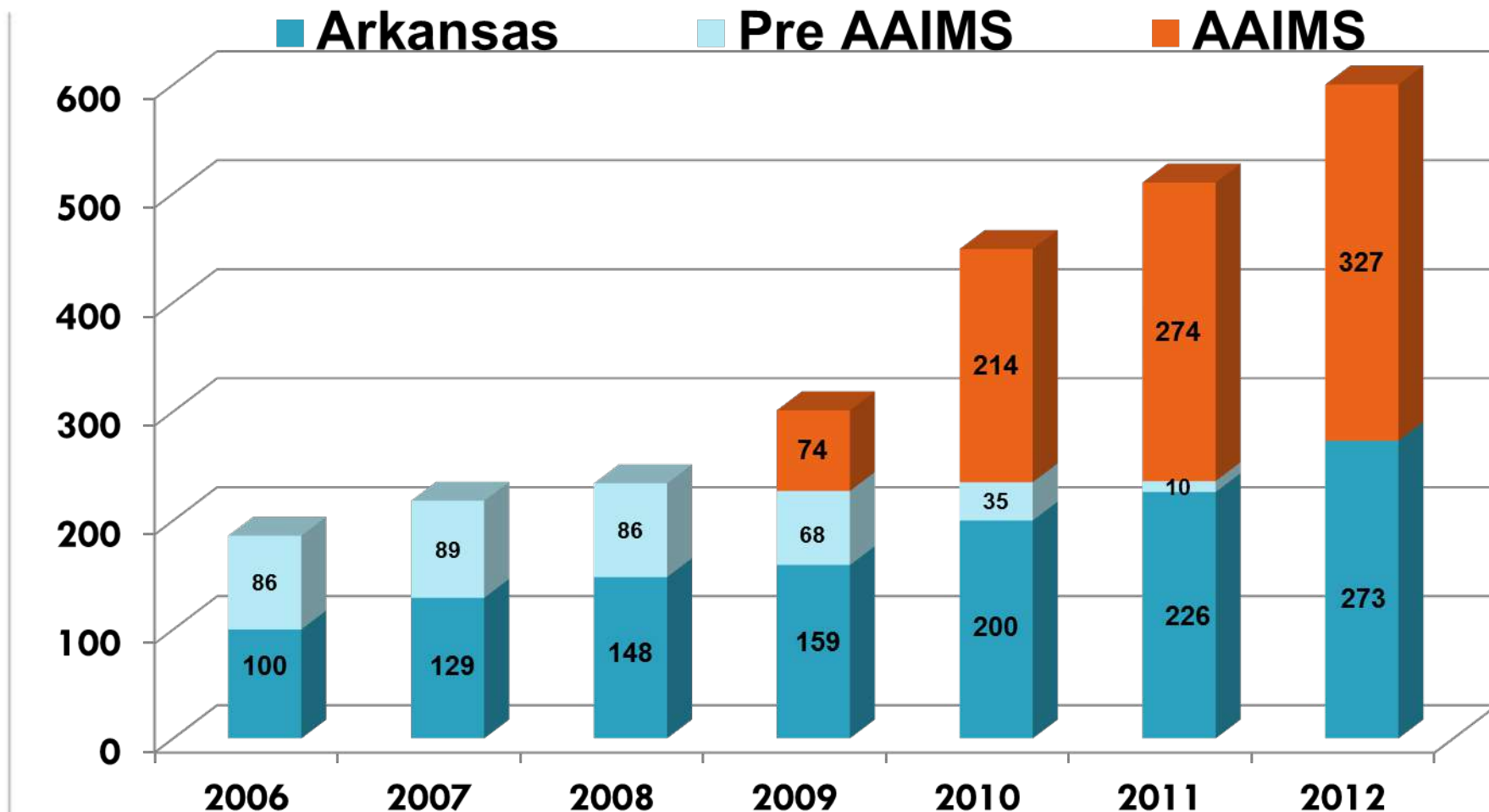
# 7 Years of AP Math, Science, and English Qualifying Scores All Students



The 39 AAIMS schools produced more qualifying scores in 2012 than the entire state did seven years ago in 2006!



# 7 Years of AP Math, Science, and English Qualifying Scores African American and Hispanic Students



The 39 AAIMS schools produced more minority qualifying scores in 2012 than the entire state did four years ago in 2008!