



Energy Economics Consulting Corporation

March 5, 2020

Mr. Adam Teitzman
Commission Clerk
Florida Public Service Commission
2540 Shumard Oak Blvd
Tallahassee, FL 32399-0850

Dear Mr. Teitzman:

I am enclosing the following information regarding the rate changes being made by Suwannee Valley Electric Cooperative.

- 4 clean copies of the new tariffs
- 1 redline copy showing changes
- Final Report of the Rate Study

Should you have any questions or need further assistance, please do not hesitate to call me at 404-386-8704. You may also email any requests or questions to mikeleverett@bellsouth.net.

Sincerely,

G. Michael Leverett, Jr., President

COM _____
AFD _____
APA _____
ECO 3 copies
ENG _____
GCL _____
IDM _____
CLK _____

2020 MAR 10 AM 9:47

RECEIVED-FPSC

Suwannee Valley Electric Cooperative.
Live Oak, Florida

Cost-of-Service

And

Retail Rate Design

Board Presentation

Prepared by:



Energy Economics Consulting Corporation

PO Box 600

Forsyth, GA 31029

February 24, 2020

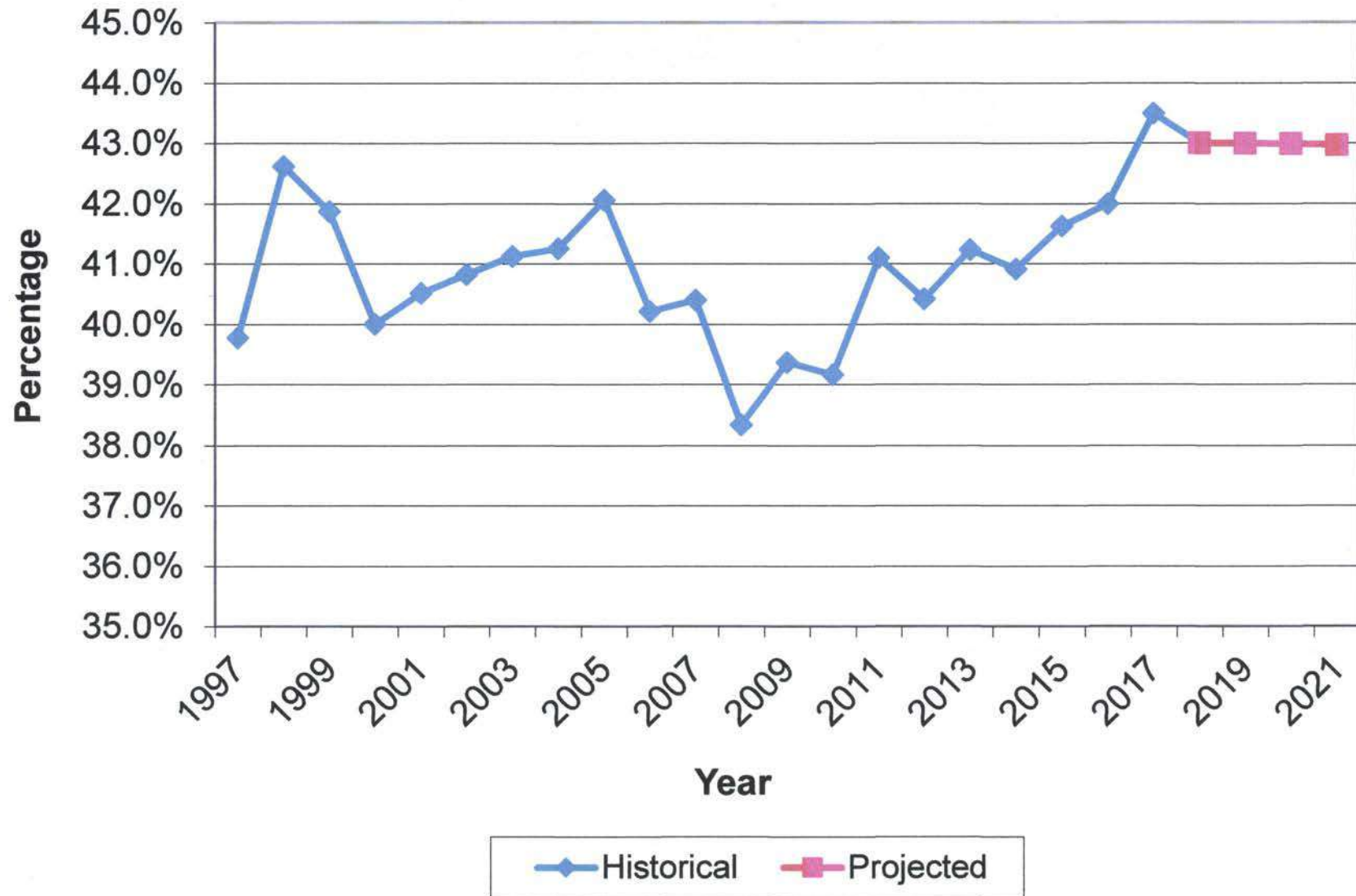
**SUWANNEE VALLEY ELECTRIC COOPERATIVE
ADJUSTED INCOME STATEMENT**

| <u>Line</u> <u>No.</u> | <u>Item</u> | <u>Pro Forma</u> |
|---------------------------|----------------------------------|---------------------|
| | <u>Operating Revenue</u> | |
| 1 | Rate Revenue | \$60,649,199 |
| 2 | Other Revenue | <u>\$522,210</u> |
| 3 | TOTAL REVENUE | \$61,171,409 |
| | <u>Operating Expenses</u> | |
| 4 | Purchased Power Expense | \$38,091,335 |
| 5 | Distribution - O&M | \$14,130,236 |
| 6 | Depreciation | \$5,126,972 |
| 7 | Taxes | \$9,627 |
| 8 | Interest | \$2,402,133 |
| 9 | Other Deductions | <u>\$41,868</u> |
| 10 | TOTAL EXPENSES | \$59,802,172 |
| 11 | OPERATING MARGINS | \$1,369,237 |
| 12 | Non-Operating Margins | \$448,865 |
| 13 | Capital Credits & Other | <u>\$958,354</u> |
| 14 | TOTAL MARGINS | \$2,776,456 |
| 15 | TIER (Operating Margins) | 1.58 |
| 16 | TIER (Total Margins) | 2.19 |

Suwannee Valley EC

Equity as a Percent of Assets

Assumes \$900K Capital Credit Payout



SUWANNEE VALLEY ELECTRIC COOPERATIVE, INC

Functionalized Allocated Income Statement (Present Rate)
By Rate Class

| A | B | C | D | E | F | G | H | I |
|----------|-----------------------|------------------------|-------------------------------|---------------------------------|---------------------------------|--------------------------|-------------------|--------------------------|
| Line No. | Rate Class | Total Electric Revenue | Allocated Production Expenses | Allocated Transmission Expenses | Allocated Distribution Expenses | Total Allocated Expenses | Operating Margins | Allocated Rate of Return |
| 1 | Lighting | \$866,507 | \$329,451 | \$16,080 | \$511,529 | \$857,059 | \$9,448 | 2.81% |
| 2 | Residential (Rate 1) | \$33,253,734 | \$17,884,816 | \$2,370,824 | \$14,069,114 | \$34,324,754 | (\$1,071,020) | 0.74% |
| 3 | Residential Pre-Pay | \$4,857,151 | \$2,669,548 | \$354,312 | \$1,977,250 | \$5,001,110 | (\$143,958) | 0.81% |
| 4 | TOU (Revenue Class 6) | \$1,419,316 | \$799,113 | \$72,259 | \$530,926 | \$1,402,298 | \$17,018 | 3.02% |
| 5 | GS<50 kW (Rate 5) | \$5,034,159 | \$2,564,941 | \$347,138 | \$2,361,400 | \$5,273,479 | (\$239,320) | 0.29% |
| 6 | GS 50-500 kW (Rate 7) | \$4,685,069 | \$2,698,049 | \$333,026 | \$1,206,625 | \$4,237,699 | \$447,370 | 9.34% |
| 7 | GSLD >500 kW (Rate 9) | \$1,395,075 | \$854,399 | \$102,562 | \$339,853 | \$1,296,814 | \$98,261 | 8.30% |
| 8 | Klausner | \$2,378,167 | \$1,805,460 | \$159,490 | \$448,625 | \$2,413,574 | (\$35,407) | 0.52% |
| 9 | Suwanee Cement | \$6,087,071 | \$4,923,445 | \$0 | \$71,941 | \$4,995,386 | \$1,091,685 | 370.01% |
| 10 | Rate 10 | \$0 | \$0 | \$0 | \$0 | \$0 | \$0 | 0.00% |
| 11 | Rate 11 | \$0 | \$0 | \$0 | \$0 | \$0 | \$0 | 0.00% |
| 12 | Rate 12 | \$0 | \$0 | \$0 | \$0 | \$0 | \$0 | 0.00% |
| 13 | Rate 13 | \$0 | \$0 | \$0 | \$0 | \$0 | \$0 | 0.00% |
| 14 | Rate 14 | \$0 | \$0 | \$0 | \$0 | \$0 | \$0 | 0.00% |
| 15 | Rate 15 | \$0 | \$0 | \$0 | \$0 | \$0 | \$0 | 0.00% |
| 16 | Rate 16 | \$0 | \$0 | \$0 | \$0 | \$0 | \$0 | 0.00% |
| 17 | Rate 17 | \$0 | \$0 | \$0 | \$0 | \$0 | \$0 | 0.00% |
| 18 | Rate 18 | \$0 | \$0 | \$0 | \$0 | \$0 | \$0 | 0.00% |
| 19 | Rate 19 | \$0 | \$0 | \$0 | \$0 | \$0 | \$0 | 0.00% |
| | Rate 20 | \$0 | \$0 | \$0 | \$0 | \$0 | \$0 | 0.00% |
| 20 | Total System | \$59,976,249 | \$34,529,222 | \$3,755,690 | \$21,517,261 | \$59,802,172 | \$174,078 | 1.48% |

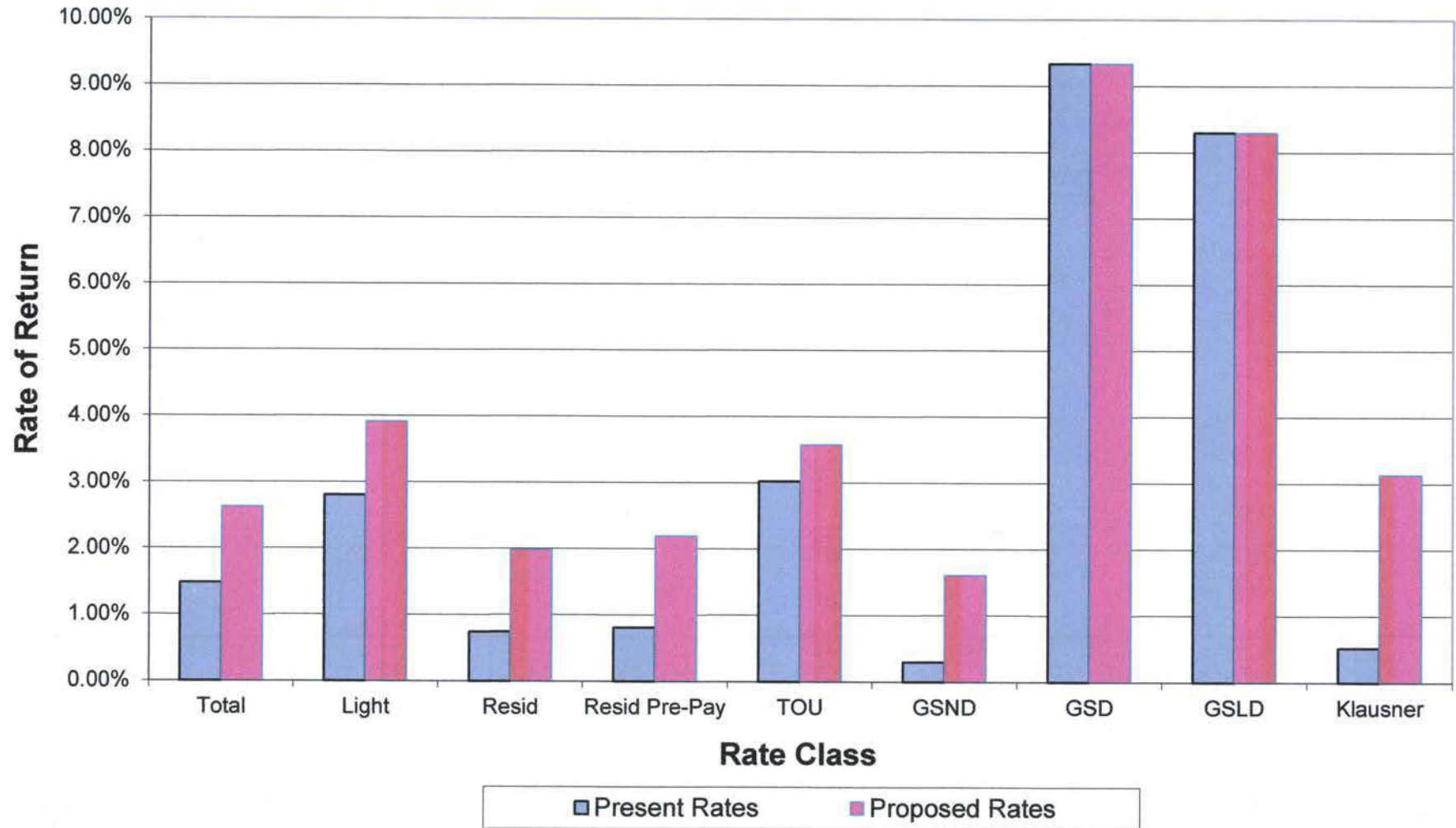
SUWANNEE VALLEY ELECTRIC COOPERATIVE, INC

Functionalized Allocated Income Statement (Proposed Rate)
By Rate Class

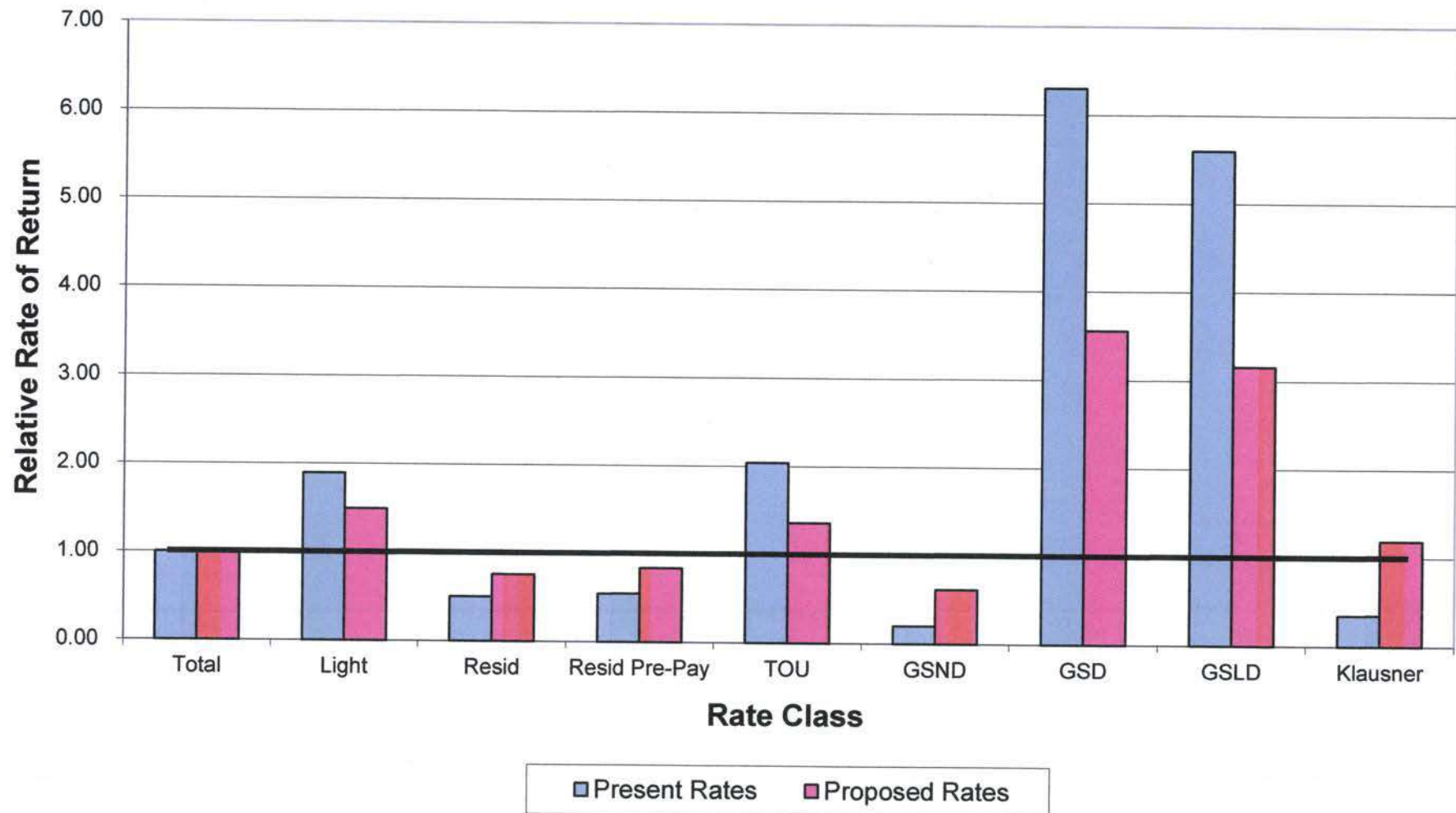
| A | B | C | D | E | F | G | H | I |
|----------|-----------------------|------------------------|-------------------------------|---------------------------------|---------------------------------|--------------------------|-------------------|--------------------------|
| Line No. | Rate Class | Total Electric Revenue | Allocated Production Expenses | Allocated Transmission Expenses | Allocated Distribution Expenses | Total Allocated Expenses | Operating Margins | Allocated Rate of Return |
| 1 | Lighting | \$890,603 | \$329,451 | \$16,080 | \$511,529 | \$857,059 | \$33,544 | 3.92% |
| 2 | Residential (Rate 1) | \$34,072,116 | \$17,884,816 | \$2,370,824 | \$14,069,114 | \$34,324,754 | (\$252,638) | 1.99% |
| 3 | Residential Pre-Pay | \$4,984,661 | \$2,669,548 | \$354,312 | \$1,977,250 | \$5,001,110 | (\$16,448) | 2.19% |
| 4 | TOU (Revenue Class 6) | \$1,433,727 | \$799,113 | \$72,259 | \$530,926 | \$1,402,298 | \$31,429 | 3.58% |
| 5 | GS<50 kW (Rate 5) | \$5,186,007 | \$2,564,941 | \$347,138 | \$2,361,400 | \$5,273,479 | (\$87,472) | 1.61% |
| 6 | GS 50-500 kW (Rate 7) | \$4,685,069 | \$2,698,049 | \$333,026 | \$1,206,625 | \$4,237,699 | \$447,370 | 9.34% |
| 7 | GSLD >500 kW (Rate 9) | \$1,395,075 | \$854,399 | \$102,562 | \$339,853 | \$1,296,814 | \$98,261 | 8.30% |
| 8 | Klausner | \$2,437,080 | \$1,805,460 | \$159,490 | \$448,625 | \$2,413,574 | \$23,506 | 3.13% |
| 9 | Suwanee Cement | \$6,087,071 | \$4,923,445 | \$0 | \$71,941 | \$4,995,386 | \$1,091,685 | 370.01% |
| 10 | Rate 10 | \$0 | \$0 | \$0 | \$0 | \$0 | \$0 | 0.00% |
| 11 | Rate 11 | \$0 | \$0 | \$0 | \$0 | \$0 | \$0 | 0.00% |
| 12 | Rate 12 | \$0 | \$0 | \$0 | \$0 | \$0 | \$0 | 0.00% |
| 13 | Rate 13 | \$0 | \$0 | \$0 | \$0 | \$0 | \$0 | 0.00% |
| 14 | Rate 14 | \$0 | \$0 | \$0 | \$0 | \$0 | \$0 | 0.00% |
| 15 | Rate 15 | \$0 | \$0 | \$0 | \$0 | \$0 | \$0 | 0.00% |
| 16 | Rate 16 | \$0 | \$0 | \$0 | \$0 | \$0 | \$0 | 0.00% |
| 17 | Rate 17 | \$0 | \$0 | \$0 | \$0 | \$0 | \$0 | 0.00% |
| 18 | Rate 18 | \$0 | \$0 | \$0 | \$0 | \$0 | \$0 | 0.00% |
| 19 | Rate 19 | \$0 | \$0 | \$0 | \$0 | \$0 | \$0 | 0.00% |
| | Rate 20 | \$0 | \$0 | \$0 | \$0 | \$0 | \$0 | 0.00% |
| 20 | Total System | \$61,171,409 | \$34,529,222 | \$3,755,690 | \$21,517,261 | \$59,802,172 | \$1,369,237 | 2.63% |

Suwannee Valley ECI

Rate of Return



Suwannee Valley ECI Relative Rate of Return



**SUWANNEE VALLEY ELECTRIC COOPERATIVE
SUMMARY OF REVENUE**

| <u>Line No.</u> | <u>Consumer Classification</u> (a) | <u>Adjusted Number of Consumers</u> (b) | <u>Adjusted Annual kWh</u> (c) | <u>Normalized Revenue</u> (d) | <u>Adjusted for Rate Change Revenue</u> (e) | <u>Revenue Change</u> (f) | <u>Percent Change</u> (g) |
|-----------------|--|--|-----------------------------------|----------------------------------|--|------------------------------|------------------------------|
| 1 | Residential Service (Revenue Class 1) | 20,082 | 257,741,580 | \$32,857,008 | \$33,675,390 | \$818,382 | 2.49% |
| 2 | Residential Service-Pre Pay | 2,681 | 38,518,610 | \$4,804,187 | \$4,931,697 | \$127,510 | 2.65% |
| 3 | General Service < 50 kW (Revenue Class 5) | 2,780 | 37,123,946 | \$4,979,239 | \$5,131,087 | \$151,848 | 3.05% |
| 4 | TOU (Revenue Class 6) | 245 | 12,818,141 | \$1,414,483 | \$1,428,893 | \$14,411 | 1.02% |
| 5 | General Service 50-500 kW (Revenue Class 7) | 237 | 41,482,627 | \$4,680,390 | \$4,680,390 | \$0 | 0.00% |
| 6 | General Service Large Demand Time-of-Use >5,000 kW | 1 | 106,410,274 | \$6,087,071 | \$6,087,071 | \$0 | 0.00% |
| 7 | GSLD >500 kW (Revenue Class 9) | 6 | 13,781,355 | \$1,394,957 | \$1,394,957 | \$0 | 0.00% |
| 8 | LDLM >5,000 kW (Revenue Class 11) | 1 | 29,903,585 | \$2,378,167 | \$2,437,080 | \$58,913 | 2.48% |
| 9 | Lights | <u>403</u> | <u>5,718,060</u> | <u>\$858,537</u> | <u>\$882,633</u> | <u>\$24,096</u> | <u>2.81%</u> |
| 10 | TOTAL RATE REVENUE | 26,436 | 543,498,179 | \$59,454,039 | \$60,649,199 | \$1,195,159 | 2.01% |
| 11 | OTHER REVENUE | | | <u>\$522,210</u> | <u>\$522,210</u> | <u>\$0</u> | <u>0.00%</u> |
| 12 | GRAND TOTAL | 26,436 | 543,498,179 | \$59,976,249 | \$61,171,409 | \$1,195,159 | 1.99% |

SUWANNEE VALLEY ELECTRIC COOPERATIVE
COMPARISON OF PRESENT AND PROPOSED RATE STRUCTURES

| Line No. | Rate Component | Present Rates | | | Proposed Rates | | | Increase/(Decrease) | | Converted Daily Charge |
|----------|--|---------------|-------------|----------------|----------------|-------------|----------------|---------------------|----------------|------------------------|
| | | Base | WPCA | Total | Base | WPCA | Total | Amount | Percent | |
| | (a) | (b) | (c) | (d) (b)+(c) | (e) | (f) | (g) (e)+(f) | (h) (g)-(d) | (i) (h)/(d) | |
| 1 | Residential Service (RS) | | | | | | | | | |
| 2 | Customer Charge | | | | | | | | | |
| 3 | First Meter | \$25.00 | | \$25.00 | \$29.70 | | \$29.70 | \$4.70 | 18.80% | \$0.99 |
| 4 | Ancillary Meter | \$17.00 | | \$17.00 | \$20.00 | | \$20.00 | \$3.00 | 17.65% | \$0.67 |
| 5 | Energy Charge | | | | | | | | | |
| 6 | First 1000 kWh | \$0.10660 | (\$0.01200) | \$0.09460 | \$0.10190 | (\$0.01200) | \$0.08990 | (\$0.00470) | -4.97% | |
| 7 | Over 1000 kWh | \$0.12800 | (\$0.01200) | \$0.11600 | \$0.13500 | (\$0.01200) | \$0.12300 | \$0.00700 | 6.03% | |
| 8 | Minimum Charge | \$25.00 | | \$25.00 | \$29.70 | | \$29.70 | \$4.70 | 18.80% | |
| 9 | | | | | | | | | | |
| 10 | Residential Pre-Pay Service (RSP) | | | | | | | | | |
| 11 | Customer Charge | | | | | | | | | |
| 12 | First Meter | \$1.10 | | \$1.10 | \$1.39 | | \$1.39 | \$0.29 | 26.36% | |
| 13 | Ancillary Meter | \$0.84 | | \$0.84 | \$1.13 | | \$1.13 | \$0.29 | 34.52% | |
| 14 | Energy Charge | \$0.10660 | (\$0.01200) | \$0.09460 | \$0.1019 | (\$0.01200) | \$0.08990 | (\$0.00470) | -4.97% | |
| 15 | | | | | | | | | | |
| 16 | General Service Non-Demand (GSND) | | | | | | | | | |
| 17 | Customer Charge | \$25.00 | | \$25.00 | \$29.70 | | \$29.70 | \$4.70 | 18.80% | \$0.99 |
| 18 | Energy Charge | | | | | | | | | |
| 19 | First 1000 kWh | \$0.11300 | (\$0.01200) | \$0.10100 | \$0.10800 | (\$0.01200) | \$0.09600 | (\$0.00500) | -4.95% | |
| 20 | Over 1000 kWh | \$0.11300 | (\$0.01200) | \$0.10100 | \$0.11500 | (\$0.01200) | \$0.10300 | \$0.00200 | 1.98% | |
| 21 | | | | | | | | | | |
| 22 | Time-of-Use (TOU) | | | | | | | | | |
| 23 | Customer Charge | \$25.00 | | \$25.00 | \$29.70 | | \$29.70 | \$4.70 | 18.80% | \$0.99 |
| 24 | Energy Charge | | | | | | | | | |
| 25 | On-Peak | \$0.15000 | (\$0.01200) | \$0.13800 | \$0.15000 | (\$0.01200) | \$0.13800 | \$0.00000 | 0.00% | |
| 26 | Off-Peak | \$0.09350 | (\$0.01200) | \$0.08150 | \$0.09350 | (\$0.01200) | \$0.08150 | \$0.00000 | 0.00% | |
| 27 | | | | | | | | | | |

SUWANNEE VALLEY ELECTRIC COOPERATIVE
COMPARISON OF PRESENT AND PROPOSED RATE STRUCTURES

| Line No. | Rate Component (a) | Present Rates | | | Proposed Rates | | | Increase/(Decrease) | | Converted Daily Charge |
|----------|--------------------------|---------------|-------------|-------------------------|----------------|-------------|-------------------------|--------------------------|---------------------------|------------------------|
| | | Base (b) | WPCA (c) | Total (d) (b)+(c) | Base (e) | WPCA (f) | Total (g) (e)+(f) | Amount (h) (g)-(d) | Percent (i) (h)/(d) | |
| 28 | LDLM > 5000 kW | | | | | | | | | |
| 29 | Customer Charge | \$410.00 | | \$410.00 | \$410.00 | | \$410.00 | \$0.00 | 0.00% | \$13.67 |
| 30 | Energy Charge | | | | | | | | | |
| 31 | On-Peak | \$2.00 | | \$2.00 | \$2.00 | | \$2.00 | \$0.00 | 0.00% | |
| 32 | Off-Peak | \$8.40 | | \$8.40 | \$12.50 | | \$12.50 | \$4.10 | 48.81% | |
| 33 | Energy Charge | \$0.07600 | (\$0.01200) | \$0.06400 | \$0.0740 | (\$0.01200) | \$0.06200 | (\$0.00200) | -3.13% | |
| 34 | | | | | | | | | | |
| 35 | Outdoor Lights | | | | | | | | | |
| 36 | 100 watt HPS | \$8.70 | (\$0.54) | \$8.16 | \$8.70 | (\$0.54) | \$8.16 | \$0.00 | 0.00% | \$0.29 |
| 37 | 250 watt HPS | \$12.00 | (\$1.32) | \$10.68 | \$13.00 | (\$1.32) | \$11.68 | \$1.00 | 9.36% | \$0.43 |
| 38 | 400 watt HPS | \$15.00 | (\$2.10) | \$12.90 | \$18.00 | (\$2.10) | \$15.90 | \$3.00 | 23.26% | \$0.60 |
| 39 | Additional Pole Span | \$2.00 | | \$2.00 | \$2.00 | | \$2.00 | \$0.00 | 0.00% | \$0.07 |

SUWANNEE VALLEY ELECTRIC COOPERATIVE
Rate Comparison

Residential

| Line No. | Usage a | <1> SVEC Schedule RS (Present) b | <2> SVEC Schedule RS (Proposed) c | Difference d c-b | Percent Difference e d/b |
|-------------|------------|--|---|------------------------|-----------------------------------|
| | | | | | |
| 1 | 0 | \$25.00 | \$29.70 | \$4.70 | 18.8% |
| 2 | 500 | \$72.30 | \$74.65 | \$2.35 | 3.3% |
| 3 | 750 | \$95.95 | \$97.13 | \$1.18 | 1.2% |
| 4 | 1,000 | \$119.60 | \$119.60 | \$0.00 | 0.0% |
| 5 | 1,250 | \$148.60 | \$150.35 | \$1.75 | 1.2% |
| 6 | 1,500 | \$177.60 | \$181.10 | \$3.50 | 2.0% |
| 7 | 2,000 | \$235.60 | \$242.60 | \$7.00 | 3.0% |
| 8 | 2,500 | \$293.60 | \$304.10 | \$10.50 | 3.6% |
| 9 | 3,000 | \$351.60 | \$365.60 | \$14.00 | 4.0% |

<1> SVEC Normalized WPCA Factor (\$0.01200)

<2> SVEC Proposed WPCA Factor (\$0.01200)

SUWANNEE VALLEY ELECTRIC COOPERATIVE, INC.

ELECTRIC DOCUMENTATION

VOLUME I

SUWANNEE VALLEY ELECTRIC COOPERATIVE, INC.

11340 100TH Street

PO Box 160

Live Oak, FL 32064

Phone (386) 362-2226

Issued by:

Michael McWaters
Executive V.P./CEO

Effective 04/01/2020

SUWANNEE VALLEY ELECTRIC COOPERATIVE, INC.

TABLE OF CONTENTS

| | Sheet Number |
|--|-----------------|
| Description of Territory Served..... | 3.0 |
| Miscellaneous..... | 4.0 |
| List of Communities Served..... | 5.0 |
| Rate Schedules: | |
| Residential Rate..... | 6.0 |
| Residential Service Prepaid Metering Rate..... | 6.1 |
| General Service Non-Demand..... | 8.0 |
| Time of Use..... | 8.1 |
| General Service – Demand..... | 9.0 |
| General Service – Large Demand..... | 9.1 |
| General Service – Large Demand Time of Use..... | 9.2 |
| General Service – Renewable Anaerobic Digestion..... | 9.3 |
| Wholesale Power Cost Adjustment..... | 10.0 |
| Outdoor Lighting Service..... | 10.1 |
| Renewable Generation Rider RG1..... | 10.3 |
| Renewable Generation Rider RG2..... | 10.4 |
| Interruptible Service..... | 11.0 |
| Interruptible Service Time-of-Use | 11.6 |
| Contract Agreements | 14.0 |
| Line Extension Policy | 15.0 |
| Liability Limits Policy | 16.0 |

SUWANNEE VALLEY ELECTRIC COOPERATIVE, INC.

SECURITY DEPOSIT

| | |
|---------------------|------------------------------|
| Residential-Owner | \$250.00 |
| Residential-Renter | \$500.00 |
| Realtor | \$200.00 |
| Barn/Pump | 2 times Average Monthly Bill |
| Residential Pre-Pay | \$25.00 |
| Commercial | 2 times Average Monthly Bill |

MISCELLANEOUS CHARGES

| | |
|---|------------------------------------|
| Membership Fee | \$ 5.00 |
| Administrative Fee for Service Connect <1>: | |
| After 7:00 am, but before 5:00 pm | \$35.00 |
| After 5:00 pm, but before 9:00 pm | \$135.00 |
| Reconnects Only: Weekdays between 5:00 pm and 9:00 pm | \$135.00 |
| Remote Reconnects Only: Weekdays between 5:00 pm | |
| Weekends or Holidays | \$135.00 |
| Same Day Connection for new account service <2> | \$135.00 |
| Returned Check Charge: | |
| Return check up to \$49.99 | \$25.00 |
| Return check \$50.00 to \$299.99 | \$30.00 |
| Return check over \$300.00 | \$40.00 |
| Late Payment Charge | 5% or \$5.00, whichever is greater |
| Meter Test Charge <3>: | |
| Single-Phase Meter | \$50.00 |
| Multi-Phase Meter | \$75.00 |
| Net Metering Application Fee: | |
| 10 kW or less | \$100.00 |
| Over 10 kW | \$10.00 per kW |
| Meter Tampering and Energy Theft | \$150.00 plus damages |
| Service Location Grounding | |
| Residential | \$175.00 |
| Commercial | \$60.00 per hour plus material |

<1> A fee as shown above shall be assessed for each new connection (on the next business day or thereafter), reconnection, transfer, disconnection for non-payment or outdoor lighting request (excluding routine outdoor lighting maintenance).

<2> A Same-day Connection Charge shall apply to all new account services requiring connection on the same day.

<3> A meter test will be made upon the request of a consumer to test the accuracy requiring the above deposits, the said deposits to be applied against the cost of the test. If the meter, upon testing is found to be more than the industry established standard permissible error of 2% fast, the Meter Test Charge shall be refunded to the consumer and the consumer's billing for the three months immediately preceding the test shall be adjusted accordingly.

Issued by:

Michael McWaters
Executive V.P./CEO

Effective 04/01/2020

SUWANNEE VALLEY ELECTRIC COOPERATIVE, INC.

RESIDENTIAL RATE

(R)

AVAILABILITY:

Available throughout the territory served by the Cooperative, subject to the rules and regulations of the Cooperative.

APPLICABILITY:

Applicable for domestic purposes in individually metered dwellings, duplexes, triplexes, or mobile homes, and including the separately metered non-commercial facilities of a residential customer (i.e., garages, water pumps, etc.). Also for use in commonly-owned facilities in condominiums and cooperative apartment buildings where 100% of the energy is used exclusively for the residential occupancy's benefit. Motors having rated capacity of ten horsepower (10 HP) or greater shall not be permitted under this schedule unless approved by the Cooperative. Service provided hereunder shall not be shared with or resold to others.

CHARACTER AND CONDITIONS OF SERVICE:

Single-phase or multi-phase, 60 Hertz, at the Cooperative's standard available voltage. Resale of service or standby service is not available hereunder.

MONTHLY RATE:

| | |
|------------------------------|---------------------|
| Customer Facilities Charges: | |
| First Meter | \$0.99 per day |
| Ancillary Meter | \$0.67 per day |
| Energy Charge: | |
| First 1,000 kWh | 10.19 cents per kWh |
| Over 1,000 kWh | 13.50 cents per kWh |

DETERMINATION OF ANCILLARY METER:

An Ancillary Meter shall be an additional meter assigned to the same location and Customer as the First Meter and used to serve an ancillary load to the main residence (e.g., well, shop, barn). In order to qualify as an Ancillary Meter, the service drop must be from the same transformer used to serve the First Meter's load and the transformer's size cannot exceed 25 kVa.

Issued by:

Michael McWaters
Executive V.P./CEO

Effective 04/01/2020

TERMS OF PAYMENT:

The above rates are net and all bills are due and payable when rendered. In the event the current monthly bill is not paid within 20 days from the date of the bill, the member's service will be subject to being discontinued five days after the 20th day.

TAX ADJUSTMENTS:

Amount computed at the above monthly rate, as adjusted by application of the monthly Wholesale Power Cost Adjustment, shall be subject to any applicable taxes, assessments, fees, and/or surcharges legally imposed by any governmental authority.

WHOLESALE POWER COST ADJUSTMENT:

See "Wholesale Power Cost Adjustment" on Sheet No. 10.0.

Issued by:

Michael McWaters
Executive V.P./CEO

Effective 04/01/2015

SUWANNEE VALLEY ELECTRIC COOPERATIVE, INC.

RATE SCHEDULE RESIDENTIAL SERVICE PREPAID METERING RATE (RS-PM)

AVAILABILITY:

Available throughout the territory served by the Suwannee Valley Electric Cooperative, Inc.

APPLICABILITY:

As an optional rate for establishments classed as residential. Customers, who voluntarily elect to be served under this tariff, must remain on this tariff for a minimum of 12 months.

LIMITATION:

Subject to all of the rules and regulations of this tariff, general rules and regulations of the utility. Standby or resales service not permitted.

Service under this Schedule is not permitted to Customers who designate a third party to receive notification of any pending termination notices. The Cooperative shall install, maintain and own all prepaid metering equipment.

DAILY RATE:

| | |
|-----------------------------|---------------------|
| Customer Facilities Charge: | |
| First Meter | \$1.39 per day |
| Ancillary Meter | \$1.13 per day |
| Energy Charge: | 10.19 cents per kWh |

DETERMINATION OF ANCILLARY METER:

An Ancillary Meter shall be an additional meter assigned to the same location and Customer as the First Meter and used to serve an ancillary load to the main residence (e.g., well, shop, barn). In order to qualify as an Ancillary Meter, the service drop must be from the same transformer used to serve the First Meter's load and the transformer's size cannot exceed 25 kVa.

TERMS OF PAYMENT:

Payment for service shall be made in advance ("Advance Purchases"). At such time as the value of the service consumed equals the value of Advanced Purchases, electric service is subject to immediate disconnection from the Cooperative by the prepaid metering system until additional purchases by Customer are made. Should the electric service be disconnected by the prepaid metering system due to Customer's electrical usage having consumed the entire value of the Advanced Purchases, the Customer Facilities Charge will continue to accumulate on Customer's account and will be deducted from the Customer's next additional purchase payment. Disconnection for reasons of non-payment does not release Customer from their obligation to pay the daily Customer Facilities Charge. Under the Prepaid Metering Schedule, if the outstanding account remains disconnected for seven (7) days, the Cooperative will consider the account closed.

In the event Customer has indebtedness with the Cooperative for service previously provided, the Cooperative may allow, at its sole option, for Customer to pay the indebtedness or portions of the indebtedness by deducting a portion or all of the indebtedness as a percentage of each prepaid service purchase made thereafter until the indebtedness is satisfied.

In the event Customer has an electric service deposit with the Cooperative at the time Customer elects to take service under this Schedule, an Advanced Purchase credit will be issued for any positive Balance. Balance is defined as the deposit plus applicable interest less the Residential Prepaid Metering Rate option deposit less all outstanding indebtedness.

Customer shall receive a receipt of payment at each prepaid service purchase excluding prepaid service purchases made through an automated telephone system.

TAX ADJUSTMENTS:

Amount computed at the above monthly rate, as adjusted by application of the monthly Wholesale Power Adjustment, shall be subject to any applicable taxes, assessments, fees, and/or surcharges legally imposed by any governmental authority.

WHOLESALE POWER ADJUSTMENT:

See "Wholesale Power Adjustment" beginning on page #10.0.

Issued by: Michael McWaters Effective 04/01/2020
Executive V.P./CEO

This Page intentionally left blank

SUWANNEE VALLEY ELECTRIC COOPERATIVE, INC.

GENERAL SERVICE – NON-DEMAND (GS)

AVAILABILITY:

Available throughout the area served by Cooperative, subject to the rules and regulations of the Cooperative.

APPLICABILITY:

Applicable for non-residential purposes where the demonstrated demand is less than 50 kW, or where the consumer's load does not meet the applicability criteria of Rate Schedule GSD.

CHARACTER AND CONDITIONS OF SERVICE:

Single-phase or multi-phase, 60 Hertz, at the Cooperative's standard available voltage. Resale of service or standby service is not available hereunder.

MONTHLY RATE:

| | |
|-----------------------------|---------------------|
| Customer Facilities Charge: | \$0.99 per day |
| Energy Charge: | 11.26 cents per kWh |

MONTHLY MINIMUM CHARGE:

- The greater of:
1. The sum of the Customer Facilities Charge times the number of days in the billing period plus \$1.00 per KVA of required transformer capacity which is in excess of 10 KVA.
 2. The minimum monthly charge specified in the contract for service between the member and the Cooperative, or
 3. The Customer Facilities Charge times the number of days in the billing period.

TERMS OF PAYMENT:

The above rates are net and all bills are due and payable when rendered. In the event the current monthly bill is not paid within 20 days from the date of the bill, the member's service will be subject to being discontinued five days after the 20th day.

TAX ADJUSTMENTS:

Amount computed at the above monthly rate, as adjusted by application of the monthly Wholesale Power Cost Adjustment, shall be subject to any applicable taxes, assessments, fees, and/or surcharges legally imposed by any governmental authority.

WHOLESALE POWER COST ADJUSTMENT:

See "Wholesale Power Cost Adjustment" on Sheet No. 10.0.

Issued by:

Michael McWaters
Executive V.P./CEO

Effective 04/01/2020

SUWANNEE VALLEY ELECTRIC COOPERATIVE, INC.

TIME-OF-USE (TOU)

AVAILABILITY:

Available throughout the area served by Cooperative, subject to the rules and regulations of the Cooperative.

APPLICABILITY:

As an optional rate, applicable for non-residential purposes with demands less than or equal to 100 kW for at least 9 months within the preceding 12 months. Customers, who voluntarily elect to be served under this tariff, must remain on this tariff for a minimum of 12 months.

CHARACTER AND CONDITIONS OF SERVICE:

Single-phase or multi-phase, 60 Hertz, at the Cooperative's standard available voltage. Resale of service or standby service is not available hereunder.

MONTHLY RATE:

| | |
|-----------------------------|---------------------|
| Customer Facilities Charge: | \$0.99 per day |
| On-Peak Energy Charge: | 15.00 cents per kWh |
| Off-Peak Energy Charge: | 9.35 cents per kWh |

MONTHLY MINIMUM CHARGE:

The greater of:

1. The sum of the Customer Facilities Charge times the number of days in the billing period plus \$1.00 per KVA of required transformer capacity which is in excess of 10 KVA.
2. The minimum monthly charge specified in the contract for service between the member and the Cooperative, or,
3. the Customer Facilities Charge times the number of days in the billing period.

DETERMINATION OF ON-PEAK AND OFF-PEAK ENERGY:

All energy consumed during On-Peak Hours shall be deemed On-Peak Energy. All energy consumed in hours not designated as On-Peak shall be deemed Off-Peak energy. During the months of April through October, On-Peak Hours are designated as weekdays between the hours of 12pm to 9pm EPT. During the months of November through March, On-Peak Hours are designated as weekdays between the hours of 6am to 10am EPT and 6pm to 10pm EPT.

Notwithstanding above, all hours during the following holidays shall be deemed Off-Peak; New Years Day, Memorial Day, Independence Day, Labor Day, Thanksgiving Day, and Christmas Day. In the event a holiday occurs on a Saturday or Sunday, the adjacent weekday shall be deemed Off-Peak.

TERMS OF PAYMENT:

The above rates are net and all bills are due and payable when rendered. In the event the current monthly bill is not paid within 20 days from the date of the bill, the member's service will be subject to being discontinued five days after the 20th day.

Issued by:

Michael McWaters
Executive V.P./CEO

Effective 04/01/2020

TAX ADJUSTMENTS:

Amount computed at the above monthly rate, as adjusted by application of the monthly Wholesale Power Cost Adjustment, shall be subject to any applicable taxes, assessments, fees, and/or surcharges legally imposed by any governmental authority.

WHOLESALE POWER COST ADJUSTMENT:

See "Wholesale Power Cost Adjustment" on Sheet No. 10.0.

Issued by:

Michael McWaters
Executive V.P./CEO

Effective 04/01/2015

SUWANNEE VALLEY ELECTRIC COOPERATIVE, INC.

GENERAL SERVICE - DEMAND (GSD)

AVAILABILITY:

Available throughout the area served by Cooperative, subject to the rules and regulations of the Cooperative.

APPLICABILITY:

Applicable for non-residential purposes where the demonstrated demand is greater than or equal to 50 kW, but less than 500 kW for at least 6 months within the preceding 12 months.

CHARACTER AND CONDITIONS OF SERVICE:

Single-phase or multi-phase, 60 Hertz, at the Cooperative's standard available voltage. Resale of service or standby service is not available hereunder.

MONTHLY RATE:

| | |
|-----------------------------|--------------------|
| Customer Facilities Charge: | \$1.67 per day |
| Demand Charge: | \$6.16 per kW |
| Energy Charge: | 9.20 cents per kWh |

BILLING DEMAND:

The monthly billing demand shall be the maximum kW demand established by the consumer for any 15 minute interval during the period for which the bill is rendered, as indicated or recorded by a demand meter.

MONTHLY MINIMUM CHARGE:

The greater of:

1. The Customer Facilities Charge times the number of days in the billing period plus \$1.00 per KVA of transformer capacity, or
2. The minimum monthly charge specified in the contract for service between the member and the Cooperative.

TERMS OF PAYMENT:

The above rates are net and all bills are due and payable when rendered. In the event the current monthly bill is not paid within 20 days from the date of the bill, the member's service will be subject to being discontinued five days after the 20th day.

TAX ADJUSTMENTS:

Amount computed at the above monthly rate, as adjusted by application of the monthly Wholesale Power Cost Adjustment, shall be subject to any applicable taxes, assessments, fees, and/or surcharges legally imposed by any governmental authority.

WHOLESALE POWER COST ADJUSTMENT:

See "Wholesale Power Cost Adjustment" on Sheet No. 10.0.

Issued by: Michael McWaters Effective 04/01/2020
Executive V.P./CEO

SUWANNEE VALLEY ELECTRIC COOPERATIVE, INC.

GENERAL SERVICE - LARGE DEMAND (GSLD)

AVAILABILITY:

Available throughout the area served by Cooperative, subject to the rules and regulations of the Cooperative.

APPLICABILITY:

Applicable for non-residential purposes where the demonstrated demand is greater than or equal to 500 kW for at least 6 months within the preceding 12 months.

CHARACTER AND CONDITIONS OF SERVICE:

Multi-phase, 60 Hertz, at the Cooperative's standard available voltage. Resale of service or standby service is not available hereunder.

MONTHLY RATE:

| | |
|-----------------------------|--------------------|
| Customer Facilities Charge: | \$8.33 per day |
| Demand Charge: | \$8.40 per kW |
| Energy Charge: | 8.40 cents per kWh |

BILLING DEMAND:

The monthly billing demand shall be the maximum kW demand established by the consumer for any 15 minute interval during the period for which the bill is rendered, as indicated or recorded by a demand meter.

ADJUSTMENT FOR LOSSES:

The demand (kW) and energy (kWh) metered by the Cooperative shall be adjusted to compensate for the estimated line and transformation losses back to the wholesale point of delivery.

MONTHLY MINIMUM CHARGE:

- The greater of:
1. The Customer Facilities Charge times the number of days in the billing period plus \$1.00 per KVA of transformer capacity, or
 2. the Customer Facilities Charge times the number of days in the billing period plus 500 kW times the Demand Charge plus the Energy Charge.

TERMS OF PAYMENT:

The above rates are net and all bills are due and payable when rendered. In the event the current monthly bill is not paid within 20 days from the date of the bill, the member's service will be subject to being discontinued five days after the 20th day.

TAX ADJUSTMENTS:

Amount computed at the above monthly rate, as adjusted by application of the monthly Wholesale Power Cost Adjustment, shall be subject to any applicable taxes, assessments, fees, and/or surcharges legally imposed by any governmental authority.

WHOLESALE POWER COST ADJUSTMENT:

See "Wholesale Power Cost Adjustment" on Sheet No. 10.0.

Issued by:

Michael McWaters
Executive V.P./CEO

Effective 04/01/2020

SUWANNEE VALLEY ELECTRIC COOPERATIVE, INC.

GENERAL SERVICE – LARGE DEMAND TIME OF USE (LDLM)

AVAILABILITY:

Available throughout the area served by Cooperative, subject to the rules and regulations of the Cooperative.

APPLICABILITY:

Applicable for non-residential purposes where the demonstrated demand is greater than or equal to 5,000 kW for at least 6 months within the preceding 12 months.

CHARACTER AND CONDITIONS OF SERVICE:

Multi-phase, 60 Hertz, at the Cooperative's standard available voltage. Resale of service or standby service is not available hereunder.

LIMITATION:

1. The delivery point shall be the point of attachment of Cooperative's facilities to consumer's facilities unless otherwise specified in the contract for service. All wiring, pole lines, and other electric equipment (except metering equipment) on the load side of the delivery point shall be owned and maintained by the consumer.
2. Does not guarantee the accuracy or reliability, nor assume liability, for the On Peak Demand Management Signal.
3. Subject to the execution of a written contract for electric service between the Cooperative and the consumer, if applicable.

MONTHLY RATE:

| | |
|---|-------------------|
| Customer Facility Charge: | \$ 13.67 per day |
| Consumer Peak Demand Charge: (12 months) | \$ 2.00 per kW |
| On-Peak Demand Charge (8 months: Jun-Sept & Dec-Mar) | \$ 12.50 per kW |
| Energy Charge: | \$ 0.0740 per kWh |

MINIMUM CHARGE:

The minimum specified in a contract for service.

CONSUMER PEAK DEMAND:

Shall be the maximum kilowatt load used by the consumer for any period of fifteen (15) consecutive minutes as indicated or recorded by the Cooperative's demand meter during the month for which the bill is rendered. In no case shall the Consumer Peak Demand be less than 5,000 kW in a month.

ISSUED BY: Michael McWaters EFFECTIVE 04/01/2020
Executive V.P./CEO

ON-PEAK DEMAND:

Shall be the maximum kilowatt load used by the consumer for any sixty (60) consecutive minutes during the On-Peak Demand Period defined herein, as indicated or recorded by the Cooperative's demand meter during the month for which the bill is rendered.

ON-PEAK DEMAND PERIOD:

The stated On-Peak Demand Period represent the hour of occurrence for the Cooperative's monthly billed system peak demand.

ON-PEAK DEMAND MANAGEMENT SIGNAL:

Notification of possible On-Peak Demand Period occurrence. Cooperative, at the consumer's request, will provide terminal equipment to transmit and convey possible On-Peak Demand Period occurrence to Consumer. The consumer shall provide a telephone line solely dedicated for the communication of On-Peak Demand Management Signal from the consumer to the Cooperative.

ADJUSTMENT FOR LOSSES:

The demand (kW) and energy (kWh) metered by the Cooperative shall be adjusted to compensate for the estimated line and transformation losses back to the wholesale point of delivery.

ESTIMATED BILLING:

To the extent that any of the information required to determine the consumer's monthly bill is not available at the time of billing, bills will be rendered using estimates of said information, with such estimates being based upon actual and all known pertinent facts. Differences between billings based on actual and estimated billing information shall be subsequently trued up.

TERMS OF PAYMENT:

The above rates are net and all bills are due and payable when rendered. In the event the current monthly bill is not paid within 20 days from the date of the bill, the member's service will be subject to being discontinued five days after the 20th day.

TAX ADJUSTMENTS:

Amount computed at the above monthly rate, as adjusted by application of the monthly Wholesale Power Cost Adjustment, shall be subject to any applicable taxes, assessments, fees, and/or surcharges legally imposed by any governmental authority.

WHOLESALE POWER COST ADJUSTMENT:

See Wholesale Power Cost Adjustment on Sheet No. 10.0.

MISCELLANEOUS:

When the Consumer increases its electrical load, which requires the Cooperative to add additional facilities installed for the specific use of the Consumer, a new Term of Service may be required under this rate, at the option of the Cooperative.

Consumers must own and operate on-site generating equipment for the purpose of curtailing load during the On-Peak Period and must also provide at their own expense, switchgear and other protective equipment as required and approved by the Cooperative to isolate the consumer's generated power from the Cooperative's system.

ISSUED BY: Michael McWaters EFFECTIVE 04/01/2015
Executive V.P./CEO

SUWANNEE VALLEY ELECTRIC COOPERATIVE, INC.
GENERAL SERVICE-RENEWABLE ANAEROBIC DIGESTION
LARGE DEMAND OF 500 KW OR MORE
(GSRAD)

AVAILABILITY:

Available throughout the area served by Cooperative, subject to the rules and regulations of the Cooperative.

APPLICABILITY:

Applicable for non-residential purposes where the customer generates energy from biogas produced by anaerobic digestion of agricultural waste. Customers taking service under this rate schedule shall be allowed to totalize their meters and be billed as if served through a single meter. All meters totalized under this tariff must be located on contiguous properties. A customer's net metered demand (max kW less generator kW) must be greater than or equal to 500 KW for at least 3 months within the preceding 12 billing month.

CHARACTER AND CONDITIONS OF SERVICE:

Single-phase or multi-phase, 60 Hertz, at the Cooperative's standard available voltage. Resale of service or standby service is not available hereunder.

RATE:

Customer Facilities Charge:

| | | | |
|----------------|---|---------|-----------|
| Monthly Charge | @ | \$3,500 | per month |
| Meter Charge | @ | \$20.00 | per meter |

Demand Charge:

| | | | |
|------------------|---|---------|--------|
| Power Production | @ | \$10.75 | per KW |
| Distribution | @ | \$6.50 | per kW |

Energy Charge:

| | | | |
|--------------------------------|---|----------|-----------|
| Billing Energy | @ | \$0.0810 | per kWh |
| Excess Renewable Energy Credit | @ | | see below |

DETERMINATION OF POWER PRODUCTION BILLING DEMAND:

For the months of January, February, March, June, July, August, September and December, the monthly Power Production Billing Demand shall be the hourly integrated demand occurring during the month, which is coincident with Seminole Electric Cooperative Inc.'s (SECI) billing hour used to determine the Cooperative's billing demand. The customer's metered load shall be netted against the generator's output during the specified hour to determine the Power Production Billing Demand. This net demand could be positive or negative.

For the months of April, May, October and November, the Power Production Billing Demand shall be zero.

DETERMINATION OF DISTRIBUTION BILLING DEMAND:

The monthly Distribution Billing Demand shall be the sum of the highest measured 15 minute interval KW demand for each metered account during the month. The Distribution Billing Demand shall be based on the customer's metered load and shall **NOT** be netted against the generator's output.

Issued by: Michael McWaters Effective 04/01/2015
Executive V.P./CEO

DETERMINATION OF BILLING ENERGY:

The monthly Billing Energy shall be the measured kWh from the totalized loads less the energy produced by the generator. In no case shall the Billing Energy be less than zero.

DETERMINATION OF EXCESS RENEWABLE ENERGY:

The monthly Excess Renewable Energy shall be the energy produced by the generator less the measured kWh consumed by the totalized loads. In no case shall the Excess Renewable Energy be less than zero.

DETERMINATION OF EXCESS RENEWABLE ENERGY CREDIT:

The monthly Excess Renewable Energy Credit shall be the product of:

1. Excess Renewable Energy (as defined above), and
2. the sum of SECI's non-time of use fuel charge and non-fuel energy charge for the month.

MONTHLY MINIMUM CHARGE:

- The greater of:
1. The amount computed at the above monthly rate or,
 2. If there is a contract for service between the member and the Cooperative, then the minimum monthly charge specified in the contract.

TERMS OF PAYMENT:

The above rates are net and all bills are due and payable when rendered. In the event the current monthly bill is not paid within 20 days from the date of the bill, the member's service will be subject to being discontinued five days after the 20th day.

TAX ADJUSTMENTS:

Amount computed at the above monthly rate, as adjusted by application of the monthly Wholesale Power Cost Adjustment, shall be subject to any applicable taxes, assessments, fees, and/or surcharges legally imposed by any governmental authority. Any credits computed at the above monthly rate shall not be subject to taxes, assessments, fees, and/or surcharges legally imposed by any governmental authority.

WHOLESALE POWER COST ADJUSTMENT:

See "Wholesale Power Cost Adjustment" on Sheet No. 10.0.

SUWANNEE VALLEY ELECTRIC COOPERATIVE, INC.

OUTDOOR LIGHTING SERVICE (OL)

APPLICABILITY:

Applicable to consumers, for dusk to dawn outdoor lighting in close proximity to existing overhead secondary circuits.

RATE PER LIGHT PER MONTH:

Light mounted on existing pole with bracket attachment and connected to existing overhead secondary circuit.

| Description | Effective Lumens* | Daily Energy Charge | | Daily Fixture Charge |
|-------------|---------------------|---------------------|---|----------------------|
| Small | Less than 7,000 | \$0.041 | + | \$0.249 |
| Medium | 7,000 – 14,000 | \$0.063 | + | \$0.370 |
| Large | Greater than 14,000 | \$0.102 | + | \$0.498 |

* Effective Lumen output takes into consideration electrical and real world losses (ex. thermal, optical, and assembly), so it is a better representation of the useful visible light that is actually produced

CONDITIONS OF SERVICE:

1. The Cooperative is not responsible for adequacy of lighting. The customer is responsible for all aspects of the design of the lighting plan. The Cooperative has not conducted any study regarding the application of particular lighting equipment for customer's lighting needs and the Cooperative assumes no responsibility for the adequacy or appropriateness of the lighting equipment. Furthermore, the Cooperative makes no warranties as to the adequacy, sufficiency or appropriateness of the lighting equipment for purposes of safety, security or other illumination. It is the customer's responsibility to select the size, style and location of the lighting equipment and to monitor whether the lighting equipment that they have requested from the Cooperative is adequate for their particular needs. It also is the customer's responsibility to request that the Cooperative change any aspect of the outdoor lighting equipment if the equipment is not adequate for the customer's needs. The customer must pay any appropriate charges and fees for any requested changes.
2. The Cooperative shall furnish, install, operate and maintain the outdoor lighting equipment including lamp, luminaire, bracket attachment and control device on an existing pole of the Cooperative, electrically connected so as not to be metered. For poles installed prior to 2004 for the sole purpose of supplying and/or mounting outdoor lighting equipment, an additional charge of \$0.067 per pole per day shall be required.
3. The customer is required to notify the Cooperative if the light malfunctions. It shall be the customer's responsibility to notify the Cooperative in the event of a failure of the lighting equipment. The Cooperative assumes no responsibility to inspect the outdoor lighting equipment to determine whether it is properly functioning until after such time that the Cooperative has been notified that the lighting equipment has malfunctioned.
4. The outdoor lighting equipment shall remain the property of the Cooperative. The consumer shall protect the outdoor lighting equipment from deliberate damage.
5. The consumer shall allow authorized representatives of Cooperative to enter upon the consumer's premises to trim trees and shrubs as necessary, and for maintenance of the outdoor lighting equipment.

WHOLESALE POWER COST ADJUSTMENT:

See "Wholesale Power Cost Adjustment" on Sheet No. 10.0.

Issued by: Michael McWaters Effective 04/01/2020
Executive V.P./CEO

SUWANNEE VALLEY ELECTRIC COOPERATIVE, Inc.

WHOLESALE POWER COST ADJUSTMENT (WPCA)

APPLICABILITY:

To be added to monthly rate of each filed rate schedule in which reference is made to this schedule.

CALCULATION:

All energy charges shall be increased or decreased by 1/10th mill (\$.0001) per kilowatt hour for each 1/10 mill or major fraction thereof, by which the average wholesale power cost per kilowatt hour sold for the preceding month exceeds or is less than 85.0 mills (\$.0850).

The level of this adjustment for billing purposes may be established at the option of management from historical and/or projected trends. Any over or under collection of the Wholesale Power Cost Adjustment for a fiscal year shall be returned or recovered in the subsequent fiscal years wholesale power cost adjustments.

Issued by:

Michael McWaters
Executive V.P./CEO

Effective 04/01/2015

This Page intentionally left blank

Issued by:

John Martz
Executive V.P./CEO

Effective 04/01/2010

SUWANNEE VALLEY ELECTRIC COOPERATIVE, INC.

RENEWABLE GENERATOR RIDER RIDER RG1

AVAILABILITY

Available throughout the area served by Cooperative, subject to the rules and regulations of the Cooperative.

APPLICABILITY

Applicable, as a credit, to customers who produce renewable energy, as defined by Florida statutes, behind their meter and who are served by the Cooperative under one of its standard tariffs. Customer taking service under this rider must enter into an "Interconnection Agreement for Customer-Owned Generation Systems" with the Cooperative. As of April 1, 2020, this Rider shall no longer be available for new renewable generation.

RATE

Monthly Energy Credit @ see below

DETERMINATION OF MONTHLY ENERGY CREDIT

All renewable energy produced during a billing cycle shall be used to reduce the customer's energy consumption for calculating the customer's monthly bill. Should the customer generate and deliver renewable energy to the electric grid during a billing cycle in excess of customer's energy consumption, the Cooperative shall credit the customer's account by an amount equal to the product of:

1. the Excess Renewable Energy during the month and
2. the base cost of power shown in Schedule WPCA plus the applicable WPCA factor for the month.

CHANGES TO SEMINOLE ELECTRIC COOPERATIVES RATES

From time-to-time, Seminole Electric Cooperative will modify their rate charges and/or structure. Should there be any change in the rate under which the Cooperative purchases wholesale electric service that materially impacts the economics of this program to the Cooperative, the Cooperative shall modify the charges and provisions stated herein.

SUWANNEE VALLEY ELECTRIC COOPERATIVE, INC.

RENEWABLE GENERATOR RIDER RIDER RG2

AVAILABILITY

Available throughout the area served by Cooperative, subject to the rules and regulations of the Cooperative.

APPLICABILITY

Applicable, as a credit, to customers who produce renewable energy, as defined by Florida statutes, behind their meter and who are served by the Cooperative under one of its standard tariffs. Customer taking service under this rider must enter into an "Interconnection Agreement for Customer-Owned Generation Systems" with the Cooperative.

RATE

Monthly Energy Credit @ see below

DETERMINATION OF MONTHLY ENERGY CREDIT

All renewable energy generated and delivered to the electric grid during a billing cycle shall be credited by an amount equal to the product of:

1. the energy that is generated and delivered to the electric grid and
2. the base cost of power shown in Schedule WPCA plus the applicable WPCA factor for the month.

CHANGES TO SEMINOLE ELECTRIC COOPERATIVES RATES

From time-to-time, Seminole Electric Cooperative will modify their rate charges and/or structure. Should there be any change in the rate under which the Cooperative purchases wholesale electric service that materially impacts the economics of this program to the Cooperative, the Cooperative shall modify the charges and provisions stated herein.

SUWANNEE VALLEY ELECTRIC COOPERATIVE, INC.

INTERRUPTIBLE SERVICE (INT)

AVAILABILITY:

Available throughout the area served by Cooperative, subject to the rules and regulations of the Cooperative.

APPLICABILITY:

At the consumer's option, where the consumer's average billing demand is 500 kW or more, where service may be interrupted by the Cooperative, or its designee, and for which the Cooperative has been able to acquire wholesale interruptible service from Seminole Electric Cooperative, Inc. ("Seminole") under its Rate Schedule INT-2.

CHARACTER AND CONDITIONS OF SERVICE:

Multi-phase, 60 Hertz, at the Cooperative's standard available voltage. Resale of service or standby service is not available hereunder.

LIMITATION:

1. The delivery point shall be the point of attachment of Cooperative's facilities to consumer's facilities unless otherwise specified in the contract for service. All wiring, pole lines, and other electric equipment (except metering equipment) on the load side of the delivery point shall be owned and maintained by the consumer.
2. Subject to the execution of a written contract for electric service between the Cooperative and the consumer, if applicable.

MONTHLY RATE:

| | | |
|-------------------------------|-------------|--------------------------|
| Consumer Charge: | | |
| Secondary Metering Voltage | \$ 308.00 | per month |
| Primary Metering Voltage | \$ 457.00 | per month |
| Transmission Metering Voltage | \$ 1,092.00 | per month |
| Demand Charge | \$ 11.47 | per kW of Billing Demand |
| Interruptible Demand Credit | \$ 11.70 | per kW of LFA Demand |
| Energy Charge: | \$ 0.0680 | per kWh |

MINIMUM CHARGE:

The minimum specified in a contract for service.

ENERGY COST ADJUSTMENT:

The Energy Charge contained in the above Rate provision is subject to increase or decrease each month by an amount per kilowatt-hour determined as follows:

$$ECA = \{(D \div K) - 0.0567\} \div 0.96$$

Where:

ECA = Energy Cost Adjustment charge per kWh

D = The total energy-related charges billed to the Cooperative by Seminole for service hereunder during the month for which the bill is rendered, excluding the charges billed under Special Provision 9.

K = The total kilowatt-hours billed to the Cooperative by Seminole for service hereunder during the month for which the bill is rendered, excluding the kilowatt-hours billed under Special Provision 9.

DETERMINATION OF FACILITIES INVESTMENT:

A charge based on the total dollar investment in electric plant facilities installed by the Cooperative (including any net replacements or additions that may be made from time to time) specifically for providing service herein times a negotiated carrying cost factor.

DETERMINATION OF BILLING DEMAND:

The Billing Demand shall be the maximum 30-minute demand established by the consumer during the month for which the bill is rendered, but not less than 500 kW.

DETERMINATION OF LOAD FACTOR ADJUSTED DEMAND ("LFA DEMAND"):

The Load Factor Adjusted Demand ("LFA Demand") shall be the product of the consumers Billing Demand and the consumers Billing Load Factor. Billing Load Factor is defined as the ratio of; a) kWh and b) Billing Demand times the number of hours in the billing period.

DELIVERY VOLTAGE CREDIT:

When the consumer takes service under this rate at a delivery voltage above standard distribution secondary voltage, the Demand Charge in the above Rate provision shall be subject to the following credit:

| | |
|--|----------------------------------|
| For Distribution Primary Delivery voltage: | \$ 1.19 per kW of Billing Demand |
| For Transmission Delivery Voltage: | \$ 5.95 per kW of Billing Demand |

METERING VOLTAGE

The Metering voltage stated in the above Rate provision shall be the voltage at which Seminole meters the Consumer's load for service rendered hereunder.

METERING VOLTAGE ADJUSTMENT:

Metering voltage will be at the option of the Cooperative or its designee. When the Cooperative or its designee meters at a voltage above distribution secondary, the appropriate following reduction factor shall apply to the Demand Charge, Interruptible Demand Credit, and Delivery Voltage Credit hereunder:

| <u>Metering Voltage</u> | <u>Reduction Factor</u> |
|-------------------------|-------------------------|
| Distribution Primary | 1.0% |
| Transmission | 2.0% |

WHOLESALE COST RECOVERY ADJUSTMENT:

Existing consumers of the Cooperative that switch to service provided herein may be subject to a Wholesale Cost Recovery Adjustment, at the discretion of the Cooperative. The purpose of the Wholesale cost recovery Adjustment is to reimburse the Cooperative for any legacy costs associated with serving consumer under the standard Seminole tariff.

ADJUSTMENT FOR LOSSES:

The demand (kW) and energy (kWh) metered by the Cooperative shall be adjusted to compensate for the estimated line and transformation losses back to the wholesale point of delivery.

ESTIMATED BILLING:

To the extent that any of the information required to determine the consumer's monthly bill is not available at the time of billing, bills will be rendered using estimates of said information, with such estimates being based upon actual and all known pertinent facts. Differences between billings based on actual and estimated billing information shall be subsequently trued up.

TAX ADJUSTMENTS:

Amount computed at the above monthly rate shall be subject to any applicable taxes, assessments, fees, and/or surcharges legally imposed by any governmental authority.

TERMS OF PAYMENT:

The above rates are net and all bills are due and payable when rendered. In the event the current monthly bill is not paid within 20 days from the date of the bill, the member's service will be subject to being discontinued five days after the 20th day.

METER AND CONTROL EQUIPMENT:

The Cooperative, or its designee, shall provide the consumer with the necessary metering equipment for measuring interruptible service, as well as equipment required for control of interruptions. Metering equipment shall include time interval demand recording and shall be equipped for remote meter reading over dial-up telephone service from Seminole. The responsibility for the installation and maintenance of metering and control equipment owned by the Cooperative or its designee shall be set forth in the Service Agreement. The Cooperative shall read meters monthly, or cause meters to be read monthly. The Cooperative, or its designee, shall test and calibrate meters, or shall cause such meters to be tested and calibrated, by comparison with accurate standards at intervals of twelve (12) months. The Cooperative or its designee shall also make or cause to be made special meter tests at any time at the consumer's request. The costs of all tests shall be borne by the Cooperative provided, however, that if any special meter test made at the consumer's request shall disclose that the meters are recording accurately. The consumer shall reimburse the Cooperative for the cost of such test. Meters registering not more than two percent (2%) above or below normal shall be deemed to be accurate. The readings of any meter which shall have been disclosed by test to be inaccurate shall be corrected for the thirty (30) days previous to such test in accordance with the percentage of inaccuracy found by such test. If any meter shall fail to register for any period, the Cooperative and the consumer shall agree as to the amount of power and energy furnished during such period and the Cooperative shall render a bill therefore.

MISCELLANEOUS:

In addition to all other rates and charges stated herein, the consumer shall reimburse the Cooperative for all charges billed to the Cooperative by Seminole any other costs specifically pertaining to service rendered under this rate schedule.

SPECIAL PROVISIONS:

1. Interruptible service under this rate schedule is not subject to interruption during any time period for economic reasons. Interruptible service hereunder is subject to interruption as provided in Special Provision No. 2 and No. 3 of this rate schedule and during any time period that electric power and energy delivered hereunder from Seminole's available generating and firm purchased capacity resources are inadequate to a) maintain service to Seminole's firm power consumers and firm power sales commitments or b) supply emergency interchange service to another utility to meet its firm load obligations. Seminole will not make new off-system purchases during such periods to maintain service to interruptible loads served hereunder, except under the conditions set forth in Special Provision No.9 of this rate schedule. If such off-system power and energy can be purchased, the terms of Special Provision No. 9 will apply and a period of required interruption will not be deemed to exist while such power and energy remain available.

ISSUED BY:

Michael McWaters
Executive V.P./CEO

EFFECTIVE

04/01/2015

Special Provisions (Continued):

2. The consumer agrees to allow the Cooperative, or its designee, to interrupt the consumer's power requirements during each period of required interruption upon notice by the Cooperative, or its designee. Such periods of required interruption will normally occur during periods of capacity shortages on the Cooperative's wholesale power supplier's system; however, other operating contingencies may result in such requests at other times. The Cooperative, or its designee, will endeavor to provide the consumer thirty (30) minutes advance notice of an anticipated need for interruption. However, interruption may occur without notice if operating contingency requires interruption. The Cooperative, or its designee, shall have the right to require one additional interruption each calendar year irrespective of capacity availability or operating conditions. The Cooperative, or its designee, shall give the consumer notice of such test.
3. Service under this schedule shall commence following the date the required equipment (e.g., metering, remote terminal units, and control equipment) is installed. Before commencement of service, the Cooperative, or its designee, shall exercise an interruption for purposes of testing the consumer's ability to interrupt his load within thirty (30) minutes of such notification, or for testing the Cooperative's, or its designee's, equipment.
4. If the consumer interferes with the required equipment installed by the Cooperative, or its designee, as referenced in the Meter and Control Equipment provision herein such that the consumer's load is not interrupted upon request during the billing period, the consumer will be billed additional charges for all billing periods from the most recent prior period of required interruption through the current billing period, not to exceed a total of 12 billing periods. The amount of such additional charges shall be equal to the charges billed to the Cooperative by Seminole as a result of the consumer's failure to interrupt service as required herein.
5. If the consumer increases his power requirements in any manner that requires the Cooperative or Seminole to install additional facilities for the specific use of the consumer, a new Term of Service may be required at the Cooperative's option.
6. The Cooperative will furnish service under this rate schedule at a single voltage. Any equipment to supply additional voltages or any additional facilities for the use of the consumer shall be furnished and maintained by consumer. At its option, the Cooperative may furnish, install and maintain such additional equipment upon request of the consumer, in which even the installed cost of such additional equipment will be included in the facilities Investment defined herein.
7. Service under this rate schedule shall be for a minimum initial term of five years from the commencement of service, and shall continue thereafter until terminated by either party by written notice sixty days prior to termination. Consumers taking service under this interruptible rate schedule who desire to transfer to a firm rate schedule will be required to give the Cooperative written notice at least thirty-six (36) months prior to such transfer. Such notice shall be irrevocable unless the Cooperative and the consumer mutually agree to void the revocation.

ISSUED BY:

Michael McWaters
 Executive V.P./CEO

EFFECTIVE

04/01/2015

Special Provisions (Continued):

8. Service under this rate schedule is not available if all or a part of the consumer's load is designated by the appropriate government agency for use at a public shelter during periods of emergency or natural disaster.
9. To minimize the frequency and duration of interruptions required under this rate schedule, Seminole will attempt to purchase additional power and energy, if available, from sources outside its system during periods for which interruption would otherwise be required. The Cooperative or its designee will also attempt to notify any consumer, desirous of such notice, in advance when such purchases are imminent or as soon as practical thereafter where advance notice is not feasible. Similar notification will be provided upon termination of such purchases. Any energy associated with interruptible loads used during these periods will be subject to the additional charges set forth in the second paragraph of this provision. Consumers may avoid these higher charges by interrupting their usage during such periods pursuant to the third paragraph of this Special Provision No. 9. In the event a consumer elects not to interrupt during such periods described above, the consumer will be required to pay an additional charge, in lieu of the otherwise applicable energy charges provided hereunder, based on the consumer's proportionate share of the higher cost of such purchased power, plus 4.0 mills per kWh, for all consumption during such period. The cost of such purchased energy shall be based on the incremental energy cost incurred by Seminole for the hour in which purchases are made to avoid interruption. If, for any reason during such period, the consumer is notified that the energy purchased from outside sources is no longer available, the terms of this Special Provision will cease to apply and interruption will be required for the remainder of such period.
10. Any consumer who establishes a billing demand of less than 500 kW in any of the 12 billing periods preceding May 1, 2002, shall be advised by the Cooperative that the minimum billing demand of 500 kW would not apply in the event the consumer exercises Special Provision No. 7 of this rate.

ISSUED BY:

Michael McWaters
Executive V.P./CEO

EFFECTIVE

04/01/2015

SUWANNEE VALLEY ELECTRIC COOPERATIVE, INC.

INTERRUPTIBLE SERVICE TIME-OF-USE (INT-TOU)

AVAILABILITY:

Available throughout the area served by Cooperative, subject to the rules and regulations of the Cooperative.

APPLICABILITY:

At the consumer's option, where the consumer's average billing demand is 500 kW or more, where service may be interrupted by the Cooperative, or its designee, and for which the Cooperative has been able to acquire wholesale interruptible service from Seminole Electric Cooperative, Inc. ("Seminole") under its Rate Schedule INT-2.

CHARACTER AND CONDITIONS OF SERVICE:

Multi-phase, 60 Hertz, at the Cooperative's standard available voltage. Resale of service or standby service is not available hereunder.

LIMITATION:

1. The delivery point shall be the point of attachment of Cooperative's facilities to consumer's facilities unless otherwise specified in the contract for service. All wiring, pole lines, and other electric equipment (except metering equipment) on the load side of the delivery point shall be owned and maintained by the consumer.
2. Subject to the execution of a written contract for electric service between the Cooperative and the consumer, if applicable.

MONTHLY RATE:

Consumer Charge:

| | | |
|-------------------------------|-------------|-----------|
| Secondary Metering Voltage | \$ 308.00 | per month |
| Primary Metering Voltage | \$ 457.00 | per month |
| Transmission Metering Voltage | \$ 1,092.00 | per month |

Demand Charge:

| | | |
|-----------------------------|----------|--------------------------|
| Base Demand | \$ 4.36 | per kW of Base Demand |
| On-Peak Demand | \$ 7.37 | per kW of On-Peak Demand |
| Interruptible Demand Credit | \$ 11.70 | per kW of LFA Demand |

Monthly Rate (Continued):

Energy Charge:

| | | |
|----------|------------|---------|
| On-Peak | \$ 0.08775 | per kWh |
| Off-Peak | \$ 0.05876 | per kWh |

DEFINITION OF ON-PEAK AND OFF-PEAK PERIODS:

The designated On-Peak Periods expressed in terms of prevailing clock time shall be as follows:

(1) For the calendar months of November through March:

Monday through Friday*: 6:00 a.m. to 10:00 a.m., and 6:00 p.m. to 10:00 p.m.

(2) For the calendar months of April through October:

Monday through Friday*: 12:00 Noon to 9:00 p.m.

* The following general holidays shall be excluded from the On-Peak Periods: New Year's Day, Memorial Day, Independence Day, Labor Day, Thanksgiving Day, and Christmas. In the event the holiday occurs on a Saturday or Sunday, the adjacent weekday shall be excluded from the On-Peak Periods. The designated Off-Peak Periods shall be all periods other than the designated On-Peak Periods set forth above.

MINIMUM CHARGE:

The minimum specified in a contract for service.

ENERGY COST ADJUSTMENTS:

The On-Peak Energy Charge contained in the above Rate provision is subject to increase or decrease each month by an amount per kilowatt-hour determined as follows:

$$\text{On-Peak ECA} = \{(D \div K) - 0.0764\} \div 0.96$$

Where:

On-Peak ECA = Energy Cost Adjustment charge per On-Peak kWh

D = The total On-Peak energy-related charges billed to the Cooperative by Seminole for service hereunder during the month for which the bill is rendered, excluding the charges billed under Special Provision 9.

K = The total-On-Peak kilowatt-hours billed to the Cooperative by Seminole for service hereunder during the month for which the bill is rendered, excluding kilowatt-hours billed under Special Provision 9.

ISSUED BY:

Michael McWaters
Executive V.P./CEO

EFFECTIVE

04/01/2015

Energy Cost Adjustment (Continued)

The Off-Peak Energy Charge contained in the above Rate provision is subject to increase or decrease each month by an amount per kilowatt-hour determined as follows:

$$\text{Off-Peak ECA} = \{(B \div H) - 0.0475\} \div 0.96$$

Where:

Off-Peak ECA = Energy Cost Adjustment charge per On-Peak kWh

B = The total Off-Peak energy-related charges billed to the Cooperative by Seminole for service hereunder during the month for which the bill is rendered, excluding the charges billed under Special Provision 9.

H = The total Off-Peak kilowatt-hours billed to the Cooperative by Seminole for service hereunder during the month for which the bill is rendered, excluding kilowatt-hours billed under Special Provision 9.

DETERMINATION OF FACILITIES INVESTMENT:

A charge based on the total dollar investment in electric plant facilities installed by the Cooperative (including any net replacements or additions that may be made from time to time) specifically for providing service herein times a negotiated carrying cost factor.

DETERMINATION OF BILLING DEMANDS:

The Base Demand shall be the maximum 30-minute demand established by the consumer during the month for which the bill is rendered, but not less than 500 kW.

The On-Peak Demand shall be the maximum 30-minute demand established by the consumer during the designated On-Peak Period for the month for which the bill is rendered.

DETERMINATION OF LOAD FACTOR ADJUSTED DEMAND ("LFA DEMAND"):

The Load Factor Adjusted Demand ("LFA Demand") shall be the product of the consumers Base Demand and the consumers Billing Load Factor. Billing Load Factor is defined as the ratio of; a) kWh and b) Base Demand times the number of hours in the billing period.

DELIVERY VOLTAGE CREDIT:

When the consumer takes service under this rate at a delivery voltage above standard distribution secondary voltage, the Demand Charge in the above Rate provision shall be subject to the following credit:

| | |
|--|----------------------------------|
| For Distribution Primary Delivery voltage: | \$ 1.19 per kW of Billing Demand |
| For Transmission Delivery Voltage: | \$ 5.95 per kW of Billing Demand |

METERING VOLTAGE

The Metering voltage stated in the above Rate provision shall be the voltage at which Seminole meters the Consumer's load for service rendered hereunder.

METERING VOLTAGE ADJUSTMENT:

Metering voltage will be at the option of the Cooperative or its designee. When the Cooperative or its designee meters at a voltage above distribution secondary, the appropriate following reduction factor shall apply to Demand Charges, Interruptible Demand Credit, and Delivery Voltage Credit hereunder:

| <u>Metering Voltage</u> | <u>Reduction Factor</u> |
|-------------------------|-------------------------|
| Distribution Primary | 1.0% |
| Transmission | 2.0% |

WHOLESALE COST RECOVERY ADJUSTMENT:

Existing consumers of the Cooperative that switch to service provided herein may be subject to a Wholesale Cost Recovery Adjustment, at the discretion of the Cooperative. The purpose of the Wholesale cost recovery Adjustment is to reimburse the Cooperative for any legacy costs associated with serving consumer under the standard Seminole tariff.

ADJUSTMENT FOR LOSSES:

The demand (kW) and energy (kWh) metered by the Cooperative shall be adjusted to compensate for the estimated line and transformation losses back to the wholesale point of delivery.

ESTIMATED BILLING:

To the extent that any of the information required to determine the consumer's monthly bill is not available at the time of billing, bills will be rendered using estimates of said information, with such estimates being based upon actual and all known pertinent facts. Differences between billings based on actual and estimated billing information shall be subsequently trued up.

TAX ADJUSTMENTS:

Amount computed at the above monthly rate shall be subject to any applicable taxes, assessments, fees, and/or surcharges legally imposed by any governmental authority.

TERMS OF PAYMENT:

The above rates are net and all bills are due and payable when rendered. In the event the current monthly bill is not paid within 20 days from the date of the bill, the member's service will be subject to being discontinued five days after the 20th day.

METER AND CONTROL EQUIPMENT:

The Cooperative, or its designee, shall provide the consumer with the necessary metering equipment for measuring interruptible service, as well as equipment required for control of interruptions. Metering equipment shall include time interval demand recording and shall be equipped for remote meter reading over dial-up telephone service from Seminole. The responsibility for the installation and maintenance of metering and control equipment owned by the Cooperative or its designee shall be set forth in the Service Agreement. The Cooperative shall read meters monthly, or cause meters to be read monthly. The Cooperative or its designee shall test and calibrate meters, or shall cause such meters to be tested and calibrated, by comparison with accurate standards at intervals of twelve (12) months. The Cooperative or its designee shall also make or cause to be made special meter tests at any time at the consumer's request. The costs of all tests shall be borne by the Cooperative provided, however, that if any special meter test made at the consumer's request shall disclose that the meters are recording accurately. The consumer shall reimburse the Cooperative for the cost of such test. Meters registering not more than two percent (2%) above or below normal shall be deemed to be accurate. The readings of any meter which shall have been disclosed by test to be inaccurate shall be corrected for the thirty (30) days previous to such test in accordance with the percentage of inaccuracy found by such test. If any meter shall fail to register for any period, the Cooperative and the consumer shall agree as to the amount of power and energy furnished during such period and the Cooperative shall render a bill therefore.

MISCELLANEOUS:

In addition to all other rates and charges stated herein, the consumer shall reimburse the Cooperative for all charges billed to the Cooperative by Seminole any other costs specifically pertaining to service rendered under this rate schedule.

SPECIAL PROVISIONS:

1. Interruptible service under this rate schedule is not subject to interruption during any time period for economic reasons. Interruptible service hereunder is subject to interruption as provided in Special Provision No. 2 and No. 3 of this rate schedule and during any time period that electric power and energy delivered hereunder from Seminole's available generating and firm purchased capacity resources are inadequate to a) maintain service to Seminole's firm power consumers and firm power sales commitments or b) supply emergency interchange service to another utility to meet its firm load obligations. Seminole will not make new off-system purchases during such periods to maintain service to interruptible loads served hereunder, except under the conditions set forth in Special Provision No.9 of this rate schedule. If such off-system power and energy can be purchased, the terms of Special Provision No. 9 will apply and a period of required interruption will not be deemed to exist while such power and energy remain available.

ISSUED BY: Michael McWaters
Executive V.P./CEO

EFFECTIVE 04/01/2015

Special Provisions (Continued):

2. The consumer agrees to allow the Cooperative, or its designee, to interrupt the consumer's power requirements during each period of required interruption upon notice by the Cooperative, or its designee. Such periods of required interruption will normally occur during periods of capacity shortages on the Cooperative's wholesale power supplier's system; however, other operating contingencies may result in such requests at other times. The Cooperative, or its designee, will endeavor to provide the consumer thirty (30) minutes advance notice of an anticipated need for interruption. However, interruption may occur without notice if operating contingency requires interruption. The Cooperative, or its designee, shall have the right to require one additional interruption each calendar year irrespective of capacity availability or operating conditions. The Cooperative, or its designee, shall give the consumer notice of such test.
3. Service under this schedule shall commence following the date the required equipment (e.g., metering, remote terminal units, and control equipment) is installed. Before commencement of service, the Cooperative, or its designee, shall exercise an interruption for purposes of testing the consumer's ability to interrupt his load within thirty (30) minutes of such notification, or for testing the Cooperative's, or its designee's, equipment.
4. If the consumer interferes with the required equipment installed by the Cooperative, or its designee, as referenced in the Meter and Control Equipment provision herein such that the consumer's load is not interrupted upon request during the billing period, the consumer will be billed additional charges for all billing periods from the most recent prior period of required interruption through the current billing period, not to exceed a total of 12 billing periods. The amount of such additional charges shall be equal to the charges billed to the Cooperative by Seminole as a result of the consumer's failure to interrupt service as required herein.
5. If the consumer increases his power requirements in any manner that requires the Cooperative or Seminole to install additional facilities for the specific use of the consumer, a new Term of Service may be required at the Cooperative's option.
6. The Cooperative will furnish service under this rate schedule at a single voltage. Any equipment to supply additional voltages or any additional facilities for the use of the consumer shall be furnished and maintained by consumer. At its option, the Cooperative may furnish, install and maintain such additional equipment upon request of the consumer, in which even the installed cost of such additional equipment will be included in the facilities Investment defined herein.
7. Service under this rate schedule shall be for a minimum initial term of five years from the commencement of service, and shall continue thereafter until terminated by either party by written notice sixty days prior to termination. Consumers taking service under this interruptible rate schedule who desire to transfer to a firm rate schedule will be required to give the Cooperative written notice at least thirty-six (36) months prior to such transfer. Such notice shall be irrevocable unless the Cooperative and the consumer mutually agree to void the revocation.

ISSUED BY:

Michael McWaters
Executive V.P./CEO

EFFECTIVE

04/01/2015

Special Provisions (Continued):

8. Service under this rate schedule is not available if all or a part of the consumer's load is designated by the appropriate government agency for use at a public shelter during periods of emergency or natural disaster.
9. To minimize the frequency and duration of interruptions required under this rate schedule, Seminole will attempt to purchase additional power and energy, if available, from sources outside its system during periods for which interruption would otherwise be required. The Cooperative or its designee will also attempt to notify any consumer, desirous of such notice, in advance when such purchases are imminent or as soon as practical thereafter where advance notice is not feasible. Similar notification will be provided upon termination of such purchases. Any energy associated with interruptible loads used during these periods will be subject to the additional charges set forth in the second paragraph of this provision. Consumers may avoid these higher charges by interrupting their usage during such periods pursuant to the third paragraph of this Special Provision No. 9. In the event a consumer elects not to interrupt during such periods described above, the consumer will be required to pay an additional charge, in lieu of the otherwise applicable energy charges provided hereunder, based on the consumer's proportionate share of the higher cost of such purchased power, plus 4.0 mills per kWh, for all consumption during such period. The cost of such purchased energy shall be based on the incremental energy cost incurred by Seminole for the hour in which purchases are made to avoid interruption. If, for any reason during such period, the consumer is notified that the energy purchased from outside sources is no longer available, the terms of this Special Provision will cease to apply and interruption will be required for the remainder of such period.
10. Any consumer who establishes a billing demand of less than 500 kW in any of the 12 billing periods preceding May 1, 2002, shall be advised by the Cooperative that the minimum billing demand of 500 kW would not apply in the event the consumer exercises Special Provision No. 7 of this rate.

This Page intentionally left blank

Issued by:

Michael McWaters
Executive V.P./CEO

Effective 04/01/2020

Subject: Line Extension
Policy Number 205.00
Issue Date: April 1, 2002
Revised Date: November 26, 2019 (Effective January 1, 2020)

Purpose: The purpose of this policy is to establish a uniform procedure by which Suwannee Valley Electric Cooperative, Inc. (Cooperative), will calculate the amount payable by consumer-members who require extension of Cooperative facilities to receive electric service.

Definitions:

- A. Job cost - actual cost of providing specified extension facilities, calculated after extension is completed, or estimated cost of providing specified facilities before the extension is constructed.
- B. Permanent residence - a permanent structure in which consumer-member resides and is located on lands owned by consumer-member. Structure must be permanently attached to land. A copy of the recorded deed and/or an affidavit to establish intent of permanent residency may be required by Cooperative.
- C. Temporary - electrical service to a location where facility served shall be removed after a limited period of time, i.e.; construction power, portable buildings, movable agricultural facilities, dredging, excavation, equipment testing, Christmas tree lots, fairs, circuses, concerts, etc.
- D. Primary service – Cooperative's 25 kV facilities.
- E. Service drop – Cooperative's 600 V facilities from Cooperative's service transformer to consumer-member's meter installation.
- F. Other service – all electrical services not classified as permanent residence or temporary service.

Policy:

- A. Primary service to a permanent residence:
 - 1. Cooperative will extend its 25 kV overhead facilities up to 1,200 feet at no cost to consumer-member.
 - 2. At request of consumer-member, Cooperative will extend its 25 kV underground facilities for primary service. For underground facilities, consumer-member will pay Cooperative the cost difference between 25 kV overhead and 25 kV underground facilities up to 1,200 feet; for 25 kV extensions greater than 1,200 feet consumer-member will pay Cooperative 100 percent of cost associated with extending facilities greater than 1,200 feet.

- B. Service drop to a permanent residence: Cooperative requires service drops to be installed via underground construction. Consumer-member's responsibilities are outlined in Meter & Service Specifications Guide.
- C. For other services: Cooperative will credit to consumer-member three times annual expected revenue (demand and energy) less expected wholesale power cost associated with consumer-member's proposed service. This credit will be applied to job cost. Cooperative's standard service is for service drop to be installed via underground construction. Consumer-member's responsibilities are outlined in Meter & Service Specifications Guide.
 - 1. If consumer-member requests an overhead service drop, Cooperative will provide overhead service drop up to 50 feet, beyond 50 feet the consumer-member will install underground construction. Consumer-member's responsibilities are outlined in Meter & Service Specification Guide.
- D. Temporary service: Cooperative shall charge the following fees, charges, and assessments for extending service to temporary or non-permanent electric services:
 - 1. No fee or assessment charged where service may be extended with service drop and without the necessity of setting additional primary service poles.
 - 2. If an additional primary pole(s) is required, consumer-member will be billed for cost of work less reusable material as determined by Cooperative's engineering department.
- E. Outdoor Lighting (OL): Cooperative shall charge the following for extending service for OL:
 - 1. No fee is charged where OL service may be extended utilizing existing poles, transformers and spans of wire.
 - 2. If OL service requires installation of poles, transformers or spans of wire, a fee will be charged for required poles, transformers or spans of wire as determined by Cooperative's engineering department.
- F. All fees assessed under this policy will be applied as Contribution in Aid to Construction (CIAC). Payments to the Cooperative for CIAC are required to be made in full prior to construction of service. Payments made to the Cooperative for CIAC are generally non-refundable. SVEC, at its sole discretion, may refund CIAC when extreme circumstances beyond consumer-member's control arise forcing consumer-member to cancel job request prior to construction commencing.

Determining Route and Right-of-Way:

Cooperative shall determine preferred route of service to consumer-member. Any necessary right-of-way easements shall be secured without charge to Cooperative. Consumer-member will provide clear right-of-way (per Cooperative's specifications) at no cost to Cooperative.

Miscellaneous:

Extensions made by Cooperative shall be and permanently remain property of Cooperative.

Filing:

This policy shall be filed by Cooperative as part of its tariffs, shall have uniform application and shall be nondiscriminatory.

SUWANNEE VALLEY ELECTRIC COOPERATIVE, INC.

ELECTRIC DOCUMENTATION

VOLUME I

SUWANNEE VALLEY ELECTRIC COOPERATIVE, INC.

11340 100TH Street

PO Box 160

Live Oak, FL 32064

Phone (386) 362-2226

SUWANNEE VALLEY ELECTRIC COOPERATIVE, INC.

TABLE OF CONTENTS

| | Sheet Number |
|--|-----------------|
| Description of Territory Served..... | 3.0 |
| Miscellaneous..... | 4.0 |
| List of Communities Served..... | 5.0 |
| Rate Schedules: | |
| Residential Rate..... | 6.0 |
| Residential Service Prepaid Metering Rate..... | 6.1 |
| General Service Non-Demand..... | 8.0 |
| Time of Use..... | 8.1 |
| General Service – Demand..... | 9.0 |
| General Service – Large Demand..... | 9.1 |
| General Service – Large Demand Time of Use..... | 9.2 |
| General Service – Renewable Anaerobic Digestion..... | 9.3 |
| Wholesale Power Cost Adjustment..... | 10.0 |
| Outdoor Lighting Service..... | 10.1 |
| Renewable Generation Rider RG1..... | 10.3 |
| Renewable Generation Rider RG2..... | 10.4 |
| Interruptible Service..... | 11.0 |
| Interruptible Service Time-of-Use | 11.6 |
| Contract Agreements | 14.0 |
| Line Extension Policy | 15.0 |
| Liability Limits Policy | 16.0 |

SUWANNEE VALLEY ELECTRIC COOPERATIVE, INC.

SECURITY DEPOSIT

| | |
|---------------------|------------------------------|
| Residential-Owner | \$250.00 |
| Residential-Renter | \$500.00 |
| Realtor | \$200.00 |
| Barn/Pump | 2 times Average Monthly Bill |
| Residential Pre-Pay | \$25.00 |
| Commercial | 2 times Average Monthly Bill |

MISCELLANEOUS CHARGES

| | | |
|---|------------------------------------|---------------------------------|
| Membership Fee | \$ 5.00 | |
| Administrative Fee for Service Connect-Trip Charge <1>: | | |
| After 7:00 am, but before 5:00 pm | \$35.00 | |
| After 5:00 pm, but before 9:00 pm | | Weekends or Holidays \$13500.00 |
| Reconnects Only: Weekdays between 5:00 pm and 9:00 pm | \$135.00 | |
| Remote Reconnects Only: Weekdays between 5:00 pm | | |
| Weekends or Holidays | \$135.00 | |
| Same Day Connection for new account service- <2> | | \$13500.00 |
| Returned Check Charge: | | |
| Return check up to \$49.99 | \$25.00 | |
| Return check \$50.00 to \$299.99 | \$30.00 | |
| Return check over \$300.00 | \$40.00 | |
| Late Payment Charge | 5% or \$5.00, whichever is greater | |
| Meter Test Charge <3>: | | |
| Single-Phase Meter | \$50.00 | |
| Multi-Phase Meter | \$75.00 | |
| Net Metering Application Fee: | | |
| 10 kW or less | \$100.00 | |
| Over 10 kW | \$10.00 per kW | |
| Meter Tampering and Energy Theft | \$150.00 plus damages | |
| Service Location Grounding | | |
| Residential | \$175.00 | |
| Commercial | \$60.00 per hour plus material | |

<1> A ~~trip charge~~ fee as shown above shall be assessed for each new connection (on the next business day or thereafter), reconnection, transfer, disconnection for non-payment ~~or~~, outdoor lighting request (excluding routine outdoor lighting maintenance), ~~or any additional trips. A trip can be a physical trip, electronic read or electronic connect/disconnect/reconnect.~~

<2> A Same-day Connection Charge shall apply to all new account services requiring connection on the same day. ~~Services that are connected the next Business day or thereafter shall be charged an applicable Trip Charge.~~

<3> A meter test will be made upon the request of a consumer to test the accuracy requiring the above deposits, the said deposits to be applied against the cost of the test. If the meter, upon testing is found to be more than the industry established standard permissible error of 2% fast, the Meter Test Charge shall be refunded to the

consumer and the consumer's billing for the three months immediately preceding the test shall be adjusted accordingly.

Issued by:

Michael McWaters
Executive V.P./CEO

Effective 04/01/2020

SUWANNEE VALLEY ELECTRIC COOPERATIVE, INC.

RESIDENTIAL RATE (R)

AVAILABILITY:

Available throughout the territory served by the Cooperative, subject to the rules and regulations of the Cooperative.

APPLICABILITY:

Applicable for domestic purposes in individually metered dwellings, duplexes, triplexes, or mobile homes, and including the separately metered non-commercial facilities of a residential customer (i.e., garages, water pumps, etc.). Also for use in commonly-owned facilities in condominiums and cooperative apartment buildings where 100% of the energy is used exclusively for the residential occupancy's benefit. Motors having rated capacity of ten horsepower (10 HP) or greater shall not be permitted under this schedule unless approved by the Cooperative. Service provided hereunder shall not be shared with or resold to others.

CHARACTER AND CONDITIONS OF SERVICE:

Single-phase or multi-phase, 60 Hertz, at the Cooperative's standard available voltage. Resale of service or standby service is not available hereunder.

MONTHLY RATE:

Customer Facilities Charges:

First Meter \$025.9900 per daymonth

Ancillary Meter \$0.6717-00 per daymonth

Energy Charge:

First 1,000 kWh 10.1966 cents per kWh

Over 1,000 kWh 132.580 cents per kWh

MONTHLY MINIMUM CHARGE:

The greater of: 1. The minimum monthly charge specified in the contract for service between the member and the Cooperative, or
2. The Customer Facilities Charge.

DETERMINATION OF ANCILLARY METER:

An Ancillary Meter shall be an additional meter assigned to the same location and Customer as the First Meter and used to serve an ancillary load to the main residence (e.g., well, shop, barn). In order to qualify as an Ancillary Meter, the service drop must be from the same transformer used to serve the First Meter's load and the transformer's size cannot exceed 25 kVa.

Issued by:

Michael McWaters

Effective

04/01/2020 ~~15~~ Executive V.P./CEO

TERMS OF PAYMENT:

The above rates are net and all bills are due and payable when rendered. In the event the current monthly bill is not paid within 20 days from the date of the bill, the member's service will be subject to being discontinued five days after the 20th day.

TAX ADJUSTMENTS:

Amount computed at the above monthly rate, as adjusted by application of the monthly Wholesale Power Cost Adjustment, shall be subject to any applicable taxes, assessments, fees, and/or surcharges legally imposed by any governmental authority.

WHOLESALE POWER COST ADJUSTMENT:

See "Wholesale Power Cost Adjustment" on Sheet No. 10.0.

Issued by:

Michael McWaters
Executive V.P./CEO

Effective 04/01/2015

SUWANNEE VALLEY ELECTRIC COOPERATIVE, INC.

RATE SCHEDULE RESIDENTIAL SERVICE PREPAID METERING RATE (RS-PM)

AVAILABILITY:

Available throughout the territory served by the Suwannee Valley Electric Cooperative, Inc.

APPLICABILITY:

As an optional rate for establishments classed as residential. Customers, who voluntarily elect to be served under this tariff, must remain on this tariff for a minimum of 12 months.

LIMITATION:

Subject to all of the rules and regulations of this tariff, general rules and regulations of the utility. Standby or resales service not permitted.

Service under this Schedule is not permitted to Customers who designate a third party to receive notification of any pending termination notices. The Cooperative shall install, maintain and own all prepaid metering equipment.

DAILY RATE:

| | |
|-----------------------------|---|
| Customer Facilities Charge: | |
| First Meter | \$ 1.39 10 per day |
| Ancillary Meter | \$ 1.130 .84 per day |
| Energy Charge: | 10. 1966 cents per k k WhH |

MINIMUM CHARGE:

~~The minimum daily charge shall be the Customer Facilities Charge.~~

DETERMINATION OF ANCILLARY METER:

An Ancillary Meter shall be an additional meter assigned to the same location and Customer as the First Meter and used to serve an ancillary load to the main residence (e.g., well, shop, barn). In order to qualify as an Ancillary Meter, the service drop must be from the same transformer used to serve the First Meter's load and the transformer's size cannot exceed 25 kVa.

TERMS OF PAYMENT:

Payment for service shall be made in advance ("Advance Purchases"). At such time as the value of the service consumed equals the value of Advanced Purchases, electric service is subject to immediate disconnection from the Cooperative by the prepaid metering system until additional purchases by Customer are made. Should the electric service be disconnected by the prepaid metering system due to Customer's electrical usage having consumed the entire value of the Advanced Purchases, the Customer Facilities Charge will continue to accumulate on Customer's account and will be deducted from the Customer's next additional purchase payment. Disconnection for reasons of non-payment does not release Customer from their obligation to pay the daily Customer Facilities Charge. Under the Prepaid Metering Schedule, if the outstanding account remains disconnected for ~~thirty (30)~~ seven (7) days, the Cooperative will consider the account closed.

In the event Customer has indebtedness with the Cooperative for service previously provided, the Cooperative may allow, at its sole option, for Customer to pay the indebtedness or portions of the indebtedness by deducting a portion or all of the indebtedness as a percentage of each prepaid service purchase made thereafter until the indebtedness is satisfied.

In the event Customer has an electric service deposit with the Cooperative at the time Customer elects to take service under this Schedule, an Advanced Purchase credit will be issued for any positive Balance. Balance is defined as the deposit plus applicable interest less the Residential Prepaid Metering Rate option deposit less all outstanding indebtedness.

Customer shall receive a receipt of payment at each prepaid service purchase excluding prepaid service purchases made through an automated telephone system.

TAX ADJUSTMENTS:

Amount computed at the above monthly rate, as adjusted by application of the monthly Wholesale Power Adjustment, shall be subject to any applicable taxes, assessments, fees, and/or surcharges legally imposed by any governmental authority.

WHOLESALE POWER ADJUSTMENT:

See "Wholesale Power Adjustment" beginning on page #10.0.

Issued by:

Michael McWaters
Executive V.P./CEO

Effective 04/01/2015

This Page intentionally left blank

SUWANNEE VALLEY ELECTRIC COOPERATIVE, INC.

GENERAL SERVICE – NON-DEMAND (GS)

AVAILABILITY:

Available throughout the area served by Cooperative, subject to the rules and regulations of the Cooperative.

APPLICABILITY:

Applicable for non-residential purposes where the demonstrated demand is less than 50 k~~W~~~~ilowatts~~, or where the consumer's load does not meet the applicability criteria of Rate Schedule GSD.

CHARACTER AND CONDITIONS OF SERVICE:

Single-phase or multi-phase, 60 Hertz, at the Cooperative's standard available voltage. Resale of service or standby service is not available hereunder.

MONTHLY RATE:

| | |
|-----------------------------|--|
| Customer Facilities Charge: | \$0.9925-00 per day month |
| Energy Charge: | 11. 263 cents per kWh |

MONTHLY MINIMUM CHARGE:

- The greater of:
1. The sum of the Customer Facilities Charge times the number of days in the billing period plus \$1.00 per KVA of required transformer capacity which is in excess of 10 KVA.
 2. The minimum monthly charge specified in the contract for service between the member and the Cooperative, or
 3. The Customer Facilities Charge times the number of days in the billing period.

TERMS OF PAYMENT:

The above rates are net and all bills are due and payable when rendered. In the event the current monthly bill is not paid within 20 days from the date of the bill, the member's service will be subject to being discontinued five days after the 20th day.

TAX ADJUSTMENTS:

Amount computed at the above monthly rate, as adjusted by application of the monthly Wholesale Power Cost Adjustment, shall be subject to any applicable taxes, assessments, fees, and/or surcharges legally imposed by any governmental authority.

WHOLESALE POWER COST ADJUSTMENT:

See "Wholesale Power Cost Adjustment" on Sheet No. 10.0.

Issued by:

Michael McWaters
Executive V.P./CEO

Effective 04/01/20~~2015~~

SUWANNEE VALLEY ELECTRIC COOPERATIVE, INC.

TIME-OF-USE (TOU)

AVAILABILITY:

Available throughout the area served by Cooperative, subject to the rules and regulations of the Cooperative.

APPLICABILITY:

As an optional rate, applicable for non-residential purposes with demands less than or equal to 100 kW for at least 9 months within the preceding 12-billing months. Customers, who voluntarily elect to be served under this tariff, must remain on this tariff for a minimum of 12 months.

CHARACTER AND CONDITIONS OF SERVICE:

Single-phase or multi-phase, 60 Hertz, at the Cooperative's standard available voltage. Resale of service or standby service is not available hereunder.

MONTHLY RATE:

| | |
|-----------------------------|-------------------------------------|
| Customer Facilities Charge: | \$0.9925-00 per daymonth |
| On-Peak Energy Charge: | 15.00 cents per kWh |
| Off-Peak Energy Charge: | 9.35 cents per kWh |

MONTHLY MINIMUM CHARGE:

- The greater of:
1. The sum of the Customer Facilities Charge times the number of days in the billing period plus \$1.00 per KVA of required transformer capacity which is in excess of 10 KVA.
 2. The minimum monthly charge specified in the contract for service between the member and the Cooperative, or,
 3. the Customer Facilities Charge times the number of days in the billing period.

DETERMINATION OF ON-PEAK AND OFF-PEAK ENERGY:

All energy consumed during On-Peak Hours shall be deemed On-Peak Energy. All energy consumed in hours not designated as On-Peak shall be deemed Off-Peak energy. During the months of April through October, On-Peak Hours are designated as weekdays between the hours of 12pm to 9pm EPT. During the months of November through March, On-Peak Hours are designated as weekdays between the hours of 6am to 10am EPT and 6pm to 10pm EPT.

Notwithstanding above, all hours during the following holidays shall be deemed Off-Peak; New Years Day, Memorial Day, Independence Day, Labor Day, Thanksgiving Day, and Christmas Day. In the event a holiday occurs on a Saturday or Sunday, the adjacent weekday shall be deemed Off-Peak.

TERMS OF PAYMENT:

The above rates are net and all bills are due and payable when rendered. In the event the current monthly bill is not paid within 20 days from the date of the bill, the member's service will be subject to being discontinued five days after the 20th day. On the next regular billing date a delinquent charge will be added to all arrears over 20 days in the amount of five percent of outstanding balance with a minimum charge of \$5.00.

TAX ADJUSTMENTS:

Amount computed at the above monthly rate, as adjusted by application of the monthly Wholesale Power Cost Adjustment, shall be subject to any applicable taxes, assessments, fees, and/or surcharges legally imposed by any governmental authority.

WHOLESALE POWER COST ADJUSTMENT:

See "Wholesale Power Cost Adjustment" on Sheet No. 10.0.

Issued by:

Michael McWaters
Executive V.P./CEO

Effective 04/01/2015

SUWANNEE VALLEY ELECTRIC COOPERATIVE, INC.

GENERAL SERVICE - DEMAND (GSD)

AVAILABILITY:

Available throughout the area served by Cooperative, subject to the rules and regulations of the Cooperative.

APPLICABILITY:

Applicable for non-residential purposes where the demonstrated demand is greater than or equal to 50 ~~kW~~, but less than 500 kW for at least ~~63~~ months within the preceding 12 ~~billing~~ months.

CHARACTER AND CONDITIONS OF SERVICE:

Single-phase or multi-phase, 60 Hertz, at the Cooperative's standard available voltage. Resale of service or standby service is not available hereunder.

MONTHLY RATE:

| | |
|-----------------------------|---|
| Customer Facilities Charge: | \$1.6750.00 per day month |
| Demand Charge: | \$6.16 per kW |
| Energy Charge: | 9.20 cents per kWh |

BILLING DEMAND:

The monthly billing demand shall be the maximum ~~kW~~ demand established by the consumer for any 15 minute interval during the period for which the bill is rendered, as indicated or recorded by a demand ~~meter~~.

MONTHLY MINIMUM CHARGE:

The greater of: _____

1. ~~The Customer Facilities Charge times the number of days in the billing period \$50.00~~ plus \$1.00 per KVA of transformer capacity, or
2. The minimum monthly charge specified in the contract for service between the member and the Cooperative.

TERMS OF PAYMENT:

The above rates are net and all bills are due and payable when rendered. In the event the current monthly bill is not paid within 20 days from the date of the bill, the member's service will be subject to being discontinued five days after the 20th day.

TAX ADJUSTMENTS:

Amount computed at the above monthly rate, as adjusted by application of the monthly Wholesale Power Cost Adjustment, shall be subject to any applicable taxes, assessments, fees, and/or surcharges legally imposed by any governmental authority.

WHOLESALE POWER COST ADJUSTMENT:

See "Wholesale Power Cost Adjustment" on Sheet No. 10.0.

Issued by: Michael McWaters
Executive V.P./CEO

Effective 04/01/20~~2015~~

SUWANNEE VALLEY ELECTRIC COOPERATIVE, INC.

GENERAL SERVICE - LARGE DEMAND (GSLD)

AVAILABILITY:

Available throughout the area served by Cooperative, subject to the rules and regulations of the Cooperative.

APPLICABILITY:

Applicable for non-residential purposes where the demonstrated demand is greater than or equal to 500 kW for at least 63 months within the preceding 12 billing months.

CHARACTER AND CONDITIONS OF SERVICE:

Multi-phase, 60 Hertz, at the Cooperative's standard available voltage. Resale of service or standby service is not available hereunder.

MONTHLY RATE:

| | |
|-----------------------------|---------------------------------------|
| Customer Facilities Charge: | \$8.33 250.00 per daymonth |
| Demand Charge: | \$8.40 per kW |
| Energy Charge: | 8.40 cents per kWh |

BILLING DEMAND:

The monthly billing demand shall be the maximum kW demand established by the consumer for any 15 minute interval during the period for which the bill is rendered, as indicated or recorded by a demand meter.

ADJUSTMENT FOR LOSSES:

The demand (kW) and energy (kWh) metered by the Cooperative shall be adjusted to compensate for the estimated line and transformation losses back to the wholesale point of delivery.

MONTHLY MINIMUM CHARGE:

The greater of:

1. ~~\$250.00~~ The Customer Facilities Charge times the number of days in the billing period plus \$1.00 per KVA of transformer capacity, or
2. the Customer Facilities Charge times the number of days in the billing period plus 500 kW times the Demand Charge plus the Energy Charge.

TERMS OF PAYMENT:

The above rates are net and all bills are due and payable when rendered. In the event the current monthly bill is not paid within 20 days from the date of the bill, the member's service will be subject to being discontinued five days after the 20th day.

TAX ADJUSTMENTS:

Amount computed at the above monthly rate, as adjusted by application of the monthly Wholesale Power Cost Adjustment, shall be subject to any applicable taxes, assessments, fees, and/or surcharges legally imposed by any governmental authority.

WHOLESALE POWER COST ADJUSTMENT:

See "Wholesale Power Cost Adjustment" on Sheet No. 10.0.

Issued by:

Michael McWaters

Effective 04/01/2015

Executive V.P./CEO

SUWANNEE VALLEY ELECTRIC COOPERATIVE, INC.
GENERAL SERVICE – LARGE DEMAND TIME OF USE
(LDLM)

AVAILABILITY:

Available throughout the area served by Cooperative, subject to the rules and regulations of the Cooperative.

APPLICABILITY:

Applicable for non-residential purposes where the demonstrated demand is greater than or equal to 5,000 ~~k~~W for at least ~~69~~ months within the preceding 12-billing months.

CHARACTER AND CONDITIONS OF SERVICE:

Multi-phase, 60 Hertz, at the Cooperative's standard available voltage. Resale of service or standby service is not available hereunder.

LIMITATION:

1. The delivery point shall be the point of attachment of Cooperative's facilities to consumer's facilities unless otherwise specified in the contract for service. All wiring, pole lines, and other electric equipment (except metering equipment) on the load side of the delivery point shall be owned and maintained by the consumer.
2. Does not guarantee the accuracy or reliability, nor assume liability, for the On Peak Demand Management Signal.
3. Subject to the execution of a written contract for electric service between the Cooperative and the consumer, if applicable.

MONTHLY RATE:

| | |
|---|---|
| Consumer Facility Charge: | \$ 13.67 410.00 — per daymonth |
| Consumer Peak Demand Charge: (12 months) | \$ 2.00 per kW |
| On-Peak Demand Charge (8 months: Jun-Sept & Dec-Mar) | \$ 128.54 0 per kW |
| Energy Charge: | \$ 0.07 46 0 per kWh |

MINIMUM CHARGE:

The minimum specified in a contract for service.

CONSUMER PEAK DEMAND:

Shall be the maximum kilowatt load used by the consumer for any period of fifteen (15) consecutive minutes as indicated or recorded by the Cooperative's demand meter during the month for which the bill is rendered. In no case shall the Consumer Peak Demand be less than 5,000 kW in a month.

ISSUED BY: Michael McWaters EFFECTIVE 04/01/20~~2015~~
Executive V.P./CEO

ON-PEAK DEMAND:

Shall be the maximum kilowatt load used by the consumer for any sixty (60) consecutive minutes during the On-Peak Demand Period defined herein, as indicated or recorded by the Cooperative's demand meter during the month for which the bill is rendered.

ON-PEAK DEMAND PERIOD:

The stated On-Peak Demand Period represent the hour of occurrence for the Cooperative's monthly billed system peak demand.

ON-PEAK DEMAND MANAGEMENT SIGNAL:

Notification of possible On-Peak Demand Period occurrence. Cooperative, at the consumer's request, will provide terminal equipment to transmit and convey possible On-Peak Demand Period occurrence to Consumer. The consumer shall provide a telephone line solely dedicated for the communication of On-Peak Demand Management Signal from the consumer to the Cooperative.

ADJUSTMENT FOR LOSSES:

The demand (kW) and energy (kWh) metered by the Cooperative shall be adjusted to compensate for the estimated line and transformation losses back to the wholesale point of delivery.

ESTIMATED BILLING:

To the extent that any of the information required to determine the consumer's monthly bill is not available at the time of billing, bills will be rendered using estimates of said information, with such estimates being based upon actual and all known pertinent facts. Differences between billings based on actual and estimated billing information shall be subsequently trued up.

TERMS OF PAYMENT:

The above rates are net and all bills are due and payable when rendered. In the event the current monthly bill is not paid within 20 days from the date of the bill, the member's service will be subject to being discontinued five days after the 20th day.

TAX ADJUSTMENTS:

Amount computed at the above monthly rate, as adjusted by application of the monthly Wholesale Power Cost Adjustment, shall be subject to any applicable taxes, assessments, fees, and/or surcharges legally imposed by any governmental authority.

WHOLESALE POWER COST ADJUSTMENT:

See Wholesale Power Cost Adjustment on Sheet No. 10.0.

ISSUED BY: Michael McWaters EFFECTIVE 04/01/2015
Executive V.P./CEO

MISCELLANEOUS:

When the Consumer increases its electrical load, which requires the Cooperative to add additional facilities installed for the specific use of the Consumer, a new Term of Service may be required under this rate, at the option of the Cooperative.

Consumers must own and operate on-site generating equipment for the purpose of curtailing load during the On-Peak Period and must also provide at their own expense, switchgear and other protective equipment as required and approved by the Cooperative to isolate the consumer's generated power from the Cooperative's system.

ISSUED BY: Michael McWaters EFFECTIVE 04/01/2015
Executive V.P./CEO

SUWANNEE VALLEY ELECTRIC COOPERATIVE, INC.

GENERAL SERVICE-RENEWABLE ANAEROBIC DIGESTION LARGE DEMAND OF 500 KW OR MORE (GSRAD)

AVAILABILITY:

Available throughout the area served by Cooperative, subject to the rules and regulations of the Cooperative.

APPLICABILITY:

Applicable for non-residential purposes where the customer generates energy from biogas produced by anaerobic digestion of agricultural waste. Customers taking service under this rate schedule shall be allowed to totalize their meters and be billed as if served through a single meter. All meters totalized under this tariff must be located on contiguous properties. A customer's net metered demand (max kW less generator kW) must be greater than or equal to 500 KW for at least 3 months within the preceding 12 billing month.

CHARACTER AND CONDITIONS OF SERVICE:

Single-phase or multi-phase, 60 Hertz, at the Cooperative's standard available voltage. Resale of service or standby service is not available hereunder.

RATE:

Customer Facilities Charge:

| | | | |
|----------------|---|---------|-----------|
| Monthly Charge | @ | \$3,500 | per month |
| Meter Charge | @ | \$20.00 | per meter |

Demand Charge:

| | | | |
|------------------|---|---------|--------|
| Power Production | @ | \$10.75 | per KW |
| Distribution | @ | \$6.50 | per kW |

Energy Charge:

| | | | |
|--------------------------------|---|----------|-----------|
| Billing Energy | @ | \$0.0810 | per kWh |
| Excess Renewable Energy Credit | @ | | see below |

DETERMINATION OF POWER PRODUCTION BILLING DEMAND:

For the months of January, February, March, June, July, August, September and December, the monthly Power Production Billing Demand shall be the hourly integrated demand occurring during the month, which is coincident with Seminole Electric Cooperative Inc.'s (SECI) billing hour used to determine the Cooperative's billing demand. The customer's metered load shall be netted against the generator's output during the specified hour to determine the Power Production Billing Demand. This net demand could be positive or negative.

For the months of April, May, October and November, the Power Production Billing Demand shall be zero.

DETERMINATION OF DISTRIBUTION BILLING DEMAND:

The monthly Distribution Billing Demand shall be the sum of the highest measured 15 minute interval KW demand for each metered account during the month. The Distribution Billing Demand shall be based on the customer's metered load and shall **NOT** be netted against the generator's output.

Issued by: Michael McWaters Effective 04/01/2015
Executive V.P./CEO

DETERMINATION OF BILLING ENERGY:

The monthly Billing Energy shall be the measured kWh from the totalized loads less the energy produced by the generator. In no case shall the Billing Energy be less than zero.

DETERMINATION OF EXCESS RENEWABLE ENERGY:

The monthly Excess Renewable Energy shall be the energy produced by the generator less the measured kWh consumed by the totalized loads. In no case shall the Excess Renewable Energy be less than zero.

DETERMINATION OF EXCESS RENEWABLE ENERGY CREDIT:

The monthly Excess Renewable Energy Credit shall be the product of:

1. Excess Renewable Energy (as defined above), and
2. the sum of SECI's non-time of use fuel charge and non-fuel energy charge for the month.

MONTHLY MINIMUM CHARGE:

The greater of: 1. The amount computed at the above monthly rate or,
 2. If there is a contract for service between the member and the Cooperative, then
 the minimum monthly charge specified in the contract.

TERMS OF PAYMENT:

The above rates are net and all bills are due and payable when rendered. In the event the current monthly bill is not paid within 20 days from the date of the bill, the member's service will be subject to being discontinued five days after the 20th day.

TAX ADJUSTMENTS:

Amount computed at the above monthly rate, as adjusted by application of the monthly Wholesale Power Cost Adjustment, shall be subject to any applicable taxes, assessments, fees, and/or surcharges legally imposed by any governmental authority. Any credits computed at the above monthly rate shall not be subject to taxes, assessments, fees, and/or surcharges legally imposed by any governmental authority.

WHOLESALE POWER COST ADJUSTMENT:

See "Wholesale Power Cost Adjustment" on Sheet No. 10.0.

SUWANNEE VALLEY ELECTRIC COOPERATIVE, INC.

OUTDOOR LIGHTING SERVICE (OL)

APPLICABILITY:

Applicable to consumers, for dusk to dawn outdoor lighting in close proximity to existing overhead secondary circuits.

RATE PER LIGHT PER MONTH:

Light mounted on existing pole with bracket attachment and connected to existing overhead secondary circuit.

| Description | Daily Energy Charge | | Daily Fixture Charge |
|--------------------------|---------------------|--------------|----------------------|
| 175-Watt MV * | \$0.178 | + | \$0.130 |
| 100-Watt HPS | \$0.107 | + | \$0.183 |
| 250-Watt MV * | \$0.261 | + | \$0.139 |
| 400-Watt MV * | \$0.415 | + | \$0.085 |
| 250-Watt HPS | \$0.261 | + | \$0.139 |
| Additional Pole & Span | | | \$0.067 |

| Description | Effective Lumens* | Daily Energy Charge | | Daily Fixture Charge |
|-------------|---------------------|---------------------|---|----------------------|
| Small | Less than 7,000 | \$0.041 | + | \$0.249 |
| Medium | 7,000 – 14,000 | \$0.063 | + | \$0.370 |
| Large | Greater than 14,000 | \$0.102 | + | \$0.498 |

* Effective Lumen output takes into consideration electrical and real world losses (ex. thermal, optical, and assembly), so it is a better representation of the useful visible light that is actually produced. ~~*No longer available for new installations~~

CONDITIONS OF SERVICE:

1. The Cooperative is not responsible for adequacy of lighting. The customer is responsible for all aspects of the design of the lighting plan. The Cooperative has not conducted any study regarding the application of particular lighting equipment for customer's lighting needs and the Cooperative assumes no responsibility for the adequacy or appropriateness of the lighting equipment. Furthermore, the Cooperative makes no warranties as to the adequacy, sufficiency or appropriateness of the lighting equipment for purposes of safety, security or other illumination. It is the customer's responsibility to select the size, style and location of the lighting equipment and to monitor whether the lighting equipment that they have requested from the Cooperative is adequate for their particular needs. It also is the customer's responsibility to request that the Cooperative change any aspect of the outdoor lighting equipment if the equipment is not adequate for the customer's needs. The customer must pay any appropriate charges and fees for any requested changes.
2. The Cooperative shall furnish, install, operate and maintain the outdoor lighting equipment including lamp, luminaire, bracket attachment and control device on an existing pole of the Cooperative, electrically connected so as not to be metered. For poles installed prior to 2004 for the sole purpose of supplying and/or mounting outdoor lighting equipment, an additional charge of \$0.06767 per pole per ~~day~~month shall be required.
3. The customer is required to notify the Cooperative if the light malfunctions. It shall be the customer's responsibility to notify the Cooperative in the event of a failure of the lighting equipment. The Cooperative assumes no responsibility to inspect the outdoor lighting equipment to determine whether it is properly functioning until after such time that the Cooperative has been notified that the lighting equipment has malfunctioned.
4. The outdoor lighting equipment shall remain the property of the Cooperative. The consumer shall protect the outdoor lighting equipment from deliberate damage.
5. The consumer shall allow authorized representatives of Cooperative to enter upon the consumer's premises to

trim trees and shrubs as necessary, and for maintenance of the outdoor lighting equipment.

WHOLESALE POWER COST ADJUSTMENT:

See "Wholesale Power Cost Adjustment" on Sheet No. 10.0.

Issued by: Michael McWaters Effective 046/01/202017
Executive V.P./CEO

SUWANNEE VALLEY ELECTRIC COOPERATIVE, Inc.

WHOLESALE POWER COST ADJUSTMENT (WPCA)

APPLICABILITY:

To be added to monthly rate of each filed rate schedule in which reference is made to this schedule.

CALCULATION:

All energy charges shall be increased or decreased by 1/10th mill (\$.0001) per kilowatt hour for each 1/10 mill or major fraction thereof, by which the average wholesale power cost per kilowatt hour sold for the preceding month exceeds or is less than 85.0 mills (\$.0850).

The level of this adjustment for billing purposes may be established at the option of management from historical and/or projected trends. Any over or under collection of the Wholesale Power Cost Adjustment for a fiscal year shall be returned or recovered in the subsequent fiscal years wholesale power cost adjustments.

Issued by:

Michael McWaters
Executive V.P./CEO

Effective 04/01/2015

This Page intentionally left blank

Issued by:

John Martz
Executive V.P./CEO

Effective 04/01/2010

SUWANNEE VALLEY ELECTRIC COOPERATIVE, INC.

RENEWABLE GENERATOR RIDER RIDER RG~~1~~

AVAILABILITY

Available throughout the area served by Cooperative, subject to the rules and regulations of the Cooperative.

APPLICABILITY

Applicable, as a credit, to customers who produce renewable energy, as defined by Florida statutes, behind their meter and who are served by the Cooperative under one of its standard tariffs. Customer taking service under this rider must enter into an "Interconnection Agreement for Customer-Owned Generation Systems" with the Cooperative. As of April 1, 2020, this Rider shall no longer be available for new renewable generation.

RATE

~~Monthly~~~~Annual~~ Energy Credit @ see below

DETERMINATION OF ~~MONTHLY~~~~EXCESS~~ RENEWABLE ENERGY CREDIT

All renewable energy produced during a billing cycle shall be used to reduce the customer's energy consumption for calculating the customer's monthly bill. Should the customer generate and deliver ~~excess~~ renewable energy to the electric grid during a billing cycle in excess of customer's energy consumption, the Cooperative shall credit the excess energy shall be credited to the customer's account by an amount equal to energy consumption for the next month's billing cycle.

DETERMINATION OF ANNUAL ENERGY CREDIT

~~Excess Renewable Energy shall accumulate and be used to offset the customer's energy usage in subsequent months. At the end of each calendar year, the Cooperative shall pay the customer for unused Excess Renewable Energy an amount equal to the product of:~~

- ~~1. the unused Excess Renewable Energy during the month~~~~the year~~ and
- ~~2. the base cost of power shown in Schedule WPCA plus the applicable WPCA factor for the month. Seminole Electric Cooperative's average Fuel Charge (\$ per kWh) for the year.~~

CHANGES TO SEMINOLE ELECTRIC COOPERATIVES RATES

From time-to-time, Seminole Electric Cooperative will modify their rate charges and/or structure. Should there be any change in the rate under which the Cooperative purchases wholesale electric service that materially impacts the economics of this program to the Cooperative, the Cooperative shall modify the charges and provisions stated herein.

Issued by:

Michael McWaters
Executive V.P./CEO

Effective 04/01/2020

SUWANNEE VALLEY ELECTRIC COOPERATIVE, INC.

RENEWABLE GENERATOR RIDER RIDER RG2

AVAILABILITY

Available throughout the area served by Cooperative, subject to the rules and regulations of the Cooperative.

APPLICABILITY

Applicable, as a credit, to customers who produce renewable energy, as defined by Florida statutes, behind their meter and who are served by the Cooperative under one of its standard tariffs. Customer taking service under this rider must enter into an "Interconnection Agreement for Customer-Owned Generation Systems" with the Cooperative.

RATE

Monthly Energy Credit _____ @ _____ see below

DETERMINATION OF MONTHLY ENERGY CREDIT

All renewable energy generated and delivered to the electric grid during a billing cycle shall be credited by an amount equal to the product of:

1. the energy that is generated and delivered to the electric grid and
2. the base cost of power shown in Schedule WPCA plus the applicable WPCA factor for the month.

CHANGES TO SEMINOLE ELECTRIC COOPERATIVES RATES

From time-to-time, Seminole Electric Cooperative will modify their rate charges and/or structure. Should there be any change in the rate under which the Cooperative purchases wholesale electric service that materially impacts the economics of this program to the Cooperative, the Cooperative shall modify the charges and provisions stated herein.

SUWANNEE VALLEY ELECTRIC COOPERATIVE, INC.

INTERRUPTIBLE SERVICE (INT)

AVAILABILITY:

Available throughout the area served by Cooperative, subject to the rules and regulations of the Cooperative.

APPLICABILITY:

At the consumer's option, where the consumer's average billing demand is 500 kW or more, where service may be interrupted by the Cooperative, or its designee, and for which the Cooperative has been able to acquire wholesale interruptible service from Seminole Electric Cooperative, Inc. ("Seminole") under its Rate Schedule INT-2.

CHARACTER AND CONDITIONS OF SERVICE:

Multi-phase, 60 Hertz, at the Cooperative's standard available voltage. Resale of service or standby service is not available hereunder.

LIMITATION:

1. The delivery point shall be the point of attachment of Cooperative's facilities to consumer's facilities unless otherwise specified in the contract for service. All wiring, pole lines, and other electric equipment (except metering equipment) on the load side of the delivery point shall be owned and maintained by the consumer.
2. Subject to the execution of a written contract for electric service between the Cooperative and the consumer, if applicable.

MONTHLY RATE:

| | | |
|-------------------------------|---------------------------|--------------------------|
| Consumer Charge: | | |
| Secondary Metering Voltage | \$ 308 292.00 | per month |
| Primary Metering Voltage | \$ 45 733.00 | per month |
| Transmission Metering Voltage | \$ 1,09 237.00 | per month |
| Demand Charge | \$ 11.4 70.23 | per kW of Billing Demand |
| Interruptible Demand Credit | \$ 11.70 | per kW of LFA Demand |
| Energy Charge: | \$ 0.0680 | per kWh |

ISSUED BY:

Michael McWaters
Executive V.P./CEO

EFFECTIVE

~~031~~/01/2020~~18~~

MINIMUM CHARGE:

The minimum specified in a contract for service.

ENERGY COST ADJUSTMENT:

The Energy Charge contained in the above Rate provision is subject to increase or decrease each month by an amount per kilowatt-hour determined as follows:

$$ECA = \{(D \div K) - 0.0567\} \div 0.96$$

Where:

ECA = Energy Cost Adjustment charge per kWh

D = The total energy-related charges billed to the Cooperative by Seminole for service hereunder during the month for which the bill is rendered, excluding the charges billed under Special Provision 9.

K = The total kilowatt-hours billed to the Cooperative by Seminole for service hereunder during the month for which the bill is rendered, excluding the kilowatt-hours billed under Special Provision 9.

DETERMINATION OF FACILITIES INVESTMENT:

A charge based on the total dollar investment in electric plant facilities installed by the Cooperative (including any net replacements or additions that may be made from time to time) specifically for providing service herein times a negotiated carrying cost factor.

DETERMINATION OF BILLING DEMAND:

The Billing Demand shall be the maximum 30-minute demand established by the consumer during the month for which the bill is rendered, but not less than 500 kW.

DETERMINATION OF LOAD FACTOR ADJUSTED DEMAND ("LFA DEMAND"):

The Load Factor Adjusted Demand ("LFA Demand") shall be the product of the consumers Billing Demand and the consumers Billing Load Factor. Billing Load Factor is defined as the ratio of; a) kWh and b) Billing Demand times the number of hours in the billing period.

DELIVERY VOLTAGE CREDIT:

When the consumer takes service under this rate at a delivery voltage above standard distribution secondary voltage, the Demand Charge in the above Rate provision shall be subject to the following credit:

| | |
|--|----------------------------------|
| For Distribution Primary Delivery voltage: | \$ 1.19 per kW of Billing Demand |
| For Transmission Delivery Voltage: | \$ 5.95 per kW of Billing Demand |

METERING VOLTAGE

The Metering voltage stated in the above Rate provision shall be the voltage at which Seminole meters the Consumer's load for service rendered hereunder.

METERING VOLTAGE ADJUSTMENT:

Metering voltage will be at the option of the Cooperative or its designee. When the Cooperative or its designee meters at a voltage above distribution secondary, the appropriate following reduction factor shall apply to the Demand Charge, Interruptible Demand Credit, and Delivery Voltage Credit hereunder:

| <u>Metering Voltage</u> | <u>Reduction Factor</u> |
|-------------------------|-------------------------|
| Distribution Primary | 1.0% |
| Transmission | 2.0% |

WHOLESALE COST RECOVERY ADJUSTMENT:

Existing consumers of the Cooperative that switch to service provided herein may be subject to a Wholesale Cost Recovery Adjustment, at the discretion of the Cooperative. The purpose of the Wholesale cost recovery Adjustment is to reimburse the Cooperative for any legacy costs associated with serving consumer under the standard Seminole tariff.

ADJUSTMENT FOR LOSSES:

The demand (kW) and energy (kKWh) metered by the Cooperative shall be adjusted to compensate for the estimated line and transformation losses back to the wholesale point of delivery.

ESTIMATED BILLING:

To the extent that any of the information required to determine the consumer's monthly bill is not available at the time of billing, bills will be rendered using estimates of said information, with such estimates being based upon actual and all known pertinent facts. Differences between billings based on actual and estimated billing information shall be subsequently trued up.

TAX ADJUSTMENTS:

Amount computed at the above monthly rate shall be subject to any applicable taxes, assessments, fees, and/or surcharges legally imposed by any governmental authority.

TERMS OF PAYMENT:

The above rates are net and all bills are due and payable when rendered. In the event the current monthly bill is not paid within 20 days from the date of the bill, the member's service will be subject to being discontinued five days after the 20th day.

METER AND CONTROL EQUIPMENT:

The Cooperative, or its designee, shall provide the consumer with the necessary metering equipment for measuring interruptible service, as well as equipment required for control of interruptions. Metering equipment shall include time interval demand recording and shall be equipped for remote meter reading over dial-up telephone service from Seminole. The responsibility for the installation and maintenance of metering and control equipment owned by the Cooperative or its designee shall be set forth in the Service Agreement. The Cooperative shall read meters monthly, or cause meters to be read monthly. The Cooperative, or its designee, shall test and calibrate meters, or shall cause such meters to be tested and calibrated, by comparison with accurate standards at intervals of twelve (12) months. The Cooperative or its designee shall also make or cause to be made special meter tests at any time at the consumer's request. The costs of all tests shall be borne by the Cooperative provided, however, that if any special meter test made at the consumer's request shall disclose that the meters are recording accurately. The consumer shall reimburse the Cooperative for the cost of such test. Meters registering not more than two percent (2%) above or below normal shall be deemed to be accurate. The readings of any meter which shall have been disclosed by test to be inaccurate shall be corrected for the thirty (30) days previous to such test in accordance with the percentage of inaccuracy found by such test. If any meter shall fail to register for any period, the Cooperative and the consumer shall agree as to the amount of power and energy furnished during such period and the Cooperative shall render a bill therefore.

MISCELLANEOUS:

In addition to all other rates and charges stated herein, the consumer shall reimburse the Cooperative for all charges billed to the Cooperative by Seminole any other costs specifically pertaining to service rendered under this rate schedule.

SPECIAL PROVISIONS:

1. Interruptible service under this rate schedule is not subject to interruption during any time period for economic reasons. Interruptible service hereunder is subject to interruption as provided in Special Provision No. 2 and No. 3 of this rate schedule and during any time period that electric power and energy delivered hereunder from Seminole's available generating and firm purchased capacity resources are inadequate to a) maintain service to Seminole's firm power consumers and firm power sales commitments or b) supply emergency interchange service to another utility to meet its firm load obligations. Seminole will not make new off-system purchases during such periods to maintain service to interruptible loads served hereunder, except under the conditions set forth in Special Provision No.9 of this rate schedule. If such off-system power and energy can be purchased, the terms of Special Provision No. 9 will apply and a period of required interruption will not be deemed to exist while such power and energy remain available.

ISSUED BY:

Michael McWaters
Executive V.P./CEO

EFFECTIVE

04/01/2015

Special Provisions (Continued):

2. The consumer agrees to allow the Cooperative, or its designee, to interrupt the consumer's power requirements during each period of required interruption upon notice by the Cooperative, or its designee. Such periods of required interruption will normally occur during periods of capacity shortages on the Cooperative's wholesale power supplier's system; however, other operating contingencies may result in such requests at other times. The Cooperative, or its designee, will endeavor to provide the consumer thirty (30) minutes advance notice of an anticipated need for interruption. However, interruption may occur without notice if operating contingency requires interruption. The Cooperative, or its designee, shall have the right to require one additional interruption each calendar year irrespective of capacity availability or operating conditions. The Cooperative, or its designee, shall give the consumer notice of such test.
3. Service under this schedule shall commence following the date the required equipment (e.g., metering, remote terminal units, and control equipment) is installed. Before commencement of service, the Cooperative, or its designee, shall exercise an interruption for purposes of testing the consumer's ability to interrupt his load within thirty (30) minutes of such notification, or for testing the Cooperative's, or its designee's, equipment.
4. If the consumer interferes with the required equipment installed by the Cooperative, or its designee, as referenced in the Meter and Control Equipment provision herein such that the consumer's load is not interrupted upon request during the billing period, the consumer will be billed additional charges for all billing periods from the most recent prior period of required interruption through the current billing period, not to exceed a total of 12 billing periods. The amount of such additional charges shall be equal to the charges billed to the Cooperative by Seminole as a result of the consumer's failure to interrupt service as required herein.
5. If the consumer increases his power requirements in any manner that requires the Cooperative or Seminole to install additional facilities for the specific use of the consumer, a new Term of Service may be required at the Cooperative's option.
6. The Cooperative will furnish service under this rate schedule at a single voltage. Any equipment to supply additional voltages or any additional facilities for the use of the consumer shall be furnished and maintained by consumer. At its option, the Cooperative may furnish, install and maintain such additional equipment upon request of the consumer, in which even the installed cost of such additional equipment will be included in the facilities Investment defined herein.
7. Service under this rate schedule shall be for a minimum initial term of five years from the commencement of service, and shall continue thereafter until terminated by either party by written notice sixty days prior to termination. Consumers taking service under this interruptible rate schedule who desire to transfer to a firm rate schedule will be required to give the Cooperative written notice at least thirty-six (36) months prior to such transfer. Such notice shall be irrevocable unless the Cooperative and the consumer mutually agree to void the revocation.

ISSUED BY:

Michael McWaters
 Executive V.P./CEO
EFFECTIVE 04/01/2015

Special Provisions (Continued):

8. Service under this rate schedule is not available if all or a part of the consumer's load is designated by the appropriate government agency for use at a public shelter during periods of emergency or natural disaster.
9. To minimize the frequency and duration of interruptions required under this rate schedule, Seminole will attempt to purchase additional power and energy, if available, from sources outside its system during periods for which interruption would otherwise be required. The Cooperative or its designee will also attempt to notify any consumer, desirous of such notice, in advance when such purchases are imminent or as soon as practical thereafter where advance notice is not feasible. Similar notification will be provided upon termination of such purchases. Any energy associated with interruptible loads used during these periods will be subject to the additional charges set forth in the second paragraph of this provision. Consumers may avoid these higher charges by interrupting their usage during such periods pursuant to the third paragraph of this Special Provision No. 9. In the event a consumer elects not to interrupt during such periods described above, the consumer will be required to pay an additional charge, in lieu of the otherwise applicable energy charges provided hereunder, based on the consumer's proportionate share of the higher cost of such purchased power, plus 4.0 mills per kWh, for all consumption during such period. The cost of such purchased energy shall be based on the incremental energy cost incurred by Seminole for the hour in which purchases are made to avoid interruption. If, for any reason during such period, the consumer is notified that the energy purchased from outside sources is no longer available, the terms of this Special Provision will cease to apply and interruption will be required for the remainder of such period.
10. Any consumer who establishes a billing demand of less than 500 kW in any of the 12 billing periods preceding May 1, 2002, shall be advised by the Cooperative that the minimum billing demand of 500 kW would not apply in the event the consumer exercises Special Provision No. 7 of this rate.

ISSUED BY:

Michael McWaters
Executive V.P./CEO

EFFECTIVE 04/01/2015

SUWANNEE VALLEY ELECTRIC COOPERATIVE, INC.

INTERRUPTIBLE SERVICE TIME-OF-USE (INT-TOU)

AVAILABILITY:

Available throughout the area served by Cooperative, subject to the rules and regulations of the Cooperative.

APPLICABILITY:

At the consumer's option, where the consumer's average billing demand is 500 kW or more, where service may be interrupted by the Cooperative, or its designee, and for which the Cooperative has been able to acquire wholesale interruptible service from Seminole Electric Cooperative, Inc. ("Seminole") under its Rate Schedule INT-2.

CHARACTER AND CONDITIONS OF SERVICE:

Multi-phase, 60 Hertz, at the Cooperative's standard available voltage. Resale of service or standby service is not available hereunder.

LIMITATION:

1. The delivery point shall be the point of attachment of Cooperative's facilities to consumer's facilities unless otherwise specified in the contract for service. All wiring, pole lines, and other electric equipment (except metering equipment) on the load side of the delivery point shall be owned and maintained by the consumer.
2. Subject to the execution of a written contract for electric service between the Cooperative and the consumer, if applicable.

MONTHLY RATE:

| | | |
|-------------------------------|---------------------------|--------------------------|
| Consumer Charge: | | |
| Secondary Metering Voltage | \$ 308 292.00 | per month |
| Primary Metering Voltage | \$ 45 733.00 | per month |
| Transmission Metering Voltage | \$ 1,09 237.00 | per month |
| Demand Charge: | | |
| Base Demand | \$ 4.36 17 | per kW of Base Demand |
| On-Peak Demand | \$ 7.376 30 | per kW of On-Peak Demand |
| Interruptible Demand Credit | \$ 11.70 | per kW of LFA Demand |

Monthly Rate (Continued):**Energy Charge:**

| | | |
|----------|------------|---------|
| On-Peak | \$ 0.08775 | per kWh |
| Off-Peak | \$ 0.05876 | per kWh |

DEFINITION OF ON-PEAK AND OFF-PEAK PERIODS:

The designated On-Peak Periods expressed in terms of prevailing clock time shall be as follows:

(1) For the calendar months of November through March:

Monday through Friday*: 6:00 a.m. to 10:00 a.m., and 6:00 p.m. to 10:00 p.m.

(2) For the calendar months of April through October:

Monday through Friday*: 12:00 Noon to 9:00 p.m.

* The following general holidays shall be excluded from the On-Peak Periods: New Year's Day, Memorial Day, Independence Day, Labor Day, Thanksgiving Day, and Christmas. In the event the holiday occurs on a Saturday or Sunday, the adjacent weekday shall be excluded from the On-Peak Periods. The designated Off-Peak Periods shall be all periods other than the designated On-Peak Periods set forth above.

MINIMUM CHARGE:

The minimum specified in a contract for service.

ENERGY COST ADJUSTMENTS:

The On-Peak Energy Charge contained in the above Rate provision is subject to increase or decrease each month by an amount per kilowatt-hour determined as follows:

$$\text{On-Peak ECA} = \{(D \div K) - 0.0764\} \div 0.96$$

Where:

On-Peak ECA = Energy Cost Adjustment charge per On-Peak kWh

D = The total On-Peak energy-related charges billed to the Cooperative by Seminole for service hereunder during the month for which the bill is rendered, excluding the charges billed under Special Provision 9.

K = The total-On-Peak kilowatt-hours billed to the Cooperative by Seminole for service hereunder during the month for which the bill is rendered, excluding kilowatt-hours billed under Special Provision 9.

ISSUED BY:

Michael McWaters
Executive V.P./CEO

EFFECTIVE 04/01/2015

Energy Cost Adjustment (Continued)

The Off-Peak Energy Charge contained in the above Rate provision is subject to increase or decrease each month by an amount per kilowatt-hour determined as follows:

$$\text{Off-Peak ECA} = \{(B \div H) - 0.0475\} \div 0.96$$

Where:

Off-Peak ECA = Energy Cost Adjustment charge per On-Peak kWh

B = The total Off-Peak energy-related charges billed to the Cooperative by Seminole for service hereunder during the month for which the bill is rendered, excluding the charges billed under Special Provision 9.

H = The total Off-Peak kilowatt-hours billed to the Cooperative by Seminole for service hereunder during the month for which the bill is rendered, excluding kilowatt-hours billed under Special Provision 9.

DETERMINATION OF FACILITIES INVESTMENT:

A charge based on the total dollar investment in electric plant facilities installed by the Cooperative (including any net replacements or additions that may be made from time to time) specifically for providing service herein times a negotiated carrying cost factor.

DETERMINATION OF BILLING DEMANDS:

The Base Demand shall be the maximum 30-minute demand established by the consumer during the month for which the bill is rendered, but not less than 500 kW.

The On-Peak Demand shall be the maximum 30-minute demand established by the consumer during the designated On-Peak Period for the month for which the bill is rendered.

DETERMINATION OF LOAD FACTOR ADJUSTED DEMAND ("LFA DEMAND"):

The Load Factor Adjusted Demand ("LFA Demand") shall be the product of the consumers Base Demand and the consumers Billing Load Factor. Billing Load Factor is defined as the ratio of; a) kWh and b) Base Demand times the number of hours in the billing period.

DELIVERY VOLTAGE CREDIT:

When the consumer takes service under this rate at a delivery voltage above standard distribution secondary voltage, the Demand Charge in the above Rate provision shall be subject to the following credit:

| | |
|--|----------------------------------|
| For Distribution Primary Delivery voltage: | \$ 1.19 per kW of Billing Demand |
| For Transmission Delivery Voltage: | \$ 5.95 per kW of Billing Demand |

METERING VOLTAGE

The Metering voltage stated in the above Rate provision shall be the voltage at which Seminole meters the Consumer's load for service rendered hereunder.

METERING VOLTAGE ADJUSTMENT:

Metering voltage will be at the option of the Cooperative or its designee. When the Cooperative or its designee meters at a voltage above distribution secondary, the appropriate following reduction factor shall apply to Demand Charges, Interruptible Demand Credit, and Delivery Voltage Credit hereunder:

| <u>Metering Voltage</u> | <u>Reduction Factor</u> |
|-------------------------|-------------------------|
| Distribution Primary | 1.0% |
| Transmission | 2.0% |

WHOLESALE COST RECOVERY ADJUSTMENT:

Existing consumers of the Cooperative that switch to service provided herein may be subject to a Wholesale Cost Recovery Adjustment, at the discretion of the Cooperative. The purpose of the Wholesale cost recovery Adjustment is to reimburse the Cooperative for any legacy costs associated with serving consumer under the standard Seminole tariff.

ADJUSTMENT FOR LOSSES:

The demand (kW) and energy (kWh) metered by the Cooperative shall be adjusted to compensate for the estimated line and transformation losses back to the wholesale point of delivery.

ESTIMATED BILLING:

To the extent that any of the information required to determine the consumer's monthly bill is not available at the time of billing, bills will be rendered using estimates of said information, with such estimates being based upon actual and all known pertinent facts. Differences between billings based on actual and estimated billing information shall be subsequently trued up.

TAX ADJUSTMENTS:

Amount computed at the above monthly rate shall be subject to any applicable taxes, assessments, fees, and/or surcharges legally imposed by any governmental authority.

TERMS OF PAYMENT:

The above rates are net and all bills are due and payable when rendered. In the event the current monthly bill is not paid within 20 days from the date of the bill, the member's service will be subject to being discontinued five days after the 20th day.

ISSUED BY: Michael McWaters EFFECTIVE 01/01/2018
Executive V.P./CEO

METER AND CONTROL EQUIPMENT:

The Cooperative, or its designee, shall provide the consumer with the necessary metering equipment for measuring interruptible service, as well as equipment required for control of interruptions. Metering equipment shall include time interval demand recording and shall be equipped for remote meter reading over dial-up telephone service from Seminole. The responsibility for the installation and maintenance of metering and control equipment owned by the Cooperative or its designee shall be set forth in the Service Agreement. The Cooperative shall read meters monthly, or cause meters to be read monthly. The Cooperative or its designee shall test and calibrate meters, or shall cause such meters to be tested and calibrated, by comparison with accurate standards at intervals of twelve (12) months. The Cooperative or its designee shall also make or cause to be made special meter tests at any time at the consumer's request. The costs of all tests shall be borne by the Cooperative provided, however, that if any special meter test made at the consumer's request shall disclose that the meters are recording accurately. The consumer shall reimburse the Cooperative for the cost of such test. Meters registering not more than two percent (2%) above or below normal shall be deemed to be accurate. The readings of any meter which shall have been disclosed by test to be inaccurate shall be corrected for the thirty (30) days previous to such test in accordance with the percentage of inaccuracy found by such test. If any meter shall fail to register for any period, the Cooperative and the consumer shall agree as to the amount of power and energy furnished during such period and the Cooperative shall render a bill therefore.

MISCELLANEOUS:

In addition to all other rates and charges stated herein, the consumer shall reimburse the Cooperative for all charges billed to the Cooperative by Seminole any other costs specifically pertaining to service rendered under this rate schedule.

SPECIAL PROVISIONS:

1. Interruptible service under this rate schedule is not subject to interruption during any time period for economic reasons. Interruptible service hereunder is subject to interruption as provided in Special Provision No. 2 and No. 3 of this rate schedule and during any time period that electric power and energy delivered hereunder from Seminole's available generating and firm purchased capacity resources are inadequate to a) maintain service to Seminole's firm power consumers and firm power sales commitments or b) supply emergency interchange service to another utility to meet its firm load obligations. Seminole will not make new off-system purchases during such periods to maintain service to interruptible loads served hereunder, except under the conditions set forth in Special Provision No.9 of this rate schedule. If such off-system power and energy can be purchased, the terms of Special Provision No. 9 will apply and a period of required interruption will not be deemed to exist while such power and energy remain available.

ISSUED BY:

Michael McWaters
Executive V.P./CEO

EFFECTIVE 04/01/2015

Special Provisions (Continued):

2. The consumer agrees to allow the Cooperative, or its designee, to interrupt the consumer's power requirements during each period of required interruption upon notice by the Cooperative, or its designee. Such periods of required interruption will normally occur during periods of capacity shortages on the Cooperative's wholesale power supplier's system; however, other operating contingencies may result in such requests at other times. The Cooperative, or its designee, will endeavor to provide the consumer thirty (30) minutes advance notice of an anticipated need for interruption. However, interruption may occur without notice if operating contingency requires interruption. The Cooperative, or its designee, shall have the right to require one additional interruption each calendar year irrespective of capacity availability or operating conditions. The Cooperative, or its designee, shall give the consumer notice of such test.
3. Service under this schedule shall commence following the date the required equipment (e.g., metering, remote terminal units, and control equipment) is installed. Before commencement of service, the Cooperative, or its designee, shall exercise an interruption for purposes of testing the consumer's ability to interrupt his load within thirty (30) minutes of such notification, or for testing the Cooperative's, or its designee's, equipment.
4. If the consumer interferes with the required equipment installed by the Cooperative, or its designee, as referenced in the Meter and Control Equipment provision herein such that the consumer's load is not interrupted upon request during the billing period, the consumer will be billed additional charges for all billing periods from the most recent prior period of required interruption through the current billing period, not to exceed a total of 12 billing periods. The amount of such additional charges shall be equal to the charges billed to the Cooperative by Seminole as a result of the consumer's failure to interrupt service as required herein.
5. If the consumer increases his power requirements in any manner that requires the Cooperative or Seminole to install additional facilities for the specific use of the consumer, a new Term of Service may be required at the Cooperative's option.
6. The Cooperative will furnish service under this rate schedule at a single voltage. Any equipment to supply additional voltages or any additional facilities for the use of the consumer shall be furnished and maintained by consumer. At its option, the Cooperative may furnish, install and maintain such additional equipment upon request of the consumer, in which even the installed cost of such additional equipment will be included in the facilities Investment defined herein.
7. ~~7.~~ Service under this rate schedule shall be for a minimum initial term of five years from the commencement of service, and shall continue thereafter until terminated by either party by written notice sixty days prior to termination. Consumers taking service under this interruptible rate schedule who desire to transfer to a firm rate schedule will be required to give the Cooperative written notice at least thirty-six (36) months prior to such transfer. Such notice shall be irrevocable unless the Cooperative and the consumer mutually agree to void the revocation.

Special Provisions (Continued):

8. Service under this rate schedule is not available if all or a part of the consumer's load is designated by the appropriate government agency for use at a public shelter during periods of emergency or natural disaster.
9. To minimize the frequency and duration of interruptions required under this rate schedule, Seminole will attempt to purchase additional power and energy, if available, from sources outside its system during periods for which interruption would otherwise be required. The Cooperative or its designee will also attempt to notify any consumer, desirous of such notice, in advance when such purchases are imminent or as soon as practical thereafter where advance notice is not feasible. Similar notification will be provided upon termination of such purchases. Any energy associated with interruptible loads used during these periods will be subject to the additional charges set forth in the second paragraph of this provision. Consumers may avoid these higher charges by interrupting their usage during such periods pursuant to the third paragraph of this Special Provision No. 9. In the event a consumer elects not to interrupt during such periods described above, the consumer will be required to pay an additional charge, in lieu of the otherwise applicable energy charges provided hereunder, based on the consumer's proportionate share of the higher cost of such purchased power, plus 4.0 mills per kWh, for all consumption during such period. The cost of such purchased energy shall be based on the incremental energy cost incurred by Seminole for the hour in which purchases are made to avoid interruption. If, for any reason during such period, the consumer is notified that the energy purchased from outside sources is no longer available, the terms of this Special Provision will cease to apply and interruption will be required for the remainder of such period.
10. Any consumer who establishes a billing demand of less than 500 kW in any of the 12 billing periods preceding May 1, 2002, shall be advised by the Cooperative that the minimum billing demand of 500 kW would not apply in the event the consumer exercises Special Provision No. 7 of this rate.

This Page intentionally left blank

Subject: Line Extension
Policy Number 205.00
Issue Date: April 1, 2002
Revised Date: November 26, 2019 (Effective January 1, 2020)

~~SIXTH REVISED SHEET NO. 15.0~~
~~CANCELING FIFTH SHEET NO. 15.0~~

~~SUWANNEE VALLEY ELECTRIC COOPERATIVE, INC.~~
~~BOARD POLICY~~

EFFECTIVE DATE April 1, 2011 POLICY NUMBER 205
SUPERSEDES April 1, 2002 DATED April 1, 2011
SUBJECT Line Extension PAGE 1 of 3
POLICY NO. 205

I. ~~PURPOSE:~~ The purpose of this policy is to establish a uniform procedure by which Suwannee Valley Electric Cooperative, Inc., will calculate the amount payable by members who require extensions of distribution facilities in order to receive electric service.

II. ~~DEFINITIONS:~~

- A. ~~"Job cost"~~ means the actual cost of providing the specified extension facilities, calculated after the extension is completed, or the estimated cost of providing the specified facilities before the extension is commenced.
- B. ~~"Permanent residence"~~ shall mean a permanent structure in which the member actually resides or intends to reside in the immediate future on a full time basis located on lands owned of record by such member. The structure must be permanently attached to the land. A copy of the recorded deed and an affidavit to establish intent of permanent residency may be required by the Cooperative.
- C. ~~"Other Service"~~ shall include all those services other than "permanent residence" or "temporary service".
- D. ~~"Temporary Service"~~ shall mean the electrical service to a location where the facility served shall be removed after a limited period of time, ie.; construction power, portable buildings, movable agricultural facilities, dredging, excavation, equipment testing, Christmas tree lots, fairs, circuses, concerts, etc.

III. ~~POLICY:~~

- A. ~~Service to a permanent residence:~~ the Cooperative will extend its Overhead facilities up to 1,200 feet at no cost to the applicant; for Underground facilities the applicant will pay to Cooperative the cost difference between Overhead and Underground facilities up to 1,200; for extensions greater than 1,200 feet the applicant will pay the Cooperative 100 percent of the cost associated to facilities greater than 1,200 feet.
- B. ~~For other service:~~ the Cooperative will credit to the applicant three times the annual expected revenue (demand and energy) less expected wholesale power cost associated to applicant's proposed service. The credit will be applied to the job cost estimate. There is no cost to the applicant, when the credit exceeds the job cost.
- C. ~~Temporary service:~~ the applicant is required to pay the Cooperative for the cost of installation labor, removal labor, and non-salvageable materials necessary to provide temporary service.
- D. ~~All payments to the Cooperative for the cost of service~~ are required to be made in full prior to construction of

IV. DETERMINING ROUTE AND RIGHT OF WAY.

The Cooperative shall determine the route of service to the member in the most effective manner. The necessary right of way shall be secured without charge to the Cooperative.

V. MISCELLANEOUS.

Extensions made by the Cooperative shall be and remain permanently the property of the Cooperative.

VI.

A statement of this extension policy shall be filed by this Cooperative as part of its tariffs. This policy shall have uniform application and shall be nondiscriminatory.

Issued by: _____ Effective 4/01/2011

General Manager

~~This Page intentionally left blank~~

Purpose: The purpose of this policy is to establish a uniform procedure by which Suwannee Valley Electric Cooperative, Inc. (Cooperative), will calculate the amount payable by consumer-members who require extension of Cooperative facilities to receive electric service.

Definitions:

- A. Job cost - actual cost of providing specified extension facilities, calculated after extension is completed, or estimated cost of providing specified facilities before the extension is constructed.
- B. Permanent residence - a permanent structure in which consumer-member resides and is located on lands owned by consumer-member. Structure must be permanently attached to land. A copy of the recorded deed and/or an affidavit to establish intent of permanent residency may be required by Cooperative.
- C. Temporary - electrical service to a location where facility served shall be removed after a limited period of time, i.e.; construction power, portable buildings, movable agricultural facilities, dredging, excavation, equipment testing, Christmas tree lots, fairs, circuses, concerts, etc.
- D. Primary service – Cooperative's 25 kV facilities.
- E. Service drop – Cooperative's 600 V facilities from Cooperative's service transformer to consumer-member's meter installation.
- F. Other service – all electrical services not classified as permanent residence or temporary service.

Policy:

A. Primary service to a permanent residence:

- 1. Cooperative will extend its 25 kV overhead facilities up to 1,200 feet at no cost to consumer-member.
- 2. At request of consumer-member, Cooperative will extend its 25 kV underground facilities for primary service. For underground facilities, consumer-member will pay Cooperative the cost difference between 25 kV overhead and 25 kV underground facilities up to 1,200 feet; for 25 kV extensions greater than 1,200 feet consumer-member will pay Cooperative 100 percent of cost associated with extending facilities greater than 1,200 feet.

Issued by: Michael McWaters
Executive V.P./CEO

Effective 04/01/2020

- B. Service drop to a permanent residence: Cooperative requires service drops to be installed via underground construction. Consumer-member's responsibilities are outlined in Meter & Service Specifications Guide.
- C. For other services: Cooperative will credit to consumer-member three times annual expected revenue (demand and energy) less expected wholesale power cost associated with consumer-member's proposed service. This credit will be applied to job cost. Cooperative's standard service is for service drop to be installed via underground construction. Consumer-member's responsibilities are outlined in Meter & Service Specifications Guide.
1. If consumer-member requests an overhead service drop, Cooperative will provide overhead service drop up to 50 feet, beyond 50 feet the consumer-member will install underground construction. Consumer-member's responsibilities are outlined in Meter & Service Specification Guide.
- D. Temporary service: Cooperative shall charge the following fees, charges, and assessments for extending service to temporary or non-permanent electric services:
1. No fee or assessment charged where service may be extended with service drop and without the necessity of setting additional primary service poles.
 2. If an additional primary pole(s) is required, consumer-member will be billed for cost of work less reusable material as determined by Cooperative's engineering department.
- E. Outdoor Lighting (OL): Cooperative shall charge the following for extending service for OL:
1. No fee is charged where OL service may be extended utilizing existing poles, transformers and spans of wire.
 2. If OL service requires installation of poles, transformers or spans of wire, a fee will be charged for required poles, transformers or spans of wire as determined by Cooperative's engineering department.
- F. All fees assessed under this policy will be applied as Contribution in Aid to Construction (CIAC). Payments to the Cooperative for CIAC are required to be made in full prior to construction of service. Payments made to the Cooperative for CIAC are generally non-refundable. SVEC, at its sole discretion, may refund CIAC when extreme circumstances beyond consumer-member's control arise forcing consumer-member to cancel job request prior to construction commencing.

Determining Route and Right-of-Way:

Cooperative shall determine preferred route of service to consumer-member. Any necessary right-of-way easements shall be secured without charge to Cooperative. Consumer-member will provide clear right-of-way (per Cooperative's specifications) at no cost to Cooperative.

Miscellaneous:

Extensions made by Cooperative shall be and permanently remain property of Cooperative.

Filing:

This policy shall be filed by Cooperative as part of its tariffs, shall have uniform application and shall be nondiscriminatory.

SUWANNEE VALLEY ELECTRIC COOPERATIVE, INC.

This Page intentionally left blank

This Page intentionally left blank

Subject: LIABILITY LIMITS
Number 119.00
Issue Date: 6/23/87
2010

P———Policy

Continuity of Service: The Cooperative will use reasonable diligence at all times to provide continuous service at the agreed nominal voltage, and shall not be liable to the Member-Consumer for the complete or partial failure or interruption of service, or for fluctuations in voltage, resulting from causes beyond its control or through the ordinary negligence of its employees, servants, or agents, nor shall the Cooperative be liable for the direct or indirect consequences of interruptions or curtailments made in accordance with the provisions of its rate schedules for interruptible, curtailable and load management service. The Cooperative shall not be liable for any act or omission caused directly or indirectly by strikes, labor troubles, accidents, litigation, shutdowns for repairs or adjustments, interference by Federal, State, or Municipal governments, acts of God, or other causes beyond its control.

Priority of Curtailment: In an emergency, the Cooperative may interrupt, curtail, or suspend electric service to all or some of its Member-Consumers; provided the Cooperative is acting in good faith and exercising reasonable care and diligence, the selection by the Cooperative of the Member-Consumers to be interrupted, curtailed, or suspended shall be conclusive on all parties concerned, and the Cooperative shall not be held liable with respect to any such interruption, curtailment, or suspension.

Restoration of Service: In the event of an interruption, curtailment or suspension of electric service from any cause, the Cooperative reserves the right to solely determine the method of restoration of service and in establishing the priority of restoration within the shortest time practicable consistent with safety. The Cooperative shall not be held to be default of rendering adequate electric service because of the Cooperative's preservation of system integrity for priority in the restoration of Member-Consumer service.

Notification of Interruptions: Whenever service is interrupted, curtailed, or suspended for the purpose of performing planned construction work on lines or equipment, the work shall be done at a time, if at all practicable, which will cause the least inconvenience to the Member-Consumers, and the Cooperative may attempt to notify in advance (except in cases of emergency) those Member-Consumers who the Cooperative knows may be affected.

Indemnification by Member-Consumer: The member-consumer shall indemnify, hold harmless and defend the Cooperative from and against any and all liability, proceedings, suits, costs or expense for loss, damage, death or injury to persons or property, in any manner directly or indirectly connected with, or growing out of the use or disposition of electricity by the Member-Consumer at or on the Member-Consumer's side of the Point of Delivery, unless such loss, damage, death or injury shall result from the sole negligence of the Cooperative

A statement of this policy shall be filed by the Cooperative as part of its tariff.—~~BOARD POLICY~~

~~EFFECTIVE DATE April 1, 2011 POLICY NUMBER 209.1~~

~~SUPERSEDES February 1, 2009 DATED April 1, 2011~~

~~SUBJECT Residential Security Deposits~~

~~PURPOSE: To require payment of membership and connect fees and the posting of security deposits.~~

~~POLICY: It shall be the policy of the Board of Trustees to require a security deposit sufficient to reasonably protect the Cooperative against financial loss in the sale of electricity to its members subject to the following provisions:~~

~~1. FEES AND SECURITY DEPOSITS - NEW RESIDENTIAL ACCOUNTS~~

~~A. Definition of Residence: Residence shall mean a structure in which the member actually resides or intends to reside in the immediate future on a fulltime basis.~~

~~B. Amount of Fees and Deposits (Owner): An applicant for electric service to a residence shall be required to post a minimum security deposit of \$250.00. The applicant shall pay a membership fee and a connect service charge. The deposit and membership fee are refundable upon termination of service and full payment of all amounts owed to the Cooperative. The connect service charge is a non-refundable charge. The membership fee, service charge and security deposit shall be paid prior to the applicant receiving service.~~

~~C. Amount of Fees and Deposits (Renter): An applicant for electric service to a rented residence shall be required to post a security deposit of \$500.00. The Applicant shall pay a membership and a service charge. The deposit and membership fee are refundable upon termination of service and full payment of all amounts owed to the Cooperative. The connect service charge is a non-refundable charge. The membership fee, service charge and security deposit shall be paid prior to the applicant receiving service.~~

~~D. Amount of Fees and Deposits for Existing Members in Good Standing: Existing members shall not be required to pay a security deposit, if during the most recent twelve (12) months, the applicant had the same type of service, and has not been disconnected for non-payment, has had no check payable to the Cooperative dishonored, has not been responsible for any meter tampering or current diversion, and has not otherwise violated any rules or policies of the Cooperative.~~

E. Minimum Deposit After Disconnection of Residential Service for Non-Payment of Bill:

If the electric service of a member shall be disconnected for non-payment of a delinquent electric bill, then:

1. ~~The first time a member has electric service disconnected for non-payment, the member shall be required to pay an increase in the security deposit to equal \$300.00. An exception will be made if the member has had the same type of service with the Cooperative for a period of 10 years or more, and during the most recent 12 months, has had no check payable to the Cooperative dishonored, has not been responsible for meter tampering or current diversion, and has not otherwise violated any rules or policies of the Cooperative, then the member shall not be required to pay an increase in their security deposit.~~

2. ~~The second or subsequent time a member's electric service is disconnected for non-payment, the security deposit will be reviewed and will be increased as needed to equal \$300.00, or 2 1/4 times the average bill of the past twelve (12) months of billing history at the service location, whichever is greater.~~

2. Deposit Refunds:

~~If a residential member is not delinquent for twelve (12) consecutive months, then the deposit shall be refunded.~~

3. Pre-paid Accounts:

~~An applicant who is on a designated Pre-paid rate will only be required to have a \$25.00 security deposit on file. This applies to renter occupants and owner occupants. Part (F) of this policy does not apply to Pre-paid accounts. Pre-paid deposits will be kept until the account is closed.~~

4. PERIODIC REVIEW OF PAYMENT AND CREDIT HISTORY OF ACTIVE RESIDENTIAL ACCOUNTS:

~~Every active account will be reviewed anytime that three (3) cut-off tickets are printed or one (1) check payable to the Cooperative is dishonored in the most recent twelve (12) month period. The account will be reviewed again, if in the same twelve-month period, five (5) cut-off tickets are~~

~~C. Establishment of Credit for New Non-Residential Account: A deposit will not be required if the applicant has been a consumer of any electric utility, and the new service is of the same type service as that with the previous supplier, and their payment and credit history shows a satisfactory record for the most recent twelve (12) months. During the most recent twelve (12) months, the applicant has been delinquent in payment not more than one time of any obligation to the electric utility, has not appeared on any cutoff list of the electric utility, has had no check payable to the electric utility dishonored, has not been responsible for any meter tampering or current diversion, and has not otherwise violated any rules or policies of the electric utility.~~

~~D. Minimum Deposit After Disconnection of Non-Residential Service for Non-Payment of Bill:~~

~~If the electric service of a member shall be disconnected for non-payment of a delinquent electric bill, then:~~

- ~~1. The first time a member's electric service is disconnected within any twelve (12) month period, the member shall be required to increase the security deposit to an amount equal to two and one half (2½) times the average monthly electric bill, but not less than \$200.00.~~
- ~~2. The second time a member's electric service is disconnected, the member shall be required to increase his security deposit, if two and one half (2½) times the average monthly electric bill is greater than the existing security deposit.~~

~~The member's electric service shall not be restored until such additional deposit as required is paid, and such additional sums are paid as necessary to place all outstanding accounts of the member in a current status.~~

~~3. PERIODIC REVIEW OF PAYMENT AND CREDIT HISTORY OF ACTIVE ACCOUNTS~~

~~A. Every active residential account will be reviewed anytime that three (3) cut-off tickets are printed or one (1) check payable to the Cooperative is dishonored in the most recent twelve (12) month period, and, if in the same twelve month period, five (5) cut-off tickets are printed or two (2) checks payable to the Cooperative are dishonored.~~

- ~~1. If no security deposit exists, the member shall be required to post a security deposit equal to the \$200.00 security deposit minimum. If in the same twelve month period, five (5) cut-off tickets are printed or two (2) checks payable to the Cooperative are dishonored, the member shall be required to post a security deposit equal to two and one half (2½) times the monthly average bill, but not less than \$200.00.~~

Failure to pay any increase in the security deposit may result in the member's electric service being disconnected.

The member's electric service shall not be restored until he shall post such additional deposit as required herein and pay such additional sums as necessary to place all outstanding accounts of the member in a current status.

4. ~~RECONNECT FEE FOR EXISTING MEMBER'S INACTIVE ACCOUNT:~~ If a member who is current in his payment to the Cooperative shall request that his service be disconnected with the intention that the service will be reconnected at a later time for either electric service or security lights, the member shall pay a charge of \$15.00 for reconnection during regular working hours, and \$40.00 if other than regular working hours.

5. ~~REDUCTION OF DEPOSIT:~~ If the deposit of any member has been increased as provided by this policy and the member shall thereafter be current in the payment of their electric account for twelve (12) consecutive months, then the member may request in writing a reduction in the security deposit to the minimum security deposit currently in effect for their rate type.

6. ~~SECURITY DEPOSIT IS NOT ADVANCE PAYMENT OF ELECTRIC BILL:~~ Security deposits shall not be deemed to be an advance payment of electric bills and are not to be applied to members' accounts until service is discontinued.

7. ~~INTEREST:~~ All security deposits held by SVEC shall earn interest at a rate as determined by the Board of Trustees, from time to time. Such interest shall be credited to the member's account and paid to the member as a reduction in the bill for electric service on a semi-annual basis.

8. ~~EFFECTIVE DATE:~~ This policy adopted December 30, 2003, and shall become effective January 1, 2004.

9. ~~TARIFF POLICY:~~ A statement of this policy shall be filed by this Cooperative as part of its tariffs. This policy shall have uniform application and be nondiscriminatory.

Issued by: _____ Effective: 1/1/2004
Executive Vice President/CEO