




Earle School District

Annual Public Meeting – Welcome

October 1, 2019



The Commissioner of Education assumed authority over the Earle School District on November 6, 2017. The Commissioner of Education acts in lieu of a local school board until such time that a school board is reinstated.



Stephens Financial Analysis

- Year Ended June 30:
- 2019
- BEGINNING BALANCE \$ 575,447.17
- Source of Revenues
- Local Revenues 16,372.53
- Revenues From County and Other School Districts 1,286,662.74
- State Revenues 3,213,836.89
- Unrestricted Federal Revenues 0.00
- Non-revenue Receipts, Net Transfers and Adult Education Revenue 1,503,078.89
- Total Available Funds 6,595,398.22



Stephens Financial Analysis

- Use of Revenues
- Expenditures from Salary Fund 2,533,359.34
- Expenditures from Operating Fund 3,005,999.27
- Expenditures for Debt Service 560,002.35
- Total Expenditures 6,099,360.96
- ENDING BALANCE \$ 496,037.26



General Information

The mission of the Earle School District is to create a positive learning environment of high expectations, rigor, and intensive support in which each student is able to achieve academic success.

- **Current Enrollment: 487**
- **Arkansas State University Mid-South**
 - Concurrent Students – 44 students: 41 CTE and 3 General Education
- **Staff: 51**
 - **37 Licensed**
 - **6.5 - Emergency Teaching Permit**
 - **4.5 - Long Term Substitutes**
 - **3.0 - Alternative Licensure Plan**
- **Classified Staff: 41**
- **Accreditation Status: Fully Accredited**




Facilities – Master Plan

- Projects
 - Completed - New Elementary School – August 2019
 - Slated for demolition
 - Old PreK
 - Future projects
 - High School Roof
 - Elementary Gym Room
 - Elementary Cafeteria HVAC
 - Paving the high school parking lot



District Academic Priorities

- Increase reading achievement of students
 - Increase math achievement of students
 - Establish strong professional learning communities in buildings
- 



Federal Funds - Allocations

- Title I - \$531,829
 - Use: Salaries, software, supplemental materials, after school instruction parent involvement, flexible furnishings, professional development
- Title II-A - \$32,303
 - Use: Tuition, professional development
- Title IV - \$38,891
 - Use: Safe and drug free schools, PBIS, materials, and supplies
- Title V - \$10,558
 - Use: Technical support, supplies
- Title VI-B - \$153,930
 - Use: Special education



Categorical Funds

□ ALE - \$2110

□ ESA- \$806,912

○ Use: Portion of some salaries; instructional materials; parent involvement; technology, after school tutoring

Professional Development - \$14,093

○ Use: Teacher training

□ Declining Enrollment - \$140,567

○ Use: Portion for bus lease

□ Enhanced Transportation - \$54,471

○ Use: Bus leases



Parent and Community Engagement

- Partnerships
 - City of Earle
 - East Arkansas Family Health Center
 - Earle Alumni Association Cardinal Club
 - Earle Youth Athletic Association

We were awarded the TAP Grant of \$25,000. We began the activities of this grant during the summer months as the city is acting as the sponsor and advisor and we are gratefully for this partnership. Additionally, the city and district have collaboratively employed a resource officer for the elementary building.



District Testing

- **NWEA K-2**
 - Administered to our Kindergarten, first and second graders. This test measures a student's growth in math, reading and language
- **Act Aspire 3rd-10th**
 - Tests students' grades, readiness in English, Math, Science and Reading
- **ELPA 21** English Language Proficiency Assessment
 - Tests students in their readiness in English language proficiency
- **DLM** Dynamic Learning Map
 - Measures what students with significant cognitive disabilities know and can do
- **ACT** given free to all 11th graders
 - Measures high school students' general educational development and their capabilities to complete college level work

Test Score Information

- Earle Elementary School

Grades K-2

Dibels - Fall 2019 Assessment

Grade Level	# of Students/ % of intensive support	# of Students % of strategic support	# of Students % on Grade Level
Kindergarten	15/42=36%	5/42= 12%	22/42 =52%
First Grade	4/30=13%	6/30=20%	20/30 =67%
Second Grade	13/31=42%	8/31=26%	10/31 =32%

NWEA - Spring 2019 Results:

Grade Level	# Students Tested	Subject	# of Students/ % on Grade Level
Kindergarten	33	Reading	7/33 =21%
	31	Math	11/31= 35%
First Grade	32	Reading	5/32 =16%
	32	Math	5/3 =16%
Second Grade	32	Reading	4/32 =12%
	32	Math	3/32=9%
	32	Language	5/32 =16%

Grades 3-6

Dibels - Fall 2019 Assessment

Grade Level	# of Students/ % of intensive support/	# of Students/ % of strategic support	# of Students % on Grade Level
Third Grade	20/31=65%	2/31=6%	9/31 =29%
Fourth Grade	9/31=29%	11/31=35%	11/31 = 35%
Fifth Grade	16/43=37%	8/43=19%	19/43= 44%
Sixth Grade	7/34=21%	12/34=35%	15/34 =44%

ACT Aspire - Spring 2019 Results:

Grade Level	# Students Tested	Subject	# of students/ % scoring Exceeding, Ready, Close
Third Grade	33	Reading	6/33 =18%
	33	Math	24/33 =73%
	33	Science	8/33 = 24%
Fourth Grade	46	Reading	20/46 = 43%
	46	Math	24/46 = 52%
	46	Science	8/46 =17%
Fifth Grade	35	Reading	10/35 =29%
	35	Math	32/35 = 91 %
	35	Science	13/35 = 37%
Sixth Grade	32	Reading	10/32 = 31%
	32	Math	27/32 = 84%
	32	Science	11/32 = 34%

Corrective Actions to Improve Learning

- Earle Elementary School

- **Positive Behavioral Interventions & Support (PBIS)**

- Evidence-based framework for developing positive behavior

- **Morning Movement Breaks**

- We begin the day as a building team in the gym, providing time for us to set our climate for the day, time for students to be social and physically active as a means to release energy before starting their day in the classroom.
- Teachers provide a movement break every 20-30 minutes in their classroom, embedded in their lesson

- **Mindfulness**

- This is a quiet time for kids to refocus while transitioning from one place to another throughout the building.


- **WIN Block**

- (Wednesdays) Early dismissal at 1 p.m.
- Students that are working at below benchmark are working with teachers on skills for literacy and math.



Highlights

- Earle Elementary School

- Moved into new elementary building
 - Allocated time for interventions, remediation, and enrichment
 - Implemented improved technology
 - Have a 95.26 attendance rate to date
- 

Test Score Information

- Earle High School

ACT Aspire Proficiency Comparisons for 2018 and 2019

Grade(s)	English		Reading		Science		Math	
	2018	2019	2018	2019	2018	2019	2018	2019
Overall	41%	39%	12%	16%	9%	12%	8%	7%
7th	65%	69%	22%	14%	19%	17%	25%	10%
8th	40%	50%	14%	43%	2%	25%	5%	14%
9th	46%	12%	7%	7%	7%	2%	2%	0%
10th	38%	39%	6%	10%	10%	8%	6%	5%



Corrective Actions to Improve Learning

- Earle High School

- ❑ Backward design model will be used to develop units of learning and corresponding assessments
- ❑ Leadership team will continue training in the Multi-Tiered System of Support (MTSS) to ensure each student is receiving personalized support in alignment with their Student Success Plan (SSP)
- ❑ Curriculum for Literacy and Math will be aligned using the purchased Critical Concepts Scales from Marzano Research
- ❑ Partner with Crowley's Ridge ESC to provide support for teachers in ELA, Math, and Science
- ❑ Continue to build capacity and work toward full implementation of Positive Behavior Interventions and Support (PBIS) model
- ❑ Use TESA inspired peer observations to see if teachers' instructional goals are being accomplished
- ❑ Utilize Virtual Arkansas certified teachers to facilitate courses to satisfy credit requirements and Act 1280 in areas certified teachers cannot be secured at the district level



Highlights

- Earle High School

- Increased systems for support for students and teachers, such as Discipline Committee, Student Success Committee, Attendance Committee, Safety Committee, Data Committee, Positive Behavior Intervention Strategies Committee, Teacher Incentive/Recognition Committee.
- Allocated time for interventions, remediation, and enrichment
- Continuation of Student Government Association to increase student voice, develop leadership skills, and promote inclusive decision making
- Increased opportunities for student participation in clubs, such as the Book Club, Modeling Club, STEAM Club, and History Club.



Highlights

- District Technology

- **The following items and services have been or will be implemented:**
 - A fully-functional wireless internet and network switching system for the new elementary building
 - There are 16 wireless access points and 4 networking switches installed throughout the elementary building
 - A fiber optic cable running from the district office to the new elementary building that is capable of carrying 10Gbps of data
 - Secures a federal ERate grant to implement a new network and wired infrastructure at the high school
 - Consists of ten 48-port network switches, 30 wireless access points, and 84 new networking data drops
 - **30** VOIP phones throughout the district with voicemail/email service
 - **30** Promethean interactive whiteboards with chrome boxes
 - **60** Dell laptop computers with 2 mobile carts



Goals for the Future

- Students reading on grade level
 - All teachers fully certified
 - High student engagement
 - Positive behavior
 - Increased enrollment
 - Positive environment and a healthy culture
- 