






Day 9

Name: _____


Weekly Language Review - Q2:1

Date: _____

Monday	Tuesday	Wednesday	Thursday
<p>Add ending punctuation to the sentence.</p> <p>I would like to read a new book tonight</p>	<p>Is the underlined noun singular or plural?</p> <p>What <u>movie</u> do you want to watch?</p>	<p>Add ending punctuation to the sentence.</p> <p>Hey, wait for me</p>	<p>Underline the nouns in the sentence.</p> <p>Angie and her sister are in the house.</p>
<p>Is the underlined verb past, present, or future tense?</p> <p>The dog <u>runs</u> around every day.</p>	<p>Write an adjective to describe the puppy.</p> 	<p>Underline the verbs in the sentence.</p> <p>I buttoned my shirt and tied my shoes.</p>	<p>Circle the adjective in the sentence.</p> <p>There are ten kids on the playground</p>
<p>Circle the words that need to be capitalized.</p> <p>we want to see <u>the lion king</u> on Broadway.</p>	<p>Which word could be found on this page of a dictionary?</p> <div style="border: 1px solid black; padding: 2px; text-align: center;"> bean bone </div> <p style="text-align: center;">bump binder baby</p>	<p>Circle the words that need to be capitalized.</p> <p>i went shopping at home depot for some new plants.</p>	<p>Which definition matches the underlined word?</p> <div style="border: 1px solid black; padding: 2px; font-size: small;"> bow (<i>bo</i>) <i>noun</i>. 1. a knot tied with two loops (<i>bou</i>) <i>verb</i>. 2. to bend the head or upper part of the body. </div> <p>I put a big <u>bow</u> on the birthday present.</p>
<p>Circle the compound words.</p> <p>stable horseback pony galloping nightmare horseshoes</p>	<p>Which compound word means <i>shoes a horse wears</i>?</p>	<p>Add <i>side</i> before or after each word to form a compound word.</p> <p>_____ river _____</p> <p>_____ ways _____</p> <p>_____ out _____</p>	<p>Which of the compound words means <i>land along the side of a river</i>?</p>
<p>What does the underlined word mean? Use the clues in the sentence to help you.</p> <p>She was <u>flabbergasted</u>, or shocked, when she won first place in the art contest.</p>	<p>Highlight the clue that helped you find the meaning of the word flabbergasted.</p> <p>She was <u>flabbergasted</u>, or shocked, when she won first place in the art contest.</p>	<p>What does the underlined word mean? Use the clues in the sentence to help you.</p> <p>She tried to <u>conceal</u> her face by hiding behind big sunglasses.</p>	<p>Highlight the clue that helped you find the meaning of the word conceal.</p> <p>She tried to <u>conceal</u> her face by hiding behind big sunglasses.</p>
<p>Fill in the missing plural noun.</p>  <p style="text-align: center;">one puppy</p> <p>two _____</p>	<p>Fill in the missing plural noun.</p>  <p style="text-align: center;">one foot</p> <p>two _____</p>	<p>Fill in the missing plural noun.</p>  <p style="text-align: center;">one mouse</p> <p>two _____</p>	<p>Fill in the missing plural noun.</p>  <p style="text-align: center;">one fish</p> <p>two _____</p>


Name _____

1. Read the text 3 times. Color a star after each time you read.




At the Zoo

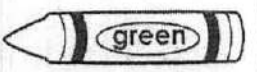
Little Ben is at the Zoo. His mom is at the zoo, too. They see a giraffe. The giraffe has a long neck. They see three monkeys. The monkeys are funny. They see a tiger. The tiger can run fast.



2. Answer each question in a complete sentence and color the evidence in the text.

A. Where is Ben? 

B. Who is at the zoo with Ben? 

C. How many monkeys do Ben and his mom see? 




name: _____



COLOR BY SIGHT WORDS

any by his put were



The illustration features a central girl with a smiling face and two pigtails. She is surrounded by large, overlapping leaf-like shapes. The words 'any', 'by', 'his', 'put', and 'were' are printed in various orientations and sizes within these shapes, creating a word search or coloring activity. The words are scattered across the entire scene, including the girl's face and the leaves.

Name: _____

Date: _____ # _____



Add:

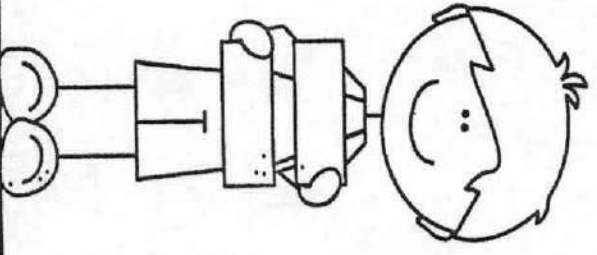
1. $7 + 11 = \underline{\quad}$

2. $9 + 7 = \underline{\quad}$

Subtract:

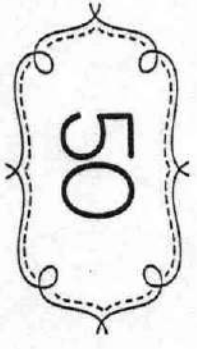
3. $17 - 8 = \underline{\quad}$

4. $11 - 3 = \underline{\quad}$




5. Is the equation true or false?
 $4 + 3 = 2 + 6$

6. What number is 10 more?



7. Is the shape cut into thirds or fourths?

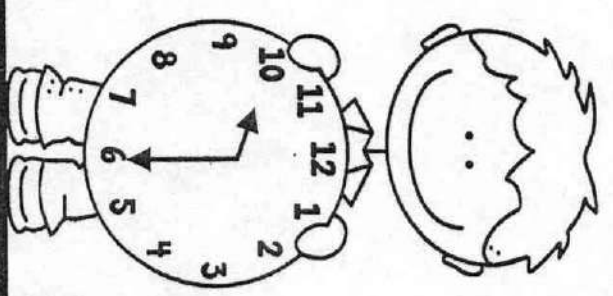


8. The class has 19 students. The room has 16 desks. How many more desks do they need?

9. How many boys are in the class?

Students in the Class	
girls	### ###
boys	### ##

10. What time is it?



#	answer
1	
2	
3	
4	
5	
6	
7	
8	
9	
10	

Name: _____

Count by 25s

Count by 25s and fill in the missing numbers on the number lines.

