

Kindergarten

Name _____

Snow

Day

Work

Day #4

Walnut Ridge Elementary

Alternative Method of Instruction Verification Form

Day 1 _____ **Day 2** _____ **Day 3** _____ **Day 4** _____ **Day 5** _____

This form certifies that your child completed work for the designated day. This will allow your child to receive attendance credit for this day. In the event it is not completed, your child will receive an unexcused absence.

My child, _____ completed all work assigned for Day _____.

My child also worked on the following website:

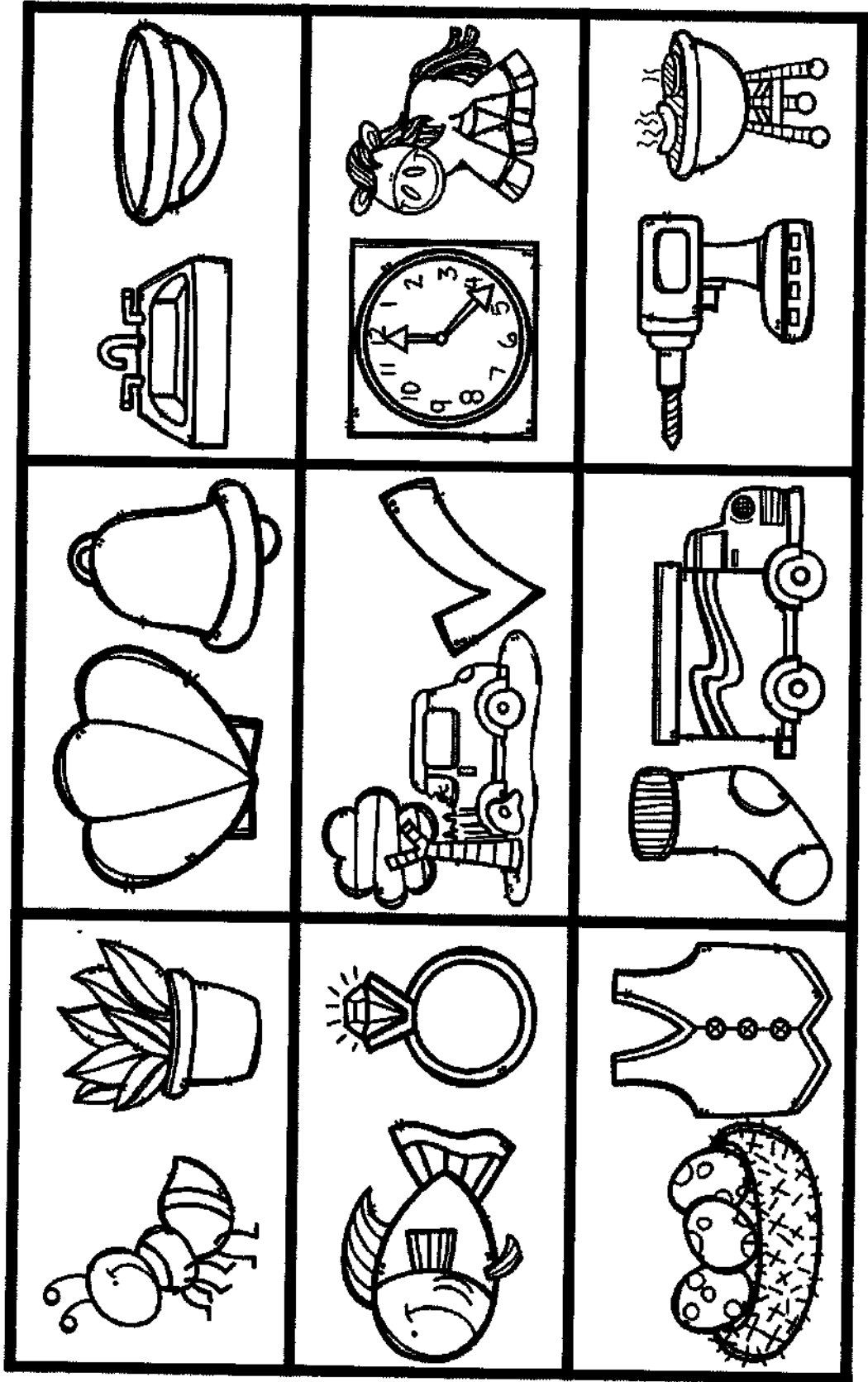
_____.

Parent's Signature _____ **Date** _____

Color the Rhyme

Name: _____

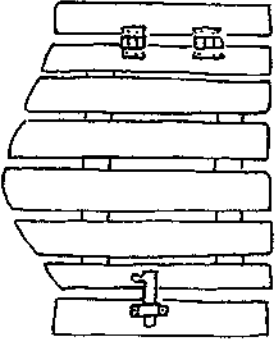


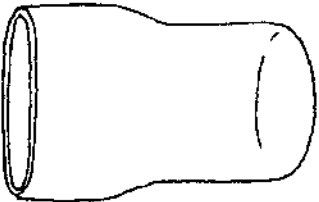




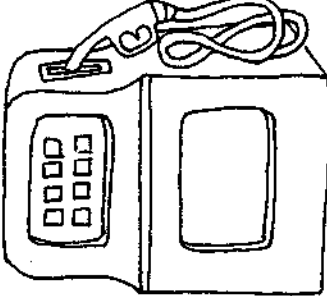
Color the pictures that rhyme.



Practice Page 16

Unit 3 (G), Lesson 3

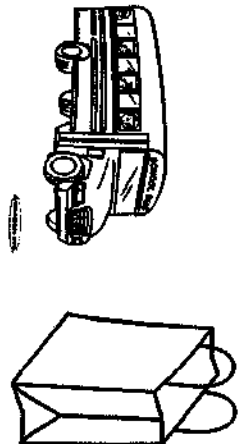


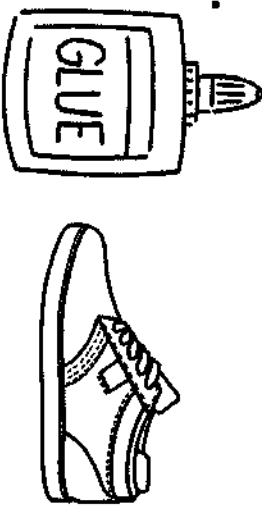


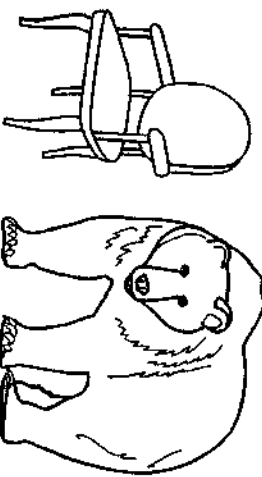








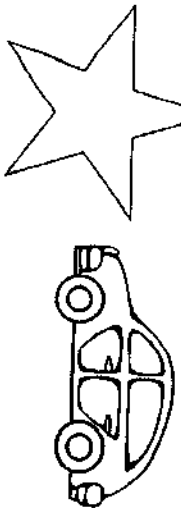


Name _____

 <p>_____</p> <p>_____</p>	 <p>_____</p> <p>_____</p>	 <p>_____</p> <p>_____</p>
 <p>_____</p> <p>_____</p>	 <p>_____</p> <p>_____</p>	 <p>_____</p> <p>_____</p>
 <p>_____</p> <p>_____</p>	 <p>_____</p> <p>_____</p>	 <p>_____</p> <p>_____</p>

Family: Your child traced lowercase g and then wrote lowercase g next to items whose names begin with the sound heard at the beginning of Golly. He marked an X next to items that do not begin with that sound.

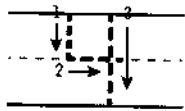
Name

Color the happy face if the words rhyme. Color the sad face if the words do not rhyme.

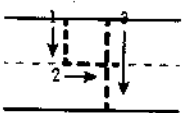
1. 	 
2. 	 
3. 	 
4. 	 
5. 	 
6. 	 

Find Number Partners for 4—Repeated Reasoning

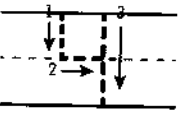
Name _____



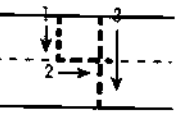
0 and



1 and



2 and



3 and

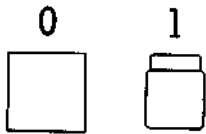
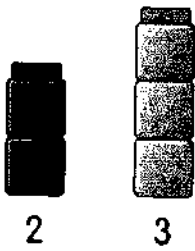
Guide children to write pairs of numbers that make 4. Have children trace the 4. Then ask them to write the missing number that is used to make 4 in each picture.

Talk About It How does the first number in the number pair change from row to row? How does the second number change from row to row?

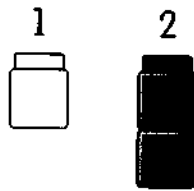
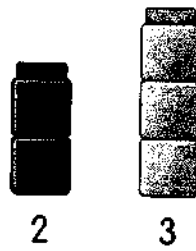
Number Pairs Within 5

Name _____

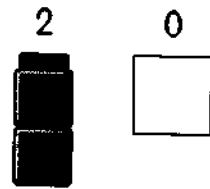
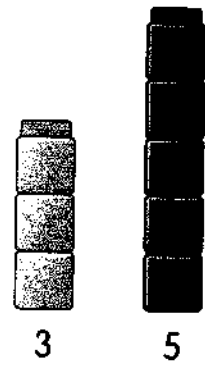
3



4



5



Guide children to draw lines that connect pieces at the top to pieces at the bottom to make trains of 3, 4, and 5.

Name _____

Date _____



a b c d e f g h i

j k l m n o p q r

s t u v w x y z

• • • • e • • h •

j k l • • • • q •

• • u v w x y z


by A.R. Thompson

Weather Watcher Report

Date: _____

Reporter: _____

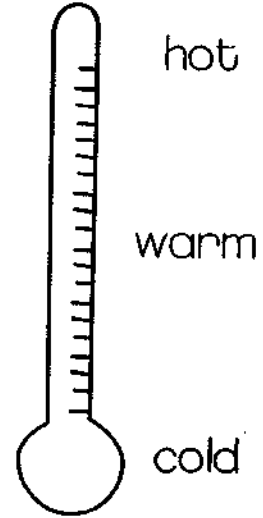
This is what it
looks like outside
my window today!



The season is:



Today it feels
(color the thermometer)



3 words to describe
the weather today:

1. _____

2. _____

3. _____

An activity I definitely could not
do today is _____
because _____