

Kindergarten

Name _____

Snow

Day

Work

Day #3

Walnut Ridge Elementary

Alternative Method of Instruction Verification Form

Day 1 _____ **Day 2** _____ **Day 3** _____ **Day 4** _____ **Day 5** _____

This form certifies that your child completed work for the designated day. This will allow your child to receive attendance credit for this day. In the event it is not completed, your child will receive an unexcused absence.

My child, _____ completed all work assigned for Day _____.

My child also worked on the following website:

_____.

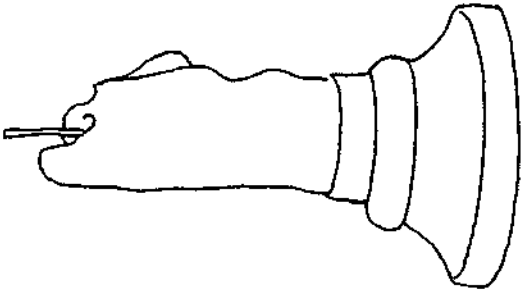
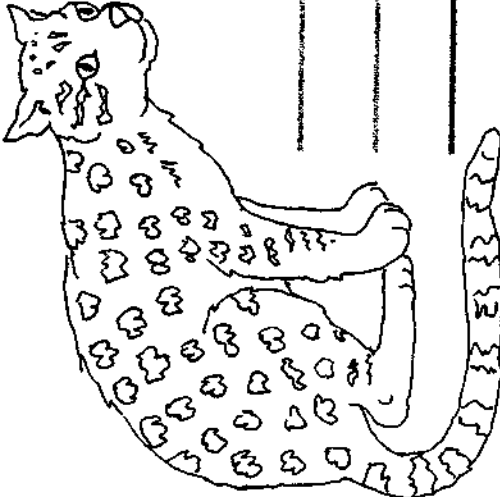

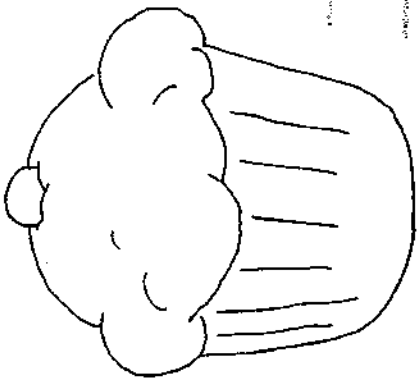
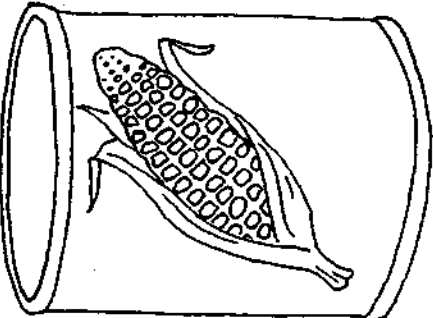

Parent's Signature _____ **Date** _____

Practice Page 13

Unit 2 (O), Lesson 6

Reproducible Page © Zaner-Bloser, Inc.

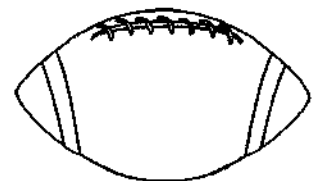
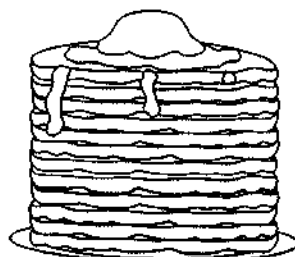
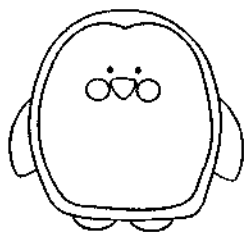

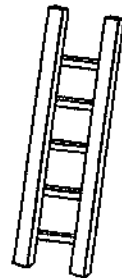
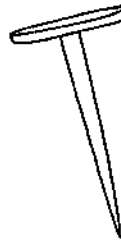




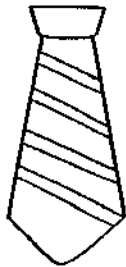




Name _____

 <p>_____</p> <p>_____</p>	 <p>_____</p> <p>_____</p>	 <p>_____</p> <p>_____</p>
 <p>_____</p> <p>_____</p>	 <p>_____</p> <p>_____</p>	 <p>_____</p> <p>_____</p>

Family: Your child wrote lowercase c next to items whose names begin with the sound heard at the beginning of Cass and lowercase o next to items whose names begin with the sound heard at the beginning of Oswald.

Name _____


Directions: Color the pictures that have the same beginning sound




Name

Color the happy face if the words rhyme. Color the sad face if the words do not rhyme.

1

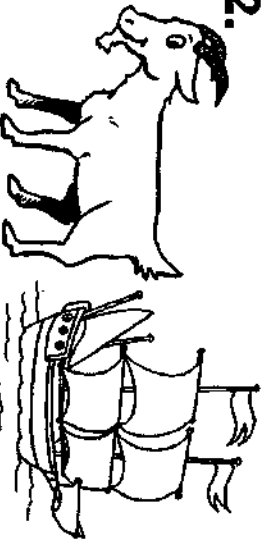


A tree and a bee.

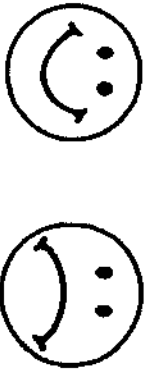


Two faces: a happy face and a sad face.

2.

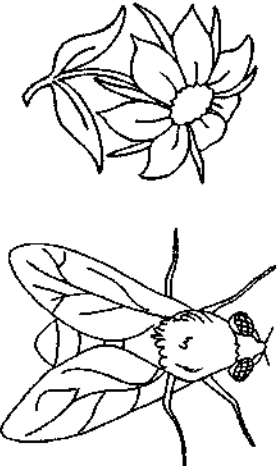


A dog and a boat.




Two faces: a happy face and a sad face.

3.

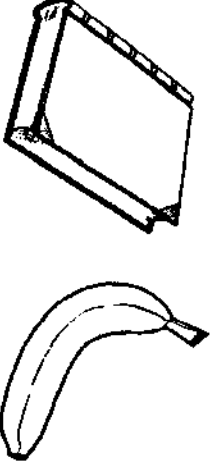


A flower and a fly.




Two faces: a happy face and a sad face.

4.




A book and a banana.




Two faces: a happy face and a sad face.

5.

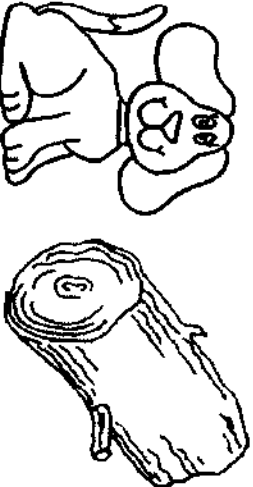


A bear and a bat.




Two faces: a happy face and a sad face.

6.



A dog and a log.



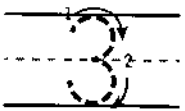
Two faces: a happy face and a sad face.

Find Number Partners for 3—Repeated Reasoning

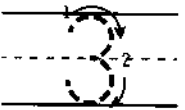
Name _____



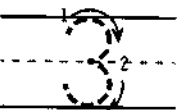
0 and _____



1 and _____



2 and _____



3 and _____

Guide children to write pairs of numbers that make 3. Have children trace the 3. Then ask them to write the missing number that is used to make 3 in each picture.

Talk About It How does the first number in the number pair change from row to row? How does the second number change from row to row?

Number Pairs of 4 and 5

Name _____

4

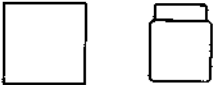


4

3

0

1



5



5


4

1

0



5

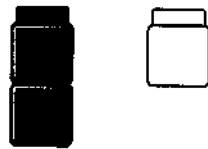


3

4

2

1



Guide children to draw lines that connect pieces at the top to pieces at the bottom to make trains of 4 and 5.

Name: _____

Fill in the missing uppercase letters.

