

Name \_\_\_\_\_ Second Grade

**AMI  
Day  
Work**

**Day #9**

**Walnut Ridge Elementary**

**Alternative Method of Instruction Verification Form**

**Day 6** \_\_\_\_\_ **Day 7** \_\_\_\_\_ **Day 8** \_\_\_\_\_ **Day 9**  \_\_\_\_\_ **Day 10** \_\_\_\_\_

**This form certifies that your child completed work for the designated day. This will allow your child to receive attendance credit for this day. In the event it is not completed, your child will receive an unexcused absence.**

**My child, \_\_\_\_\_ completed all work assigned for Day \_\_\_\_\_.**

**My child also worked on the following website:**

\_\_\_\_\_.

**Parent's Signature** \_\_\_\_\_ **Date** \_\_\_\_\_

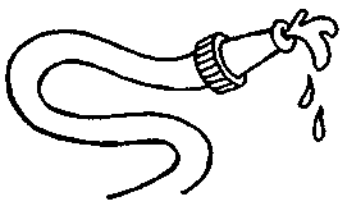







# Long Vowel Review

**Directions:** Say the name of each picture. Circle the letter that makes the long vowel sound within each word.

1.  a e i o u	2.  a e i o u	3.  a e i o u
4.  a e i o u	5.  a e i o u	6.  a e i o u
7.  a e i o u	8.  a e i o u	9.  a e i o u
10.  a e i o u	11.  a e i o u	12.  a e i o u
13.  a e i o u	14.  a e i o u	15.  a e i o u

# Unit Review

**Directions:** Say the name of each picture. Fill in the bubble beside its long vowel sound.

<p>1.</p>  <p><input type="radio"/> a <input type="radio"/> e <input type="radio"/> i <input type="radio"/> o <input type="radio"/> u</p>	<p>2.</p>  <p><input type="radio"/> a <input type="radio"/> e <input type="radio"/> i <input type="radio"/> o <input type="radio"/> u</p>
<p>3.</p>  <p><input type="radio"/> a <input type="radio"/> e <input type="radio"/> i <input type="radio"/> o <input type="radio"/> u</p>	<p>4.</p>  <p><input type="radio"/> a <input type="radio"/> e <input type="radio"/> i <input type="radio"/> o <input type="radio"/> u</p>
<p>5.</p>  <p><input type="radio"/> a <input type="radio"/> e <input type="radio"/> i <input type="radio"/> o <input type="radio"/> u</p>	<p>6.</p>  <p><input type="radio"/> a <input type="radio"/> e <input type="radio"/> i <input type="radio"/> o <input type="radio"/> u</p>
<p>7.</p>  <p><input type="radio"/> a <input type="radio"/> e <input type="radio"/> i <input type="radio"/> o <input type="radio"/> u</p>	<p>8.</p>  <p><input type="radio"/> a <input type="radio"/> e <input type="radio"/> i <input type="radio"/> o <input type="radio"/> u</p>

# Save My Cat!

by ReadWorks



Brad's cat Mittens was stuck in a tree.

"How will we get him down?" asked Brad.

"You can climb up the trunk," said Lakeisha.

"There are no low branches," said Brad. "How will I hold on?"

"You can use a rope," said Angelo.

"How will I tie it?" asked Brad.

Then Brad's dad came with a ladder. "A ladder makes climbing easier and safe," said Brad's dad. "I will go up carefully and save your cat."

A few minutes later, one happy cat was safe on the ground.

Name: \_\_\_\_\_ Date: \_\_\_\_\_

1. Who is Mittens?

- A. Lakeisha's cat
- B. Brad's cat
- C. Brad's friend

2. What is Brad's problem at the beginning of this passage?

- A. His cat Mittens is stuck in a tree.
- B. He has no one to play with.
- C. He doesn't know how to climb a tree.

3. Brad's cat Mittens was brought safely on the ground. Which sentence from the passage shows this is true?

- A. "A ladder makes climbing easier and safer," said Brad's dad.
- B. "How will we get him down?" asked Brad.
- C. A few minutes later, one happy cat was safe on the ground.

4. What is "Save My Cat!" mostly about?

- A. ladder safety
- B. how to rescue a cat stuck in a tree
- C. three friends playing outside

5. How did Lakeisha and Angelo think Brad should rescue Mittens?

---

---

---

---

---

---

---

---

6. What did you learn from "Save My Cat!"?

---

---

---

---

---

---

---

---

**7. Class Discussion Question:** Explain whether Brad's dad's idea to use a ladder was a good one. Use evidence from the text to support your answer.

---

---

---

---

---

---

---

---

**8. Draw a picture of Brad's dad rescuing Mittens.**



Day 9

Name \_\_\_\_\_



edHelper.com

Date \_\_\_\_\_

## Addition and Subtraction

Write the sum or difference.

1. $\begin{array}{r} 45 \\ - 8 \\ \hline \end{array}$	2. $\begin{array}{r} 4 \\ + 6 \\ \hline \end{array}$	3. $\begin{array}{r} 98 \\ - 9 \\ \hline \end{array}$	4. $\begin{array}{r} 4 \\ + 89 \\ \hline \end{array}$	5. $\begin{array}{r} 35 \\ + 6 \\ \hline \end{array}$
6. $\begin{array}{r} 87 \\ + 5 \\ \hline \end{array}$	7. $\begin{array}{r} 82 \\ - 8 \\ \hline \end{array}$	8. $\begin{array}{r} 30 \\ - 7 \\ \hline \end{array}$	9. $\begin{array}{r} 63 \\ - 9 \\ \hline \end{array}$	10. $\begin{array}{r} 97 \\ - 8 \\ \hline \end{array}$
11. $\begin{array}{r} 3 \\ + 68 \\ \hline \end{array}$	12. $\begin{array}{r} 5 \\ + 88 \\ \hline \end{array}$	13. $\begin{array}{r} 11 \\ - 9 \\ \hline \end{array}$	14. $\begin{array}{r} 9 \\ + 32 \\ \hline \end{array}$	15. $\begin{array}{r} 60 \\ - 4 \\ \hline \end{array}$
16. $\begin{array}{r} 15 \\ - 6 \\ \hline \end{array}$	17. $\begin{array}{r} 8 \\ + 8 \\ \hline \end{array}$	18. $\begin{array}{r} 53 \\ - 7 \\ \hline \end{array}$	19. $\begin{array}{r} 9 \\ + 23 \\ \hline \end{array}$	20. $\begin{array}{r} 31 \\ - 2 \\ \hline \end{array}$
21. $\begin{array}{r} 84 \\ - 8 \\ \hline \end{array}$	22. $\begin{array}{r} 54 \\ - 7 \\ \hline \end{array}$	23. $\begin{array}{r} 42 \\ + 9 \\ \hline \end{array}$	24. $\begin{array}{r} 8 \\ + 5 \\ \hline \end{array}$	25. $\begin{array}{r} 47 \\ - 9 \\ \hline \end{array}$

