

Name _____ Second Grade

**AMI
Day
Work**

Day #6

Walnut Ridge Elementary

Alternative Method of Instruction Verification Form

Day 6 **Day 7** _____ **Day 8** _____ **Day 9** _____ **Day 10** _____

This form certifies that your child completed work for the designated day. This will allow your child to receive attendance credit for this day. In the event it is not completed, your child will receive an unexcused absence.

My child, _____ completed all work assigned for Day _____.

My child also worked on the following website:

_____.

Parent's Signature _____ **Date** _____

r-Controlled Vowels

Directions: Complete each sentence with an r-controlled word. Print the word on the line.

RULE

An r after a vowel makes the vowel sound different from the usual short or long sound. You can hear the ar sound in *star* or *park*.

1. Bart wants to get a _____.
far car tar

2. He will _____ a part-time job.
star stark start

3. He will work on a _____.
farm far harm

4. He will clean the _____.
bard bart barn



5. It will be _____.
harp hard hart

6. Bart will need strong _____.
harms farms arms

7. He will work until _____.
dark dart darn

8. He will save his money in a large _____.
far bark jar

9. When he buys his car, he will feel like a _____!
garb star yarn



r-Controlled Vowels


Directions: Read each word. Look at the vowel followed by the letter r. Print the word in the correct box.

ar 

or 

| | | | | | | | | | | | | | | | | | | | | | | | | | | | | | | | | | | | | | |
|--|-------|------|------|-------|------|------|------|-------|-------|------|-------|-----|-------|-----|-------|------|-------|-----|------|------|-----|-------|------|------|---|------|--|--|--|--|--|--|--|--|--|--|--|
| <table border="0"> <tr> <td>sir</td> <td>card</td> </tr> <tr> <td>purr</td> <td>verse</td> </tr> <tr> <td>form</td> <td>over</td> </tr> <tr> <td>dart</td> <td>chirp</td> </tr> <tr> <td>first</td> <td>turn</td> </tr> <tr> <td>storm</td> <td>far</td> </tr> <tr> <td>burst</td> <td>fir</td> </tr> <tr> <td>store</td> <td>perk</td> </tr> <tr> <td>torch</td> <td>fur</td> </tr> <tr> <td>burn</td> <td>sort</td> </tr> <tr> <td>her</td> <td>serve</td> </tr> <tr> <td>dirt</td> <td>bark</td> </tr> </table> | sir | card | purr | verse | form | over | dart | chirp | first | turn | storm | far | burst | fir | store | perk | torch | fur | burn | sort | her | serve | dirt | bark | <table border="1"> <tr> <td>dart</td> <td></td> </tr> <tr> <td></td> <td></td> </tr> <tr> <td></td> <td></td> </tr> <tr> <td></td> <td></td> </tr> <tr> <td></td> <td></td> </tr> <tr> <td></td> <td></td> </tr> </table> | dart | | | | | | | | | | | |
| sir | card | | | | | | | | | | | | | | | | | | | | | | | | | | | | | | | | | | | | |
| purr | verse | | | | | | | | | | | | | | | | | | | | | | | | | | | | | | | | | | | | |
| form | over | | | | | | | | | | | | | | | | | | | | | | | | | | | | | | | | | | | | |
| dart | chirp | | | | | | | | | | | | | | | | | | | | | | | | | | | | | | | | | | | | |
| first | turn | | | | | | | | | | | | | | | | | | | | | | | | | | | | | | | | | | | | |
| storm | far | | | | | | | | | | | | | | | | | | | | | | | | | | | | | | | | | | | | |
| burst | fir | | | | | | | | | | | | | | | | | | | | | | | | | | | | | | | | | | | | |
| store | perk | | | | | | | | | | | | | | | | | | | | | | | | | | | | | | | | | | | | |
| torch | fur | | | | | | | | | | | | | | | | | | | | | | | | | | | | | | | | | | | | |
| burn | sort | | | | | | | | | | | | | | | | | | | | | | | | | | | | | | | | | | | | |
| her | serve | | | | | | | | | | | | | | | | | | | | | | | | | | | | | | | | | | | | |
| dirt | bark | | | | | | | | | | | | | | | | | | | | | | | | | | | | | | | | | | | | |
| dart | | | | | | | | | | | | | | | | | | | | | | | | | | | | | | | | | | | | | |
| | | | | | | | | | | | | | | | | | | | | | | | | | | | | | | | | | | | | | |
| | | | | | | | | | | | | | | | | | | | | | | | | | | | | | | | | | | | | | |
| | | | | | | | | | | | | | | | | | | | | | | | | | | | | | | | | | | | | | |
| | | | | | | | | | | | | | | | | | | | | | | | | | | | | | | | | | | | | | |
| | | | | | | | | | | | | | | | | | | | | | | | | | | | | | | | | | | | | | |

ir 

er 

ur 

| | | |
|--|--|--|
| | | |
| | | |
| | | |
| | | |
| | | |

Henry's Homework Folder

by ReadWorks



Henry has a problem. He keeps forgetting his red homework folder. Sometimes he leaves it in the classroom. Sometimes he leaves it at home.

His teacher Mr. Lopez is not happy. Henry has forgotten the red folder three times this week.

Henry looks at his big blue binder and gets an idea. He asks his father for the hole puncher. His father helps him punch three holes in the side of the red folder. Henry puts the red folder in his blue binder.

He always has his blue binder with him. Now he will always have his red homework folder too.

Name: _____ Date: _____

1. What is Henry's problem?

- A. He keeps forgetting his homework folder.
- B. He needs a hole puncher.
- C. He doesn't like his teacher.

2. Who is the main character in this passage?

- A. Henry
- B. Mr. Lopez
- C. Henry's father

3. Now, Henry will always have his red homework folder. Which information from the passage shows this is true?

- A. Henry asks his father for the hole puncher.
- B. Henry puts his homework folder in a binder that he always has with him.
- C. Henry gets an idea when he looks at his big blue binder.

4. What is "Henry's Homework Folder" mostly about?

- A. why Mr. Lopez is not happy
- B. the different folders and binders Henry has
- C. how Henry figures out a way to not forget his homework folder

5. Henry solves his problem by putting his red homework folder in which place?

6. What did you learn from "Henry's Homework Folder"?

7. Class Discussion Question: Explain how looking at his big blue binder helps Henry solve his problem.

8. Draw a picture of Henry solving his homework folder problem.

Day 6

Name _____



edHelper.com

Date _____

Addition and Subtraction

Write the sum or difference.

| | | | | |
|--|--|--|--|--|
| 1. $\begin{array}{r} 72 \\ + 8 \\ \hline \end{array}$ | 2. $\begin{array}{r} 11 \\ - 9 \\ \hline \end{array}$ | 3. $\begin{array}{r} 47 \\ - 9 \\ \hline \end{array}$ | 4. $\begin{array}{r} 5 \\ + 5 \\ \hline \end{array}$ | 5. $\begin{array}{r} 56 \\ + 8 \\ \hline \end{array}$ |
| 6. $\begin{array}{r} 25 \\ - 9 \\ \hline \end{array}$ | 7. $\begin{array}{r} 18 \\ - 9 \\ \hline \end{array}$ | 8. $\begin{array}{r} 5 \\ + 35 \\ \hline \end{array}$ | 9. $\begin{array}{r} 13 \\ - 5 \\ \hline \end{array}$ | 10. $\begin{array}{r} 17 \\ - 9 \\ \hline \end{array}$ |
| 11. $\begin{array}{r} 6 \\ + 19 \\ \hline \end{array}$ | 12. $\begin{array}{r} 95 \\ - 8 \\ \hline \end{array}$ | 13. $\begin{array}{r} 33 \\ + 7 \\ \hline \end{array}$ | 14. $\begin{array}{r} 29 \\ + 8 \\ \hline \end{array}$ | 15. $\begin{array}{r} 65 \\ - 6 \\ \hline \end{array}$ |
| 16. $\begin{array}{r} 74 \\ - 5 \\ \hline \end{array}$ | 17. $\begin{array}{r} 92 \\ - 7 \\ \hline \end{array}$ | 18. $\begin{array}{r} 8 \\ + 2 \\ \hline \end{array}$ | 19. $\begin{array}{r} 36 \\ - 9 \\ \hline \end{array}$ | 20. $\begin{array}{r} 81 \\ + 9 \\ \hline \end{array}$ |
| 21. $\begin{array}{r} 9 \\ + 21 \\ \hline \end{array}$ | 22. $\begin{array}{r} 42 \\ - 5 \\ \hline \end{array}$ | 23. $\begin{array}{r} 58 \\ - 9 \\ \hline \end{array}$ | 24. $\begin{array}{r} 6 \\ + 45 \\ \hline \end{array}$ | 25. $\begin{array}{r} 73 \\ + 7 \\ \hline \end{array}$ |

1. The first part of the document discusses the importance of maintaining accurate records of all transactions.

2. It is essential to ensure that all entries are supported by appropriate documentation and receipts.

3. Regular audits should be conducted to verify the accuracy of the records and to identify any discrepancies.

4. The second part of the document outlines the procedures for handling and storing financial records.

5. All records should be stored in a secure and accessible location, and should be backed up regularly.

6. The final part of the document provides a summary of the key points and offers recommendations for further action.