

Walnut Ridge Elementary

Alternative Method of Instruction Verification Form

Day 1 _____ **Day 2** _____ **Day 3** _____ **Day 4** _____ **Day 5**

This form certifies that your child completed work for the designated day. This will allow your child to receive attendance credit for this day. In the event it is not completed, your child will receive an unexcused absence.

My child, _____ completed all work assigned for Day _____.

My child also worked on the following website:

Parent's Signature _____ **Date** _____

Day 5 Instructions:

- Reading: Read the passage and complete the questions that follow.
- Math: Complete math problems.
- Science: Read the passage and complete the questions that follow.
- Writing: Complete the writing prompt with at least 5-7 sentences if not more.


Name: _____

THE PIGGY BANK: CLEVER DESIGN OR MISUNDERSTANDING?

by Kelly Hashway

Piggy banks have been around for a long time, but did you ever wonder why people thought to make their banks in the shape of a pig?

Pigs have nothing to do with money. They don't store food like a camel or a squirrel. So how did we end up using a pig as the style of a bank? Believe it or not, it happened by mistake.



During the fifteenth century, metal was very expensive. Dishes and pots were made of a type of inexpensive orange clay called pygg, which was pronounced just like pig. At this time, there weren't banks like we have today, so people would store their money at home. When people had extra coins to save, they would place them in clay jars or pots. Since the type of clay was called pygg, people referred to the jars as pygg banks. Over time this evolved into piggy banks.


After a few hundred years, people forgot that the word pygg referred to the clay the banks were made from. The English language was also changing and the word pig was more commonly used. So in the nineteenth century, when English potters began to get requests for piggy banks, they assumed their customers were asking for banks in the shape of pigs, not banks made from pygg.

Today piggy banks are made from all kinds of materials, and they also come in a variety of shapes and animals. But the term piggy bank is still used to refer to these adorable containers for loose change.

Name: _____

THE PIGGY BANK: CLEVER DESIGN OR MISUNDERSTANDING?

by Kelly Hashway



1. What is pygg?
 - a. a type of metal that was used to make banks
 - b. a type of clay that was used to make dishes and pots
 - c. a place to store money
 - d. a pink farm animal with a snout

2. Before piggy banks were invented, where did people usually store their money at home?

3. List two ways that piggy banks today are different from the ones that were made a few hundred years ago?

4. Who is most responsible for making banks in the shape of pigs?
 - a. pottery makers who worked with orange clay
 - b. pottery makers who didn't know what pygg was
 - c. customers who wanted banks with cute animal shapes
 - d. bankers who wanted something to keep people's money in


5. What type of passage is this?
 - a. non-fiction
 - b. fiction
 - c. science fiction
 - d. fable

Name: _____

THE PIGGY BANK: CLEVER DESIGN OR MISUNDERSTANDING?

Vocabulary Activity

Fill in the missing letters to create a word from the article.
Then, write the full word on the line. Be sure you spell each word correctly.



1. _ _ _ a _ _

clue: a type of soil that can be molded into different shapes when it is wet

1. _____

2. _ _ _ _ _ o u _ _ _ e d

clue: said in a certain way;
spoken correctly

2. _____

3. _ _ _ _ _ l _ _ _ _ _

clue: language spoken by people in Great Britain

3. _____

4. _ a _ _ _ _ _

clue: a desert animal that can live for long periods of time without drinking water

4. _____

5. _ e _ _ _ _ _ t s

clue: when people ask for things

5. _____

6. _ _ _ _ _ r _ _ b _ _ _ _

clue: delightful; charming

6. _____

7. _ _ _ _ _ e t _ _

clue: assortment; different types

7. _____

Name: _____

Score: _____ out of 39

Time: _____ minutes

Multiplication: 0 - 10

a.
$$\begin{array}{r} 10 \\ \times 6 \\ \hline \end{array}$$

$$\begin{array}{r} 8 \\ \times 4 \\ \hline \end{array}$$

$$\begin{array}{r} 7 \\ \times 3 \\ \hline \end{array}$$

$$\begin{array}{r} 2 \\ \times 3 \\ \hline \end{array}$$

$$\begin{array}{r} 6 \\ \times 0 \\ \hline \end{array}$$

b.
$$\begin{array}{r} 9 \\ \times 7 \\ \hline \end{array}$$

$$\begin{array}{r} 2 \\ \times 2 \\ \hline \end{array}$$

$$\begin{array}{r} 4 \\ \times 6 \\ \hline \end{array}$$

$$\begin{array}{r} 7 \\ \times 8 \\ \hline \end{array}$$

$$\begin{array}{r} 4 \\ \times 4 \\ \hline \end{array}$$



c.
$$\begin{array}{r} 10 \\ \times 8 \\ \hline \end{array}$$


$$\begin{array}{r} 7 \\ \times 6 \\ \hline \end{array}$$

$$\begin{array}{r} 9 \\ \times 5 \\ \hline \end{array}$$

$$\begin{array}{r} 6 \\ \times 6 \\ \hline \end{array}$$

$$\begin{array}{r} 7 \\ \times 4 \\ \hline \end{array}$$

$$\begin{array}{r} 10 \\ \times 10 \\ \hline \end{array}$$



d.
$$\begin{array}{r} 6 \\ \times 8 \\ \hline \end{array}$$

$$\begin{array}{r} 3 \\ \times 9 \\ \hline \end{array}$$

$$\begin{array}{r} 10 \\ \times 9 \\ \hline \end{array}$$

$$\begin{array}{r} 5 \\ \times 6 \\ \hline \end{array}$$

$$\begin{array}{r} 8 \\ \times 8 \\ \hline \end{array}$$

$$\begin{array}{r} 6 \\ \times 9 \\ \hline \end{array}$$

e.
$$\begin{array}{r} 4 \\ \times 0 \\ \hline \end{array}$$

$$\begin{array}{r} 7 \\ \times 10 \\ \hline \end{array}$$

$$\begin{array}{r} 8 \\ \times 5 \\ \hline \end{array}$$

$$\begin{array}{r} 6 \\ \times 3 \\ \hline \end{array}$$

$$\begin{array}{r} 2 \\ \times 10 \\ \hline \end{array}$$

$$\begin{array}{r} 4 \\ \times 5 \\ \hline \end{array}$$

$$\begin{array}{r} 0 \\ \times 1 \\ \hline \end{array}$$

f.
$$\begin{array}{r} 5 \\ \times 7 \\ \hline \end{array}$$

$$\begin{array}{r} 3 \\ \times 8 \\ \hline \end{array}$$

$$\begin{array}{r} 9 \\ \times 2 \\ \hline \end{array}$$



$$\begin{array}{r} 7 \\ \times 7 \\ \hline \end{array}$$

$$\begin{array}{r} 4 \\ \times 9 \\ \hline \end{array}$$

g.
$$\begin{array}{r} 3 \\ \times 10 \\ \hline \end{array}$$

$$\begin{array}{r} 8 \\ \times 9 \\ \hline \end{array}$$

$$\begin{array}{r} 9 \\ \times 9 \\ \hline \end{array}$$

$$\begin{array}{r} 1 \\ \times 10 \\ \hline \end{array}$$


$$\begin{array}{r} 3 \\ \times 4 \\ \hline \end{array}$$

Name: _____



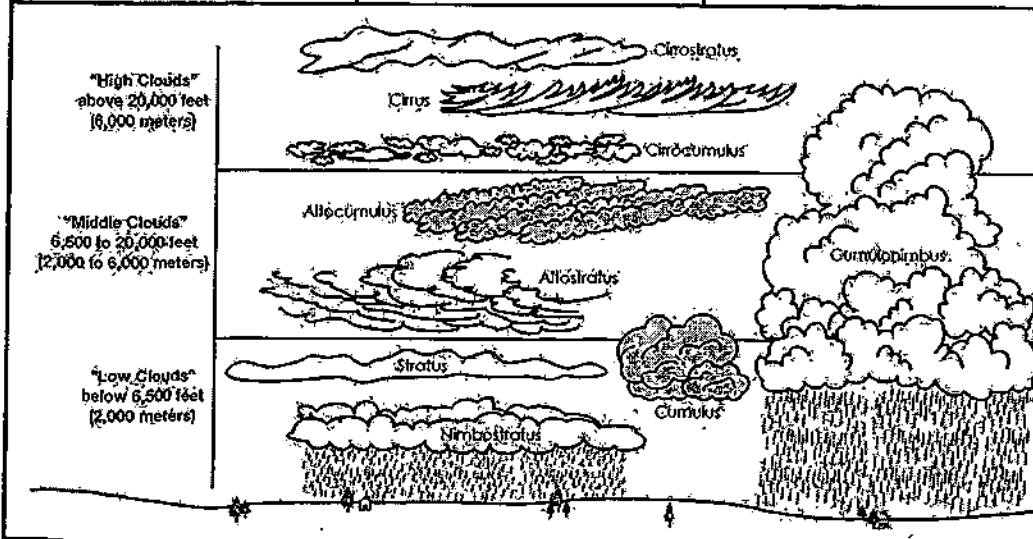
Types of Clouds

by Erin Ryan



When you look up in the sky, you realize that no two clouds look exactly alike. Clouds are formed from water vapor that condenses then clusters together in droplets. There are many different types of clouds that can be seen. The types of clouds are determined based on what they look like and how high they are in the atmosphere.

High-level Clouds	Mid-level Clouds	Low-level Clouds	Vertical Clouds
<p>High-level clouds are formed in altitudes above 20,000 feet. Because the temperatures are so cold at this elevation, these clouds are formed from ice crystals.</p> <p><u>Cirrus</u> clouds are thin and wispy clouds that are blown by high winds. They usually mean the day will have fair or pleasant weather, and follow the direction that the air moves at the altitude they are found at.</p> <p><u>Cirrostratus</u> clouds are like very thin sheets of clouds that cover large parts of the sky.</p> <p><u>Cirrocumulus</u> clouds look like small round puffs in the sky. Sometimes they are called mackerel clouds because they look similar to fish scales.</p>	<p>Mid-level clouds are found in altitudes between 6,500 to 20,000 feet. They are formed mainly of water droplets, but can also be made up of ice crystals when the temperature is cold enough.</p> <p><u>Alto cumulus</u> clouds are composed of water droplets and are gray and puffy. These clouds are usually seen on warm and humid summer mornings and are usually a sign that thunderstorms will follow later in the day.</p> <p><u>Altostratus</u> clouds are made up of ice crystals and water droplets. They can cover the entire sky and form before rain storms.</p>	<p>Low-level clouds are found below 6,500 feet and although they are mostly made up of water droplets. They can also be composed of ice particles and snow in very cold temperatures.</p> <p><u>Stratus</u> clouds are among the low-lying clouds. They are gray clouds that cover the entire sky and can be the result of very thick fog lifting in the morning.</p> <p><u>Nimbostratus</u> clouds are dark gray clouds that produce falling rain or snow.</p>	<p><u>Cumulus</u> and <u>cumulonimbus</u> clouds are both known as vertical clouds.</p> <p><u>Cumulus</u> clouds are also called fair weather clouds and look like floating cotton. They have very flat bases and are not very tall clouds. When <u>cumulus</u> clouds are first formed from droplets, they have very distinct edges, but as they move through the sky, air causes the edges to appear more ragged and broken apart.</p> <p><u>Cumulonimbus</u> clouds can take up several miles across the sky and can reach elevations of 39,000 feet or higher because of very strong updrafts in the atmosphere. Low level <u>cumulonimbus</u> clouds are made up of water droplets, but at higher elevations, they consist of ice crystals. <u>Cumulonimbus</u> clouds are the type of clouds that bring lightning, thunder, violent tornadoes and other intense weather situations.</p>




Name: _____



Types of Clouds

by Erin Ryan



1. Name the two types of low-level clouds.

2. What type of clouds are called "fair weather clouds" and look like floating cotton?

3. Name two types of clouds that are between 20,000 and 65,000 feet in the air.

4. Which type of clouds brings lightning, thunder, and tornadoes?

5. Are stratus clouds or cirrus clouds found closer to the ground?

6. What are cirrus, cirrostratus, and cirrocumulus clouds made of?

7. What type of cloud is often formed by fog lifting in the morning?

8. Why are cirrocumulus clouds sometimes called mackerel clouds?

Name: _____

Painting My Bedroom

Imagine you were a wonderful painter and your parents would let you paint anything you wanted on your bedroom walls. What would you paint? Describe what it would look like.



Name: _____

Page _____

Painting My Bedroom

Lined writing area for the story.