

Name \_\_\_\_\_

Second Grade

**Snow**

**Day**

**Work**

**Day #2**

**Walnut Ridge Elementary**

**Alternative Method of Instruction Verification Form**

**Day 1** \_\_\_\_\_ **Day 2**  **Day 3** \_\_\_\_\_ **Day 4** \_\_\_\_\_ **Day 5** \_\_\_\_\_

**This form certifies that your child completed work for the designated day. This will allow your child to receive attendance credit for this day. In the event it is not completed, your child will receive an unexcused absence.**

**My child, \_\_\_\_\_ completed all work assigned for Day \_\_\_\_\_.**

**My child also worked on the following website:**

\_\_\_\_\_.

**Parent's Signature** \_\_\_\_\_ **Date** \_\_\_\_\_

# Bridges


*What kinds of bridges are there?*

<sup>1</sup> Have you ever stepped on a stone to get across a puddle or stream? If you have, you were using a bridge.

<sup>2</sup> Bridges are different sizes and shapes. Some bridges have straight "legs," or supports, called beams. Other bridges have curved supports, called arches. Still others actually hang from strong steel ropes, or cables, that are strung above the surface of the

bridge. The cables are then attached to the land on either end of the bridge.

<sup>3</sup> Most bridges go over water, but some bridges were made to carry water. About 2,000 years ago, the Romans built this kind of bridge. One such bridge, in France, had three levels. Water flowed in the top level, and people and carts traveled on the two lower levels.



1. This passage is mostly about

\_\_\_\_\_ old bridges.

\_\_\_\_\_ kinds of bridges.

\_\_\_\_\_ making bridges.

2. The author wrote this selection to

\_\_\_\_\_ make you laugh.

\_\_\_\_\_ help you learn.

3. Think about what you already know about bridges. What are bridges for?

\_\_\_\_\_

4. This passage tells about another use for bridges. What is it?

\_\_\_\_\_

5. Are all bridges made by humans? What might a natural bridge be made of?

\_\_\_\_\_

\_\_\_\_\_

6. How are bridges with arches and beams different?

\_\_\_\_\_

\_\_\_\_\_

7. *The Golden Gate Bridge is the prettiest bridge in the U.S.* Is this a fact or an opinion?

\_\_\_\_\_

# Vowel Pairs

**Directions:** Choose the word that will complete the sentence. Write it on the line.

1. This dog is a _____ .	spray stray
2. Have you ever heard a pig _____ ?	squeal steal
3. A female deer is a _____ .	doe do
4. After the storm, I saw a beautiful _____ .	raincoat rainbow
5. The kids went to the park to _____ .	pay play
6. When she saw the mouse, she _____ .	screamed streamed
7. If I had a castle, I would dig a _____ around it.	coat moat
8. How can I get this _____ out?	strain stain
9. I will hang a _____ on the door.	wreath weep
10. I bought my dad a _____ for Father's Day.	tea tie
11. We're going to see if our boats will _____ .	float gloat
12. Listen to the wind _____ .	blow glow
13. I need to check my e-_____ .	wail mail
14. I bought a new pair of _____ .	jeeps jeans

# Vowel Pairs

## RULE

In a **vowel pair**, two vowels come together to make one long vowel sound. When one syllable has a vowel pair, the first vowel stands for the long sound and the second vowel is silent. Vowel pairs include **ai, ay, ea, ee, ow, oa, oe, and ie.**

**Directions:** Write each word under the correct picture. Then circle the vowel pair in each word.

sailboat

goat

chain

teacher

tie

rowboat

teeth













pie

toes

tray

read

bowl

1.  _____	2.  _____	3.  _____	4.  _____
5.  _____	6.  _____	7.  _____	8.  _____
9.  _____	10.  _____	11.  _____	12.  _____

Name \_\_\_\_\_

Addition

Two digits to two digits  
without regrouping

# Ready to Rake

Jd.

Color each leaf that has a matching answer.

A.  $\begin{array}{r} 15 \\ + 24 \\ \hline \end{array}$

B.  $\begin{array}{r} 34 \\ + 11 \\ \hline \end{array}$

C.  $\begin{array}{r} 71 \\ + 23 \\ \hline \end{array}$

D.  $\begin{array}{r} 28 \\ + 41 \\ \hline \end{array}$

E.  $\begin{array}{r} 80 \\ + 18 \\ \hline \end{array}$

F.  $\begin{array}{r} 45 \\ + 34 \\ \hline \end{array}$

G.  $\begin{array}{r} 62 \\ + 25 \\ \hline \end{array}$

H.  $\begin{array}{r} 23 \\ + 12 \\ \hline \end{array}$

I.  $\begin{array}{r} 56 \\ + 22 \\ \hline \end{array}$

J.  $\begin{array}{r} 18 \\ + 30 \\ \hline \end{array}$

K.  $\begin{array}{r} 35 \\ + 22 \\ \hline \end{array}$


L.  $\begin{array}{r} 54 \\ + 10 \\ \hline \end{array}$

M.  $\begin{array}{r} 20 \\ + 26 \\ \hline \end{array}$

N.  $\begin{array}{r} 85 \\ + 11 \\ \hline \end{array}$

O.  $\begin{array}{r} 48 \\ + 10 \\ \hline \end{array}$

P.  $\begin{array}{r} 68 \\ + 21 \\ \hline \end{array}$



**Bonus Box:** Two leaves are not colored. On the back of this page, write an addition problem using the numbers on those two leaves. Solve the problem.

Name \_\_\_\_\_

Subtraction  
Two digits without regrouping

# Packing Light

Solve each problem.

$\begin{array}{r} 48 \\ - 35 \\ \hline \end{array}$	$\begin{array}{r} 69 \\ - 21 \\ \hline \end{array}$	$\begin{array}{r} 57 \\ - 20 \\ \hline \end{array}$
C	E	S
$\begin{array}{r} 81 \\ - 11 \\ \hline \end{array}$	$\begin{array}{r} 35 \\ - 24 \\ \hline \end{array}$	$\begin{array}{r} 94 \\ - 32 \\ \hline \end{array}$
S	I	B
$\begin{array}{r} 70 \\ - 20 \\ \hline \end{array}$	$\begin{array}{r} 42 \\ - 11 \\ \hline \end{array}$	$\begin{array}{r} 28 \\ - 25 \\ \hline \end{array}$
A	T	E
$\begin{array}{r} 67 \\ - 22 \\ \hline \end{array}$	$\begin{array}{r} 51 \\ - 30 \\ \hline \end{array}$	$\begin{array}{r} 85 \\ - 22 \\ \hline \end{array}$
E	N	I
$\begin{array}{r} 34 \\ - 22 \\ \hline \end{array}$	$\begin{array}{r} 92 \\ - 41 \\ \hline \end{array}$	$\begin{array}{r} 79 \\ - 11 \\ \hline \end{array}$
E	S	R



**Why doesn't Brandon pack more for his fishing trip?**

To solve the riddle, match the letters above to the numbered lines below.

Brandon only packs the

\_\_\_\_\_”  
 62   48   50   68   21   45   13   12   37   70   63   31   11   3   51

