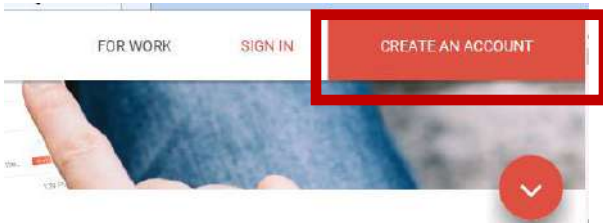


# Creating an Email Account - Using Google's Gmail

- In your internet browser go to gmail.com



- Click on Create an Account



## Create your Google Account

One account is all you need

One free account gets you into everything Google.



Take it all with you

Switch between devices, and pick up wherever you left off.



**Name**

First  Last

**Choose your username**

@gmail.com

**Create a password**

**Confirm your password**

**Birthday**

Month  Day  Year

**Gender**

I am...

**Mobile phone**

**Your current email address**

**Default homepage**

Set Google as my default homepage.

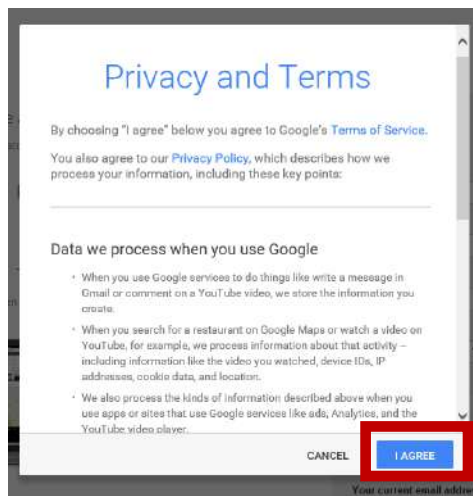
Your default homepage in your browser is the first page that appears when you open your browser.

**Location**

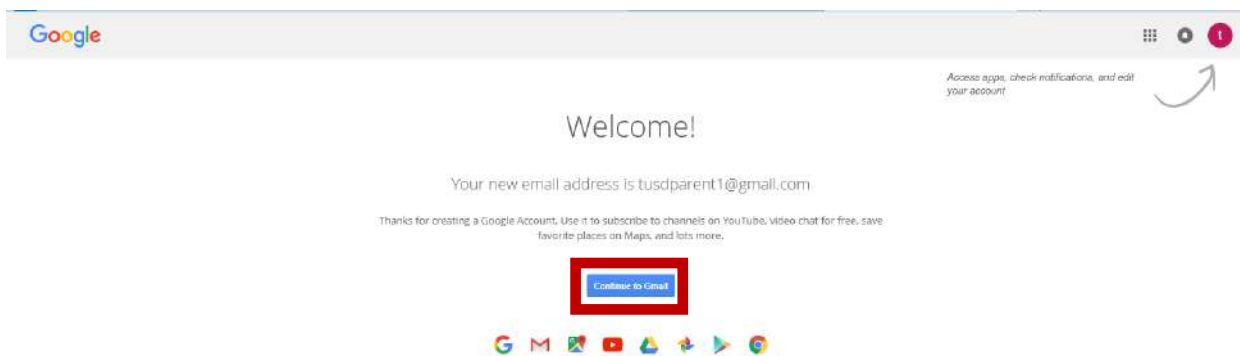
United States

**Next step**

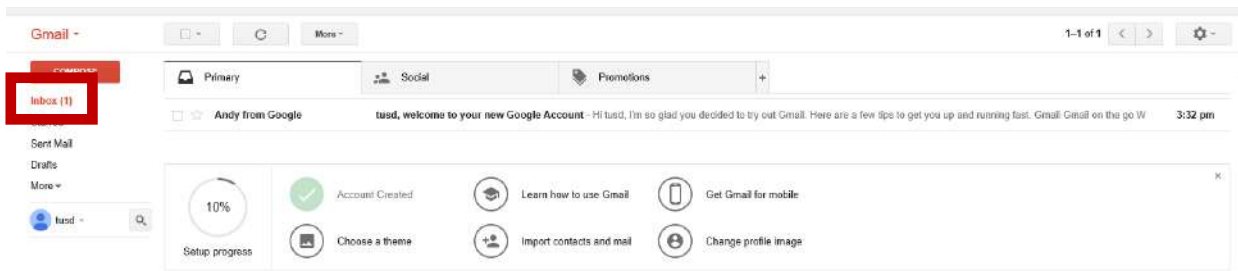
- Enter your first and last name
- Enter your user name (email name)
- Enter and confirm a password (write it down)
- Put in your date of birth and gender
- Press the Next Step button



- Scroll down in the Privacy and Terms window until the I Agree is available to click.



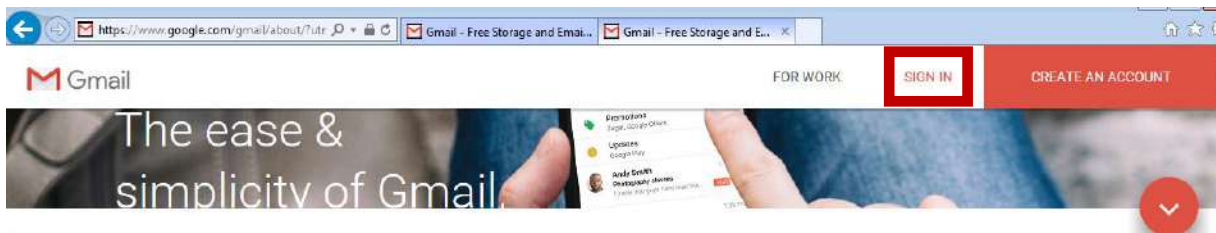
- Click on the Continue to Gmail button.



Here you will see any email sent to you using this email address.

To gain access to your email at a later time:


- Go back to gmail.com
- Click on the SIGN IN option



- Enter your email name and password to return to your email's inbox.

  
One account. All of Google.

Sign in to continue to Gmail

  
  
  
[Need help?](#)