


# Creating a Portal Account – Parent Instructions

Once you have provided the site with the necessary registration documents and they have imported your student's data you will receive an email from [webmaster@chino.k12.ca.us](mailto:webmaster@chino.k12.ca.us)

Please follow the steps below to create your parent portal account.

Aeries Parent Portal - New Parent/Guardian Account Created

 Webmaster@chino.k12.ca.us  
To: Anderson, Lori

 If there are problems with how this message is displayed, click here to view it in a web browser.

**CAUTION:** This email originated from outside of the CVUSD organization. DO NOT CLICK links or open attachments unless you recognize the sender and know the content is safe.

Dear [CON.NM]:

This email is to inform you that an Aeries Parent Portal account has been created using this email address. This account will allow you to view student information about **Student Name** and participate in Data Confirmation.

Click: [Aeries Parent Portal](#)

Add Username/email: [lori\\_anderson@chino.k12.ca.us](mailto:lori_anderson@chino.k12.ca.us)  
Click Next

Add Password: B967N6H4  
Click SIGN IN

You will be prompted to change your password.

Molly Large  
Principal  
Edwin Rhodes Elementary School  
(909)364-0683  
[molly\\_large@chino.k12.ca.us](mailto:molly_large@chino.k12.ca.us)

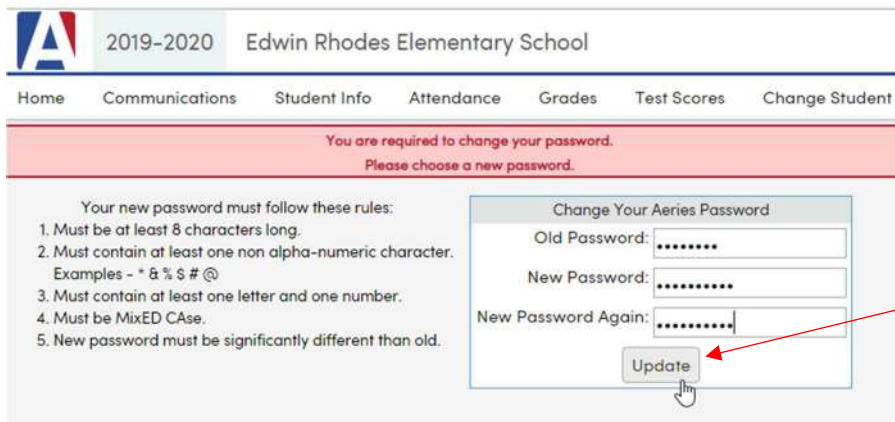


2. Add Username/email – Click **Next**



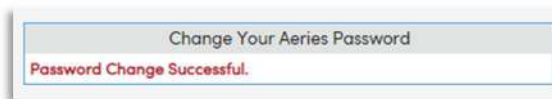
3. Add Password – Click **Sign In**

1. Click [Aeries Parent Portal](#)



You Will be prompted to change your password.

4. Click **Update**



5. Click **Home**.