



*Parent Orientation*  
*2nd Grade*



# Mrs. Davis Class Schedule

## Our Class Schedule

7:40-8:00	Morning Routine
8:00-9:05	Math Number Talk Mini-Lesson Small Groups Wrap Up
9:05-9:25	Handwriting/Read Aloud/ Snack
9:25-11:25	Language Arts Word Study Reading Small Groups Writing Language
11:25-11:50	Lunch
11:50-11:55	Bathroom
11:55-12:20	Explorations
12:20-12:35	Recess
12:40-1:10	Specials Monday- Music Tuesday- Counseling Wednesday- Library Thursday- Spanish Friday- Art
1:10-1:40	P.E.
1:40-2:40	Science/Social Studies
2:40-2:50	Pack Up/Dismissal



**“Providing an effective, challenging,  
and engaging education for every  
one of our students”**

**At Crestline Elementary School we believe in...**

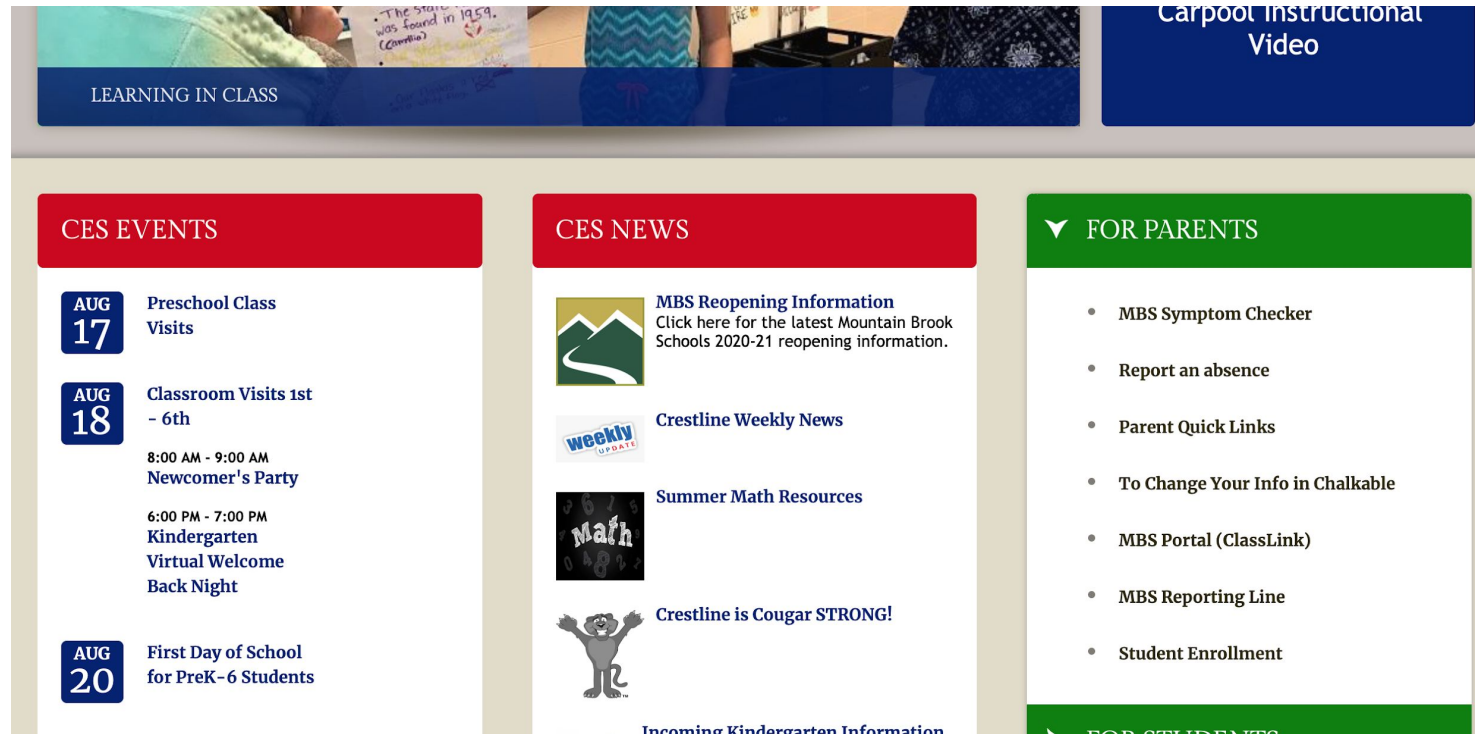
- building supportive relationships in a safe and trusting community.
- fostering the hearts and minds of individuals.
- developing innovative citizens who can communicate in a global society.
- integrating fun and celebrating achievement.
- cultivating profound learning.

# School & Classroom Safety

- Students will be asked to wear masks at all times, except for when outside. **We will have mask breaks throughout the day, including lunch.**
  - We will do our best to maintain 3 feet social distancing.
    - Students will wash hands throughout the day.
- Students will enter the building in the morning through assigned doors based on grade levels. **The 2<sup>nd</sup> grade doors are the ones by the front office.**
- Students will have a staggered dismissal to help minimize students traveling in the hallways.

# Attendance Policy:


Start your day using the [MBS Symptom Tracker](#). If your child is showing any symptoms, please keep him/her at home. If your child is going to be absent, please [report the absence](#) using the email : **\*\*\*\*CESABSENCES@mtnbrook.k12.al.us\*\*\*\*** All absences must require a parent signature. You can upload a doctor's note through that site. Emails sent to teachers will not be accepted per administration.



The screenshot shows a website dashboard with a header and three main content areas. The header includes a navigation bar with 'LEARNING IN CLASS' and 'Carpool Instructional Video'. The main content is divided into three columns: 'CES EVENTS', 'CES NEWS', and 'FOR PARENTS'. The 'CES EVENTS' column lists events for August 17, 18, and 20. The 'CES NEWS' column features articles with icons for 'MBS Reopening Information', 'Crestline Weekly News', 'Summer Math Resources', and 'Crestline is Cougar STRONG!'. The 'FOR PARENTS' column contains a list of links for various services.

Event Date	Event Title
AUG 17	Preschool Class Visits
AUG 18	Classroom Visits 1st - 6th
8:00 AM - 9:00 AM	Newcomer's Party
6:00 PM - 7:00 PM	Kindergarten Virtual Welcome Back Night
AUG 20	First Day of School for PreK-6 Students

- MBS Symptom Checker
- Report an absence
- Parent Quick Links
- To Change Your Info in Chalkable
- MBS Portal (ClassLink)
- MBS Reporting Line
- Student Enrollment





## Arrival and Dismissal

- We highly encourage you to drop off students between 7:35 and 7:50. \*740-7:50 preferred
- Please wear masks when on campus.
- Make sure your child knows your family's dismissal plan and your rain plan.

**Students who arrive before 7:40  
must go to the gym.**

# VISITORS

- Due to Covid-19, visitors in the school will be limited until further notice. There will be no lunch visitors or classroom volunteers coming in the school for now.
- All visitors must enter through the front office.
- All visitors must show their driver's license and get a badge in the front office before entering the school.
- Lunch for second grade is between 11:20 and 11:55. We will be eating in the classroom & lunchroom every other week due to half capacity guidelines.

# Birthday Treats:

If your child needs to celebrate a birthday during this time, let us do the work! Please email Mrs. Rodgers, our CNP Manager at [ceslunch@mtnbrook.k12.al.us](mailto:ceslunch@mtnbrook.k12.al.us). There are several options for individually wrapped treats for one student or the entire class such as:

- Triple Chocolate Fudge Cookie, Individually Wrapped
- Confetti Cookie, Individually Wrapped
- Chocolate Cupcake, Individually Wrapped
- Vanilla Cupcake, Individually Wrapped
- Birthday Cone Ice-Cream



CELEBRATING YOUR CHILD'S BIRTHDAY AT SCHOOL IS A PIECE OF CAKE!

**Individually wrapped Birthday treats for the entire class delivered from the cafeteria to the classroom!**

Contact your school's CNP Manager at least 1 week prior to your child's birthday celebration



**Only \$1.00 per treat!**

SMART SNACK COMPLIANT

## Snacks:

- We eat snack around 9:00-9:30 each day.
- Please send healthy, dry snacks.
- Do not bring snacks that require spoons/forks.
- Water bottles with snap tops are encouraged.
- **Snack Examples:** popcorn, pretzels, raisins, goldfish, wheat thins, carrot sticks, apple slices, cereal bar

**\*\*\*THE DIRECTIONS ARE ON MY CLASS WEBSITE!**



# COUGAR STRONG!

**S** ERVE

**T** RUSTWORTHY

**R** ESPECT

**O** WN YOUR ACTIONS

**N** EVER GIVE UP!

**G** ROW



\*Students will receive a “Cougar Strong” Behavior Assessment each 9 weeks attached to the report card, this is being implemented in every grade.



# Take Home Folders

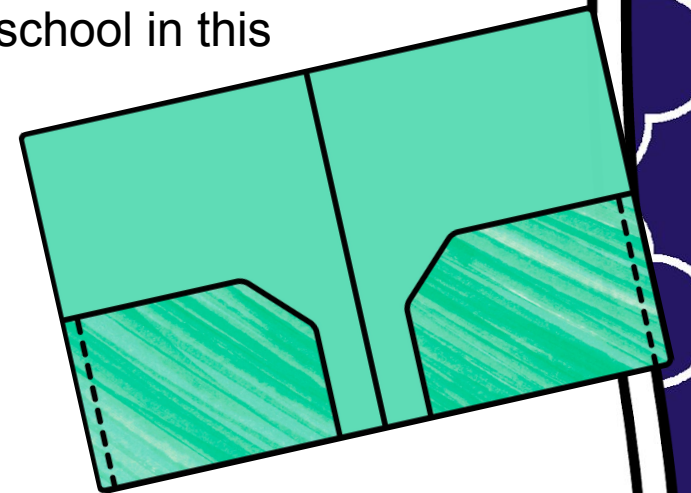
Please check these daily. **Students are expected to bring it back to school each day. This is where I will send home reminders, notes, calendar, fliers and completed work.** I will also send home any practice work that needs to be completed. Please send any notes, lunch money, forms, etc. back to school in this folder.

## Monthly Calendar

I will send this in the folder or via e-mail.

## Lunch Menus

These can be found on the school website under the "For Parents" section.





Course Options

Materials

Updates

Gradebook

Grade Setup

Mastery

Attendance

Members

Analytics

Workload Planning

Conferences

Access Code

D2ND-F4SK-XKJ35

Reset

Information

Grading periods

1st Nine Weeks, 2nd Nine Weeks, 3rd Nine Weeks, 4th

HmRoom 2: 003

Crestline Elementary School

Announcement:

..... WELCOME .....

Remove

Add Materials

Options

All Materials



CLICK HERE TO START YOUR DAY



Mrs. Cain's Stuff



# SCHOOLLOGY on CLASSLINK



Notifications

Upcoming



Add Event

Friday, August 28, 2020



What is your favorite Animal? 11:59 pm

Data  
Governance  
and  
Student  
Confidentiality

- Parents cannot post class pictures from school, video conferencing, virtual lessons, field trips, etc. on any social media
- Parents cannot forward or text any email from the teacher.

# HOMEROOM APP FOR OUR CLASS-SIGN-UP

"A window into our classroom"

-Print photos/make a photo album


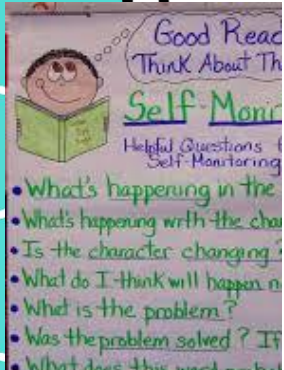
-watch short videos of our learning or activities

The link was sent in an AUGUST EMAIL to SIGN-UP : )



## Language Arts

- **Reading Workshop:** Interactive Read Alouds, Reader's Response, Mini Lessons based on specific skills or strategies, Flexible Small Groups based on reading levels or specific strategy lessons, Independent Reading, Partner Reading, Centers, Conferences, Reading logs, Share Time, Literature Circles/Book clubs, Book Talks
  - \*Focus on reading comprehension, fluency, strategies, self-monitoring
- **Word Study:** Phonics, Spelling, and Vocabulary- Based on Lucy Calkins Units of Study in Phonics, Orton-Gillingham Strategies and Fountas & Pinnell Interactive Read-Alouds
  - \*Assessments will be given throughout the units of study and will focus on correctly applying phonics patterns, sight words & short writing samples to demonstrate mastery
- **Handwriting:** 1<sup>st</sup> semester we will focus on correctly forming letters & numbers & 2<sup>nd</sup> semester we will begin cursive. (Zaner-Blosser)




# Writing

Writing will take place in a writer's workshop format. Students will participate in group focus lessons, strategy small groups, independent writing, conferencing, peer editing and publishing.

## Units of Study:

- Small Moments: Writing with focus, detail and dialogue
- Personal Narratives
- Informational Writing
- Opinion writing
- Poetry



# Mathematics

## Envision

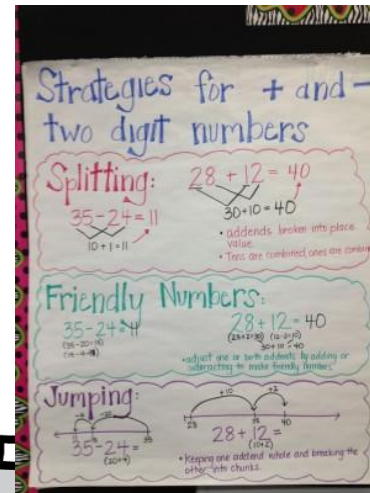
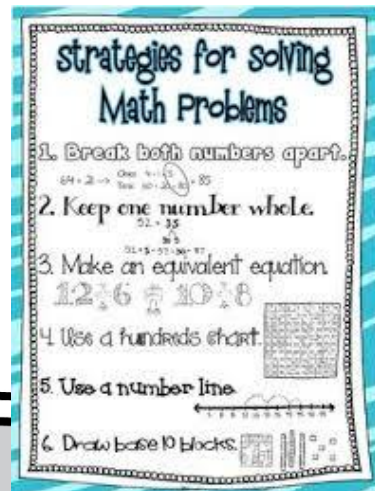
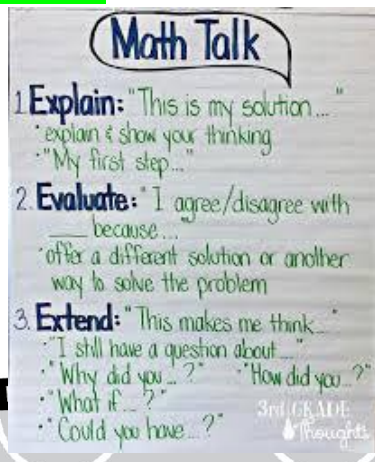
- Topic 1: Fluently Add and Subtract within 20
- Topic 2: Work with Equal Groups
- Topic 3: Add within 100 Using Strategies
- Topic 4: Fluently Add within 100
- Topic 5: Subtract within 100 Using Strategies
- Topic 6: Fluently Subtract within 100
- Topic 7: More Solving Problems Involving Addition and Subtraction
- Topic 8: Work with Time and Money

- Topic 9: Numbers to 1,000
- Topic 10: Add within 1,000 Using Models and Strategies
- Topic 11: Subtract within 1,000 Using Models and Strategies
- Topic 12: Measuring Length
- Topic 13: Shapes and Their Attributes
- Topic 14: More Addition, Subtraction, and Length
- Topic 15: Graphs and Data



Math will be taught in a workshop format with daily group lessons, independent practice and hands-on learning with manipulatives, small group instruction and number talks with a focus on **MATH STRATEGIES**.

\*These topics will be covered and reviewed throughout the year:  
 -Money  
 -Time  
 -Addition and Subtraction Facts



Subtraction STRATEGIES	
<b>SUBTRACTING ZERO</b> If you subtract zero from a number, the number stays the same. (A number take away the same number = zero)	<b>COUNTING BACK 1, 2 OR 3</b> Put the largest number in your head and count back 1, 2 or 3 places.
<b>COUNTING UP</b> If the numbers are close together on the number line, put the smallest number in your head and count up to find the difference.	
<b>TAKE FROM TEN</b> Relate to addition - making ten	<b>DOUBLES SUBTRACTION</b> Relate to addition - doubles facts
<b>NEAR DOUBLES SUBTRACTION</b> Double the subtrahend - is the answer close to the minuend? minuend: 15 - 8 = <input type="text"/> subtrahend:	
<b>SUBTRACTING 10</b> Relate to tens and ones - you are taking away a ten. (If the ones in the subtrahend and minuend are the same the answer is 10)	
<b>SUBTRACTING 9</b> Relate to taking a ten - the answer is one more than the answer to 15 - 10 or the answer is one more than the ones in the minuend or the answer is the sum of the digits in the minuend. (If the subtrahend is one more than the ones in the minuend the answer is 9)	



# Social Studies

- Maps & Globes
- Landforms
- Communities
- Economy, Goods & Services
- Cultures
- Government & Voting
- Citizenship



# Science

Using STEMscopes

- Properties & States of Matter
- Diversity of living things (plants & Animals)
- Changes in landforms
- Effects of wind & water



## Report Cards & Interims

- **Report Cards:** Hard copies will be sent home in Oct., Jan., Mar. and May
- Report Cards are Common Core Standards Based. You will see either a +, - , or N/A.  
+=mastery of skill, -=progressing towards mastery
- **\*MY PROMISE- YOU WILL ALWAYS KNOW ABOUT YOUR CHILD'S PROGRESS PRIOR TO A CONFERENCE- NO SURPRISES!**
- **Interim reports** will be issued in Nov. , Feb. and April. They will begin the 2<sup>nd</sup> nine weeks and will be either emailed or sent home via hard copy.
- Interims will list skills taught during that grading period. All highlighted skills are ones your child is still working on progressing towards mastery.
- **Fall Parent Conferences:** I will send out a schedule for these. These may be held virtually.
- **Spring Conferences:** Optional

# Practice at Home

- Read for 20 minutes each night and use strategies
- Practice + and – facts through 20 (may use xtramath app on phone/or classlink-takes 5min.!)
- Fluency folders/snap word lists will be sent as needed to individuals throughout the year.
- IXL can always be utilized to practice 2nd grade skills .

will not assign homework unless we are working on a specific project. Students are expected to work hard in the classroom each day. I hope that they will engage in extracurricular activities outside of school and enjoy their family time!



If your child can't tie their own shoes yet, please have them wear **Velcro** shoes.

P.E. coaches and teachers will not be helping due to Covid-19.  
Thank you for understanding and helping to keep us all safe!



## Possible Field Trips

- Children's Theater
- American Village
- Bowling (P.E. Field Trip)
- Zoo
- McWane Science Visits



To chaperone, please sign the form to volunteer. Chaperones will be drawn using a lottery system.

No chaperones are needed for Children's Theater and all parents are welcome to attend the Bowling Field trip.

# COMMUNICATION




Crestline phone: 205-871-8126  
davis@mtnbook.k12.al.us

I will check my email periodically throughout the day.  
If you have not heard from me and need to get an important message to your child, please call the front office, and they will let me know. I usually reply “got it” to an email about transportation changes.

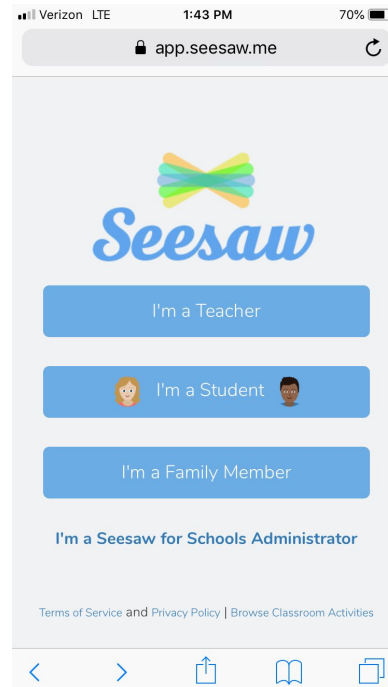
**~~Please check Take Home Folders daily!~~**

# THANK YOU to Mountain Brook Foundation!



Give **180**






MAKE A DIFFERENCE BY GIVING \$1 FOR EACH SCHOOL DAY!






# Crestline Cougar PTO



- Download the Membership Toolkit app 
  - Access our online directory, the school calendar, and our store (to become a Cougar Contributor and to purchase sportswear, spring fling wristbands, and so much more!)
- Confirm your directory information and add your child's new teacher either online at <https://crestlinepto.membershiptoolkit.com> or in the store on the Membership Toolkit app
  - All information should be completed  Friday, September 4th
- Download the Planet Fundraiser app
  - Choose to support Crestline Elementary School- new merchants are added every day, with a percent of your purchase  going back to CES!
- Follow us on Facebook  (Crestline Cougar PTO) and on Instagram  (@crestlinecougarspto) for the most up to date information!





# ROOM MOMS

~Melissa Roden  
~Stephanie Ozols



Thanks for volunteering your time!

# Thank you for joining us tonight!

I look forward to amazing year of learning & growth with each of your children! Thank you for sharing them with me!

My promise to you is to always treat your child the way I would want my very own two children to be treated. I will always communicate with you as I believe we are a team!

