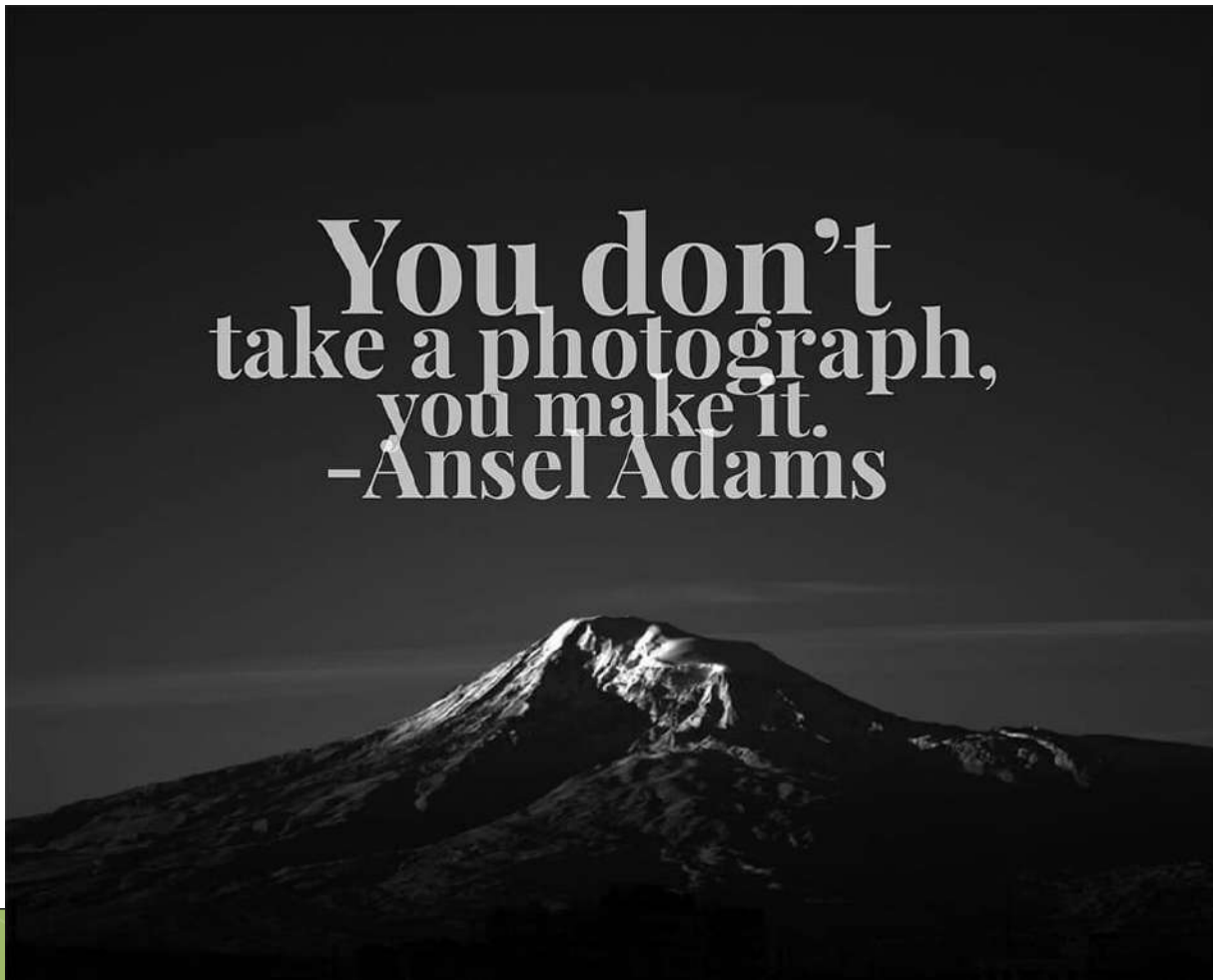


- Pick up a photography packet at the front table
- No painting today....

**You don't  
take a photograph,  
you make it.  
-Ansel Adams**





# Composition & Photography

# Balance

- Symmetry
  - Creates order
  - Can lack movement
- Asymmetry
  - Try for more interesting images!







[www.Li2a.it](http://www.Li2a.it)












# Rule of Thirds


\*Creates  
OFF-  
CENTER  
emphasis
















Copyright 2011/2012 Photo Events (NZ) Ltd.







# Horizon Line

- Try using either top 1/3 or bottom 1/3!





# FRAMING



Compositional technique used to  
**DRAW ATTENTION**  
to the main subject

○ Positioned around the SUBJECT



○ Takes away distracting details



# ANGLE OF VIEW (viewpoint)

1. Eye Level (looking straight on)
2. Below Eye Level (looking up)
3. Above Eye Level (looking down)



# 1. Eye level (looking straight on)



## 2. Below Eye Level (looking up)



AKA: worm's eye view







### 3. Above Eye Level (looking down)



AKA: Bird's eye view



# Other things to think about:

- Direction

- (portrait or landscape)



or



- The background

- if distracting → crop out/zoom in  
→ move to another spot



...also LIGHTING







TheKitty

# FOCAL POINT

- Center point of interest
- What the viewer's eye **SEES** first
- Used to capture the viewer's attention
- Can be **ANYTHING!**





















# Ways to ENHANCE your FOCAL POINT

# 1. POSITION

Placing it in  
a prominent area  
(ex. Rule of Thirds)



## 2. FOCUS

Have background be out of focus  
(*aperture—f-Stop—depth of field*)



\*\*\*\*\*MAKE SURE ENTIRE IMAGE IS NOT BLURRY!!



# 3. BLUR

Background blurred to show motion  
(*shutter speed*)







\*\*\*\*\*MAKE SURE ENTIRE IMAGE IS NOT BLURRY!!

# 4.SIZE

Make focal point large (cross-section)



# 5. COLOR

Use contrasting colors (or different) to set it apart



--or use *COLOR SPLASH*  
in Photoshop



# 6. SHAPE





Repetition of similar items can make a different form / shape stand out





# PATTERN

(repetition without a focal point)



# Illustrative

- What story can you tell without the use of words?







# TRIPTYCHS





SHANNON HO PHOTOGRAPHY | *Portraits*










# COLOR POP





Landscape images...

# Turn in best image

