

Food Service Claims for Chinle Unified School District #24

FY 2018 - 2019

For the month ended:

Wednesday, October 31, 2018


Information Provided by:


James Armenta, Food Service Director - Southwest
Food Services

Date:

11/6/18


Information Approved by:


Priscine Jones, Business Manager

Date:

11/6/18

Claims Submitted to ADE by:


Michelle Yazzie, Administrative Secretary


Date:

11/07/18

OCTOBER 2018

OCT.	MVES			CDC			CES			MFPS			TPS			CJHS			CHS		
	B	L		B	L		B	L		B	L		B	L		B	L		B	L	
1	249	357		273	311		302	495		268	464		398	455		270	323		349	643	
2	269	393		287	332		331	525		301	456		395	480		302	343		408	676	
3	241	359		267	303		362	528		288	430		380	479		288	330		341	667	
4	204	357		283	323		364	523		286	461		391	472		284	339		394	628	
5	191	286		235	285		310	449		279	424		370	437		280	317		344	559	
13-Oct Fall Break																					
15	236	355		282	334		288	502		177	452		359	442		270	317		358	670	
16	283	372		256	314		336	518		294	472		410	488		279	333		387	675	
18	242	352		316	318		294	507		267	459		399	475		264	328		340	651	
19	230	322		250	314		298	453		273	439		378	454		255	273		320	573	
22	244	357		287	318		301	494		228	464		376	455		281	331		346	664	
23	277	364		246	288		297	493		271	450		387	452		237	316		392	638	
24	233	364		284	308		296	487		275	460		401	471		241	321		390	669	
25	235	353		277	316		358	514		272	468		380	470		252	331		391	691	
26	254	377		268	311		298	485		256	438		354	436		269	308		352	591	
29	261	358		260	313		307	496		249	466		368	467		270	325		362	657	
30	238	374		270	318		335	532		258	451		387	483		276	335		366	659	
31	198	385		229	317		286	534		201	478		388	459		288	326		359	639	
TOTALS:	4,085	6,085		4,570	5,323		5,363	8,535		4,443	7,732		6,521	7,875		4,606	5,496		6,199	10,950	
Dinner Operation: 10 9 10 9 9 9 9 9 9 9 9 9 9 9 9 9 9 9 9 9 10																					

Number of Participants: **3,636** Reimbursable Snacks: **3,437** Reimbursable CACFP: **6,166** BRKFST: **35,787**
 MVES: 395 TPS: 502+20 MVES: 630 TPS: 1371 MVES: 603 TPS: 1457 LUNCH: **51,996**
 CDC: 343+20 CJHS: 365 CDC: 579 CJHS: 0 CDC: 595 CJHS: 820
 CES: 528+90 CHS: 1,011 CES: 857 CHS: 0 CES: 671 CHS: 1118 Days of Operation
 MFPS: 492+20 MFPS: 0 MFPS: 902



National School Lunch Program - NSLP

Applications Claims **CNP Overview**

You are logged in as Michelle Yazzie

Claims

Claim Submission

[? Help](#) | [Logoff](#)

You are in [NSLP Home](#) > [NSLP Claims Index](#) > Claim Submission

Submission Summary

7 claims processed.

Submission Detail

Canyon De Chelly Elementary School (01-02-24-155)

2018 October

Claim submitted successfully.

Chinle Elementary School (01-02-24-150)

2018 October

Claim submitted successfully.

Chinle High School (01-02-24-240)

2018 October

Claim submitted successfully.

Chinle Junior High School (01-02-24-145)

2018 October

Claim submitted successfully.

Many Farms Elementary School (01-02-24-160)

2018 October

Claim submitted successfully.

Mesa View Elementary (01-02-24-170)

2018 October

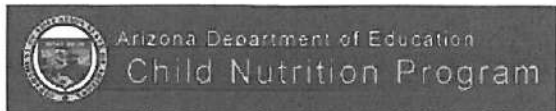
Claim submitted successfully.

Tsaile Elementary School (01-02-24-165)

2018 October

Claim submitted successfully.

[Click here to return to the claims index.](#)



National School Lunch Program - NSLP

Claims

NSLP Site Claim

[Help](#) | [Logoff](#)

You are in [NSLP Home](#) > [NSLP Claims Index](#) > NSLP Site Claim

Enter the information into the form. For meal quantities that are unknown or none served, enter zero (0). Click **Save** to save your changes or click **Cancel** to disregard your changes since the last save. Be sure to enter only *whole numbers* (no decimals/cents).

Canyon De Chelly Elementary School (01-02-24-155)

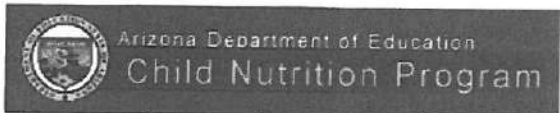
Sponsored by Chinle Unified District (01-02-24)
2019 Program Year
October
Original Claim
Pending Submission

Regular Claim

Your claim data has been saved successfully.

Breakfast - Severe Need	
Number of Days Served:	<input type="text" value="17"/>
Free Meals Served:	4406
Reduced-Price Meals Served:	0
Paid Meals Served:	164
Total Meals Served:	<input type="text" value="4570"/>
Participants Enrolled:	<input type="text" value="363"/>
Lunch - High Rate	
Number of Days Served:	<input type="text" value="17"/>
Free Meals Served:	5132
Reduced-Price Meals Served:	0
Paid Meals Served:	191
Total Meals Served:	<input type="text" value="5323"/>
Participants Enrolled:	<input type="text" value="363"/>
Afternoon Snack - High Rate	
Number of Days Served:	<input type="text" value="17"/>
Free Meals Served:	<input type="text" value="579"/>
Participants Enrolled:	<input type="text" value="363"/>
Attendance Factor	
Attendance Factor:	90.49 %
CEP Percentages	
Breakfast CEP Percentage:	60.26 %
Lunch CEP Percentage:	60.26 %

Created by Michelle Yazzie on 11/5/2018 at 1:51:00 PM
Modified by Michelle Yazzie on 11/7/2018 at 3:56:12 PM



National School Lunch Program - NSLP

Applications Claims **CNP Overview**

You are logged in as Michelle Yazzie

Claims

NSLP Site Claim

[? Help](#) | [Logoff](#)

You are in [NSLP Home](#) > [NSLP Claims Index](#) > NSLP Site Claim

Enter the information into the form. For meal quantities that are unknown or none served, enter zero (0). Click **Save** to save your changes or click **Cancel** to disregard your changes since the last save. Be sure to enter only *whole numbers* (no decimals/cents).

Chinle Elementary School (01-02-24-150)


Sponsored by Chinle Unified District (01-02-24)
2019 Program Year
October
Original Claim
Pending Submission

Regular Claim

Your claim data has been saved successfully.

Breakfast - Severe Need	
Number of Days Served:	<input type="text" value="17"/>
Free Meals Served:	5171
Reduced-Price Meals Served:	0
Paid Meals Served:	192
Total Meals Served:	<input type="text" value="5363"/>
Participants Enrolled:	<input type="text" value="618"/>
Lunch - High Rate	
Number of Days Served:	<input type="text" value="17"/>
Free Meals Served:	8229
Reduced-Price Meals Served:	0
Paid Meals Served:	306
Total Meals Served:	<input type="text" value="8535"/>
Participants Enrolled:	<input type="text" value="618"/>
Afternoon Snack - High Rate	
Number of Days Served:	<input type="text" value="17"/>
Free Meals Served:	<input type="text" value="857"/>
Participants Enrolled:	<input type="text" value="618"/>
Attendance Factor	
Attendance Factor:	95.68 %
CEP Percentages	
Breakfast CEP Percentage:	60.26 %
Lunch CEP Percentage:	60.26 %

Created by Michelle Yazzie on 11/5/2018 at 1:52:43 PM
Modified by Michelle Yazzie on 11/7/2018 at 3:57:10 PM



National School Lunch Program - NSLP

Applications Claims **CNP Overview**

You are logged in as Michelle Yazzie

Claims

NSLP Site Claim

[Help](#) | [Logoff](#)

You are in [NSLP Home](#) > [NSLP Claims Index](#) > NSLP Site Claim

Enter the information into the form. For meal quantities that are unknown or none served, enter zero (0). Click **Save** to save your changes or click **Cancel** to disregard your changes since the last save. Be sure to enter only *whole numbers* (no decimals/cents).


Many Farms Elementary School (01-02-24-160)

Sponsored by Chinle Unified District (01-02-24)
2019 Program Year
October
Original Claim
Pending Submission

Regular Claim

Breakfast - Severe Need	
Number of Days Served:	<input type="text" value="17"/>
Free Meals Served:	4284
Reduced-Price Meals Served:	0
Paid Meals Served:	159
Total Meals Served:	<input type="text" value="4443"/>
Participants Enrolled:	<input type="text" value="512"/>
Lunch - High Rate	
Number of Days Served:	<input type="text" value="17"/>
Free Meals Served:	7455
Reduced-Price Meals Served:	0
Paid Meals Served:	277
Total Meals Served:	<input type="text" value="7732"/>
Participants Enrolled:	<input type="text" value="512"/>
Attendance Factor	
Attendance Factor:	92.5 %
CEP Percentages	
Breakfast CEP Percentage:	60.26 %
Lunch CEP Percentage:	60.26 %

Created by Michelle Yazzie on 11/5/2018 at 1:54:57 PM
Modified by Michelle Yazzie on 11/5/2018 at 1:55:20 PM



National School Lunch Program - NSLP

Applications Claims **CNP Overview**

You are logged in as Michelle Yazzie

Claims

NSLP Site Claim

[Help](#) | [Logoff](#)

You are in [NSLP Home](#) > [NSLP Claims Index](#) > NSLP Site Claim

Enter the information into the form. For meal quantities that are unknown or none served, enter zero (0). Click **Save** to save your changes or click **Cancel** to disregard your changes since the last save. Be sure to enter only *whole numbers* (no decimals/cents).

Tsaile Elementary School (01-02-24-165)


Sponsored by Chinle Unified District (01-02-24)
2019 Program Year
October
Original Claim
Pending Submission

Regular Claim

Your claim data has been saved successfully.

Breakfast - Severe Need	
Number of Days Served:	<input type="text" value="17"/>
Free Meals Served:	6287
Reduced-Price Meals Served:	0
Paid Meals Served:	234
Total Meals Served:	<input type="text" value="6521"/>
Participants Enrolled:	<input type="text" value="522"/>
Lunch - High Rate	
Number of Days Served:	<input type="text" value="17"/>
Free Meals Served:	7593
Reduced-Price Meals Served:	0
Paid Meals Served:	282
Total Meals Served:	<input type="text" value="7875"/>
Participants Enrolled:	<input type="text" value="522"/>
Afternoon Snack - High Rate	
Number of Days Served:	<input type="text" value="17"/>
Free Meals Served:	<input type="text" value="1371"/>
Participants Enrolled:	<input type="text" value="522"/>
Attendance Factor	
Attendance Factor:	92.48 %
CEP Percentages	
Breakfast CEP Percentage:	60.26 %
Lunch CEP Percentage:	60.26 %

Created by Michelle Yazzie on 11/5/2018 at 1:56:23 PM
Modified by Michelle Yazzie on 11/7/2018 at 3:58:40 PM



National School Lunch Program - NSLP

Applications Claims **CNP Overview**

You are logged in as Michelle Yazzie

Claims

NSLP Site Claim

[Help](#) | [Logoff](#)

You are in [NSLP Home](#) > [NSLP Claims Index](#) > NSLP Site Claim

Enter the information into the form. For meal quantities that are unknown or none served, enter zero (0). Click **Save** to save your changes or click **Cancel** to disregard your changes since the last save. Be sure to enter only *whole numbers* (no decimals/cents).

Chinle High School (01-02-24-240)


Sponsored by Chinle Unified District (01-02-24)
2019 Program Year
October
Original Claim
Pending Submission

Regular Claim

Your claim data has been saved successfully.

Breakfast - Severe Need	
Number of Days Served:	<input type="text" value="17"/>
Free Meals Served:	5977
Reduced-Price Meals Served:	0
Paid Meals Served:	222
Total Meals Served:	<input type="text" value="6199"/>
Participants Enrolled:	<input type="text" value="1011"/>
Lunch - High Rate	
Number of Days Served:	<input type="text" value="17"/>
Free Meals Served:	10558
Reduced-Price Meals Served:	0
Paid Meals Served:	392
Total Meals Served:	<input type="text" value="10950"/>
Participants Enrolled:	<input type="text" value="1011"/>
Attendance Factor	
Attendance Factor:	87.49 %
CEP Percentages	
Breakfast CEP Percentage:	60.26 %
Lunch CEP Percentage:	60.26 %

Created by Michelle Yazzie on 11/5/2018 at 1:53:40 PM
Modified by Michelle Yazzie on 11/5/2018 at 1:54:04 PM



National School Lunch Program - NSLP

Applications Claims **CNP Overview**

You are logged in as Michelle Yazzie

Claims

NSLP Site Claim

[Help](#) | [Logoff](#)

You are in [NSLP Home](#) > [NSLP Claims Index](#) > NSLP Site Claim

Enter the information into the form. For meal quantities that are unknown or none served, enter zero (0). Click **Save** to save your changes or click **Cancel** to disregard your changes since the last save. Be sure to enter only *whole numbers* (no decimals/cents).

Chinle Junior High School (01-02-24-145)


Sponsored by Chinle Unified District (01-02-24)
2019 Program Year
October
Original Claim
Pending Submission

Regular Claim

Your claim data has been saved successfully.

Breakfast - Severe Need	
Number of Days Served:	<input type="text" value="17"/>
Free Meals Served:	4441
Reduced-Price Meals Served:	0
Paid Meals Served:	165
Total Meals Served:	<input type="text" value="4606"/>
Participants Enrolled:	<input type="text" value="365"/>
Lunch - High Rate	
Number of Days Served:	<input type="text" value="17"/>
Free Meals Served:	5299
Reduced-Price Meals Served:	0
Paid Meals Served:	197
Total Meals Served:	<input type="text" value="5496"/>
Participants Enrolled:	<input type="text" value="365"/>
Attendance Factor	
Attendance Factor:	92.61 %
CEP Percentages	
Breakfast CEP Percentage:	60.26 %
Lunch CEP Percentage:	60.26 %

Created by Michelle Yazzie on 11/5/2018 at 1:54:22 PM
Modified by Michelle Yazzie on 11/5/2018 at 1:54:41 PM



National School Lunch Program - NSLP

Applications Claims **CNP Overview**

You are logged in as Michelle Yazzie

Claims

NSLP Site Claim

[Help](#) | [Logoff](#)

You are in [NSLP Home](#) > [NSLP Claims Index](#) > NSLP Site Claim

Enter the information into the form. For meal quantities that are unknown or none served, enter zero (0). Click **Save** to save your changes or click **Cancel** to disregard your changes since the last save. Be sure to enter only *whole numbers* (no decimals/cents).

Mesa View Elementary (01-02-24-170)

Sponsored by Chinle Unified District (01-02-24)
2019 Program Year
October
Original Claim
Pending Submission

Regular Claim

Your claim data has been saved successfully.

Breakfast - Severe Need	
Number of Days Served:	<input type="text" value="17"/>
Free Meals Served:	3939
Reduced-Price Meals Served:	0
Paid Meals Served:	146
Total Meals Served:	<input type="text" value="4085"/>
Participants Enrolled:	<input type="text" value="395"/>
Lunch - High Rate	
Number of Days Served:	<input type="text" value="17"/>
Free Meals Served:	5867
Reduced-Price Meals Served:	0
Paid Meals Served:	218
Total Meals Served:	<input type="text" value="6085"/>
Participants Enrolled:	<input type="text" value="395"/>
Afternoon Snack - High Rate	
Number of Days Served:	<input type="text" value="17"/>
Free Meals Served:	<input type="text" value="630"/>
Participants Enrolled:	<input type="text" value="395"/>
Attendance Factor	
Attendance Factor:	92.31 %
CEP Percentages	
Breakfast CEP Percentage:	60.26 %
Lunch CEP Percentage:	60.26 %

Created by Michelle Yazzie on 11/5/2018 at 1:55:38 PM
Modified by Michelle Yazzie on 11/5/2018 at 1:56:05 PM