

Amplify.

GRADE 4 Core Knowledge Language Arts®



Core Knowledge®

# Unit 6 American Revolution

Teacher Guide









**Unit 6**  
**American Revolution**  
**Teacher Guide**

**GRADE 4**

Core Knowledge Language Arts®



## Creative Commons Licensing

This work is licensed under a Creative Commons Attribution-NonCommercial-ShareAlike 3.0 Unported License.



### You are free:

**to Share** — to copy, distribute and transmit the work

**to Remix** — to adapt the work

### Under the following conditions:

**Attribution** — You must attribute the work in the following manner:

*This work is based on an original work of the Core Knowledge® Foundation made available through licensing under a Creative Commons Attribution-NonCommercial-ShareAlike 3.0 Unported License. This does not in any way imply that the Core Knowledge Foundation endorses this work.*

**Noncommercial** — You may not use this work for commercial purposes.

**Share Alike** — If you alter, transform, or build upon this work, you may distribute the resulting work only under the same or similar license to this one.

### With the understanding that:

For any reuse or distribution, you must make clear to others the license terms of this work. The best way to do this is with a link to this web page:

<http://creativecommons.org/licenses/by-nc-sa/3.0/>

ISBN: 978-1-942010-02-9

Copyright © 2014 Core Knowledge Foundation  
[www.coreknowledge.org](http://www.coreknowledge.org)

All Rights Reserved.

Core Knowledge Language Arts is a trademark of the Core Knowledge Foundation.

Trademarks and trade names are shown in this book strictly for illustrative and educational purposes and are the property of their respective owners. References herein should not be regarded as affecting the validity of said trademarks and trade names.



# Contents

# American Revolution

## Teacher Guide

<b>Introduction</b>		<b>1</b>	
<b>Lesson 1</b>		<b>9</b>	
<b>Core Connections</b> <ul style="list-style-type: none"> <li>• Review Prior Knowledge</li> </ul>	<b>Reading</b> <ul style="list-style-type: none"> <li>• Read-Aloud: Chapter 1 “Bills to Pay”</li> <li>• Word Work: <i>Conflict</i></li> </ul>		
<b>Lesson 2</b>		<b>31</b>	
<b>Reading</b> <ul style="list-style-type: none"> <li>• Whole Group: Chapter 2 “Trouble Is Brewing”</li> <li>• Word Work: <i>Boycott</i></li> </ul>	<b>Grammar</b> <ul style="list-style-type: none"> <li>• Review Commas</li> </ul>	<b>Morphology</b> <ul style="list-style-type: none"> <li>• Introduce Root <i>port</i></li> </ul>	<b>Writing</b> <ul style="list-style-type: none"> <li>• Introduce Cause and Effect</li> </ul>
<b>Lesson 3</b>		<b>49</b>	
<b>Reading</b> <ul style="list-style-type: none"> <li>• Partner: Chapter 2 “Trouble Is Brewing”</li> <li>• Word Work: <i>Accurate</i></li> </ul>	<b>Writing</b> <ul style="list-style-type: none"> <li>• Identify Causes and Effects</li> </ul>		
<b>Lesson 4</b>		<b>55</b>	
<b>Reading</b> <ul style="list-style-type: none"> <li>• Whole Group: Chapter 3 “The Fight Begins”</li> <li>• Word Work: <i>Intolerable</i></li> </ul>	<b>Grammar</b> <ul style="list-style-type: none"> <li>• Review Quotation Marks</li> </ul>	<b>Morphology</b> <ul style="list-style-type: none"> <li>• Practice Root <i>port</i></li> </ul>	<b>Writing</b> <ul style="list-style-type: none"> <li>• Draft an Introductory Paragraph</li> </ul>
<b>Lesson 5</b>		<b>76</b>	
<b>Reading</b> <ul style="list-style-type: none"> <li>• Close Reading: Chapter 3 “The Fight Begins”</li> <li>• Word Work: <i>Revolutionary</i></li> </ul>	<b>Writing</b> <ul style="list-style-type: none"> <li>• Perform Vignette and Plan a Body Paragraph</li> </ul>		
<b>Lesson 6</b>		<b>87</b>	
<b>Reading</b> <ul style="list-style-type: none"> <li>• Whole Group: Chapter 4 “Shots and Speeches”</li> <li>• Word Work: <i>Fortify</i></li> </ul>	<b>Grammar</b> <ul style="list-style-type: none"> <li>• Introduce Subject-Action Verb Agreement</li> </ul>	<b>Morphology</b> <ul style="list-style-type: none"> <li>• Introduce Prefixes <i>im-</i> and <i>in-</i></li> </ul>	<b>Spelling</b> <ul style="list-style-type: none"> <li>• Introduce Spelling Words</li> </ul>

## Lesson 7

111

### Reading

- Small Group: Chapter 4 “Shots and Speeches”
- Word Work: *Implication*

### Writing

- Perform Vignette and Plan a Body Paragraph

## Lesson 8

129

### Reading

- Read-Aloud: Chapter 5 “It’s War!”
- Word Work: *Morale*

### Writing

- Perform Vignette and Plan a Body Paragraph

## Lesson 9

145

### Reading

- Close Reading: Chapter 5 “It’s War!”
- Word Work: *Confront*

### Grammar

- Introduce Pronoun-Action Verb Agreement

### Morphology

- Practice Prefixes *im-* and *in-*

### Spelling

- Practice Spelling Words

## Lesson 10

162

### Spelling

- Assessment

### Reading

- Whole Group: Chapter 6 “From Valley Forge to Yorktown”
- Word Work: *Impress*

### Writing

- Draft a Body Paragraph

## Lesson 11

184

### Reading

- Small Group: Chapter 6 “From Valley Forge to Yorktown”
- Word Work: *Fleet*

### Grammar

- Introduce Subject-to-be Verb Agreement

### Morphology

- Introduce Suffixes *-able* and *-ible*

### Spelling

- Introduce Spelling Words

## Lesson 12

203

### Reading

- Read-Aloud: Chapter 7 “Heroes and Villains”
- Word Work: *Defiant*

### Writing

- Draft Body Paragraphs

## Lesson 13

219

### Reading

- Whole Group: Chapter 8 “The Legend of Sleepy Hollow”
- Word Work: *Dread*

### Writing

- Draft a Concluding Paragraph

## Lesson 14 235

<b>Reading</b> <ul style="list-style-type: none"><li>• Partner: Chapter 8 “The Legend of Sleepy Hollow”</li><li>• Word Work: <i>Formidable</i></li></ul>	<b>Grammar</b> <ul style="list-style-type: none"><li>• Introduce Modal Auxiliary Verbs</li></ul>	<b>Morphology</b> <ul style="list-style-type: none"><li>• Practice Suffixes <i>-able</i> and <i>-ible</i></li></ul>	<b>Spelling</b> <ul style="list-style-type: none"><li>• Practice Spelling Words</li></ul>
--	--	---	---

## Lesson 15 245

<b>Spelling</b> <ul style="list-style-type: none"><li>• Assessment</li></ul>	<b>Reading</b> <ul style="list-style-type: none"><li>• Whole Group: Chapter 9 “Rip Van Winkle”</li><li>• Word Work: <i>Console</i></li></ul>	<b>Writing</b> <ul style="list-style-type: none"><li>• Share Cause and Effect Essays</li></ul>
--	--	--

## Lesson 16 263

<b>Reading</b> <ul style="list-style-type: none"><li>• Close Reading: Chapter 9 “Rip Van Winkle”</li><li>• Word Work: <i>Revere</i></li></ul>	<b>Grammar</b> <ul style="list-style-type: none"><li>• Practice <i>to be</i> Verbs and Modal Auxiliary Verbs</li></ul>	<b>Morphology</b> <ul style="list-style-type: none"><li>• Practice Suffixes <i>-able</i> and <i>-ible</i></li></ul>	<b>Writing</b> <ul style="list-style-type: none"><li>• Edit an Essay</li></ul>
---	--	---	--

## Lesson 17 275

<b>Unit Assessment</b>
------------------------

## Pausing Point 286

## Teacher Resources 291

- Glossary for *The Road to Independence*
- Cause and Effect Essay Rubric
- Cause and Effect Essay Editing Checklist
- Resources for the Enrichment Selections in *The Road to Independence*
- Activity Book Answer Key





# Introduction

## Unit 6: American Revolution

This introduction includes the necessary background information to teach the *American Revolution* unit. This unit contains 17 daily lessons, plus four Pausing Point days that may be used for differentiated instruction. You may choose to use all four days at the end of the unit, or you may use one day immediately after Lesson 7 and three days at the end of the unit. If you use one Pausing Point day after Lesson 7, you may administer Activity Page PP.1 to assess students' understanding of the content at this midpoint, or you may use the day to focus on writing, spelling, grammar, or morphology skills covered in Lessons 1–7. Each entire lesson will require a total of 90 minutes. Lesson 17 is devoted to a unit assessment. It is recommended that you spend no more than 21 days total on this unit.

Lessons and activities in this unit address various aspects of a comprehensive language arts curriculum aligned to the Common Core State Standards-English Language Arts (CCSS-ELA): reading, writing, spelling, grammar, and morphology. A chart indicating which lessons in the *American Revolution* unit address content from the Core Knowledge Sequence (Core Content Objectives) and the CCSS is located under Individual Resources on the primary web page for this unit: <https://www.coreknowledge.org/free-resource/ckla-unit-6-american-revolution/>.

### Why the *American Revolution* Unit Is Important

The Big Idea of this unit is that disagreements about principles of government led the colonists in North America to seek independence from Great Britain. The causes, major figures, and consequences of the American Revolution provide a framework for understanding what caused the colonies to break away and become an independent nation, and what significant ideas and values were at the heart of the American Revolution.

### Note

To prepare for this unit, read this entire introduction, preview the unit and content assessments, and preview the Teacher Resources section of this Teacher Guide. You may wish to collect assessment Activity Pages 17.1, PP.1, and PP.2 from students before beginning the unit.

## Core Content Objectives Addressed in Core Knowledge Language Arts During Previous Grades

Students who have received Core Knowledge Language Arts (CKLA) instruction in Grades K–3 will already have pertinent background knowledge for this unit. These students may have gained relevant background knowledge during the following domains:

### Native Americans (Grade K)

### Kings and Queens (Grade K)

### Colonial Towns and Townspeople (Grade K)

### Presidents and American Symbols (Grade K)

- Describe George Washington as a general who fought for American independence
- Explain that George Washington led his army to victory even though his army was smaller than the British army
- Identify Thomas Jefferson as the primary author of the Declaration of Independence
- Describe the purpose of the Declaration of Independence as a statement of America’s liberty

### A New Nation (Grade 1)

- Locate the thirteen original colonies
- Describe how the thirteen colonies in America evolved from dependence on Great Britain to independence as a nation
- Explain the significance of July 4
- Describe the Boston Tea Party
- Explain the significance of Paul Revere’s ride
- Identify “one, if by land, and two, if by sea”
- Identify minutemen, redcoats, and “the shot heard ’round the world”
- Describe the contributions of George Washington as patriot and military commander
- Describe the contributions of Thomas Jefferson as patriot and author of the Declaration of Independence
- Describe the contributions of Benjamin Franklin as patriot
- Explain the significance of the Declaration of Independence
- Identify “We hold these truths to be self-evident that all men are created equal . . .” as a part of the Declaration of Independence



### **Native Americans: Regions and Cultures (Grade 3)**

### **European Exploration of North America (Grade 3)**

- Explain why kings and queens in Europe were interested in exploring the Atlantic and the area to the west of Europe
- Locate on a map or globe key places explored and visited by the Spanish, including the Caribbean Sea, the West Indies, the East Indies, Hispaniola, Puerto Rico, Cuba, the Gulf of Mexico, the Mississippi River, the Grand Canyon, the Rio Grande, and St. Augustine, Florida
- Describe the encounters between early explorers and Native Americans
- Locate on a map or a globe the places explored in expeditions for a Northwest Passage, including Cape Breton Island; Newfoundland, Canada; the Hudson River; the Hudson Bay; Québec, Canada; the St. Lawrence River; and the Great Lakes

### **Colonial America (Grade 3)**

- Describe the impact Spanish, French, Dutch, and Portuguese exploration and conquest in the Americas had on the English and their decision to settle parts of North America
- Locate the thirteen colonies of colonial America and identify each by region
- Locate and identify Charleston, Boston, New York, and Philadelphia as important colonial cities, and explain why they flourished
- Describe some of the reasons people came to North America from England and other countries
- Describe the many conflicts among the French, English, and Native Americans
- Describe why the colonists began to feel less and less like Europeans
- Describe some of the events that led to the American Revolution
- Explain the statements “No taxation without representation”; “One, if by land, and two, if by sea”; “the shot heard ’round the world”; and “Give me liberty or give me death”
- Identify some of the colonial leaders and explain why they became known as the Founding Fathers of the United States
- Identify July 4, 1776, as the date the Founding Fathers approved the Declaration of Independence

## Overview

The following is an overview of the unit schedule. The Teacher Guide uses the following color-coding: purple for reading lessons; red for grammar, morphology, and spelling lessons; and green for writing lessons.

Lesson 1	Lesson 2	Lesson 3	Lesson 4	Lesson 5
<b>Core Connections</b> 45 min. Review Prior Knowledge	<b>Reading</b> 45 min. Whole Group: Chapter 2 “Trouble Is Brewing” Word Work: <i>Boycott</i>	<b>Reading</b> 45 min. Partner: Chapter 2 “Trouble Is Brewing” Word Work: <i>Accurate</i>	<b>Reading</b> 45 min. Whole Group: Chapter 3 “The Fight Begins” Word Work: <i>Intolerable</i>	<b>Reading</b> 45 min. Close Reading: Chapter 3 “The Fight Begins” Word Work: <i>Revolutionary</i>
<b>Reading</b> 45 min. Read-Aloud: Chapter 1 “Bills to Pay” Word Work: <i>Conflict</i>	<b>Grammar</b> 15 min. Review Commas	<b>Writing</b> 45 min. Identify Causes and Effects	<b>Grammar</b> 15 min. Review Quotation Marks	<b>Writing</b> 45 min. Perform Vignette and Plan a Body Paragraph
	<b>Morphology</b> 15 min. Introduce Root <i>port</i>		<b>Morphology</b> 15 min. Practice Root <i>port</i>	
	<b>Writing</b> 15 min. Introduce Cause and Effect		<b>Writing</b> 15 min. Draft an Introductory Paragraph	

Lesson 6	Lesson 7	Lesson 8	Lesson 9	Lesson 10
<b>Reading</b> 45 min. Whole Group: Chapter 4 “Shots and Speeches” Word Work: <i>Fortify</i>	<b>Reading</b> 45 min. Small Group: Chapter 4 “Shots and Speeches” Word Work: <i>Implication</i>	<b>Reading</b> 45 min. Read-Aloud: Chapter 5 “It’s War!” Word Work: <i>Morale</i>	<b>Reading</b> 45 min. Close Reading: Chapter 5 “It’s War!” Word Work: <i>Confront</i>	<b>Spelling</b> 15 min. Assessment
<b>Grammar</b> 15 min. Introduce Subject-Action Verb Agreement	<b>Writing</b> 45 min. Perform Vignette and Plan a Body Paragraph	<b>Writing</b> 45 min. Perform Vignette and Plan a Body Paragraph	<b>Grammar</b> 15 min. Introduce Pronoun-Action Verb Agreement	<b>Reading</b> 45 min. Whole Group: Chapter 6 “From Valley Forge to Yorktown” Word Work: <i>Impress</i>
<b>Morphology</b> 15 min. Introduce Prefixes <i>im-</i> and <i>in-</i>			<b>Morphology</b> 15 min. Practice Prefixes <i>im-</i> and <i>in-</i>	<b>Writing</b> 30 min. Draft a Body Paragraph
<b>Spelling</b> 15 min. Introduce Spelling Words			<b>Spelling</b> 15 min. Practice Spelling Words	

Lesson 11	Lesson 12	Lesson 13	Lesson 14	Lesson 15
<b>Reading</b> 45 min. Small Group: Chapter 6 “From Valley Forge to Yorktown” Word Work: <i>Fleet</i>	<b>Reading</b> 45 min. Read-Aloud: Chapter 7 “Heroes and Villains” Word Work: <i>Defiant</i>	<b>Reading</b> 45 min. Whole Group: Chapter 8 “The Legend of Sleepy Hollow” Word Work: <i>Dread</i>	<b>Reading</b> 45 min. Partner: Chapter 8 “The Legend of Sleepy Hollow” Word Work: <i>Formidable</i>	<b>Spelling</b> 15 min. Assessment
<b>Grammar</b> 15 min. Introduce Subject-to-be Verb Agreement	<b>Writing</b> 45 min. Draft Body Paragraphs	<b>Writing</b> 45 min. Draft a Concluding Paragraph	<b>Grammar</b> 15 min. Introduce Modal Auxiliary Verbs	<b>Reading</b> 45 min. Whole Group: Chapter 9 “Rip Van Winkle” Word Work: <i>Console</i>
<b>Morphology</b> 15 min. Introduce Suffixes <i>-able</i> and <i>-ible</i>			<b>Morphology</b> 15 min. Practice Suffixes <i>-able</i> and <i>-ible</i>	<b>Writing</b> 30 min. Share Cause and Effect Essays
<b>Spelling</b> 15 min. Introduce Spelling Words			<b>Spelling</b> 15 min. Practice Spelling Words	

Lesson 16	Lesson 17
<b>Reading</b> 45 min. Close Reading: Chapter 9 “Rip Van Winkle” Word Work: <i>Revere</i>	<b>Unit Assessment</b> 90 min.
<b>Grammar</b> 15 min. Practice <i>to be</i> Verbs and Modal Auxiliary Verbs	
<b>Morphology</b> 15 min. Practice Suffixes <i>-able</i> and <i>-ible</i>	
<b>Writing</b> 15 min. Edit an Essay	

Pausing Point Day 1	Pausing Point Day 2	Pausing Point Day 3	Pausing Point Day 4
<b>Content Assessment/ Pausing Point</b> 90 min.	<b>Pausing Point</b> 90 min.	<b>Pausing Point</b> 90 min.	<b>Pausing Point</b> 90 min.



## Core Connections

---

During the Core Connections lesson in Lesson 1, students will review information about the Age of Exploration, settlements in the New World, and competing claims to land that led to the French and Indian War. Students will enact a series of vignettes to review prior knowledge and reference a timeline to place the American Revolution in context of these familiar events in history. Students will reference a map of Colonial America that reflects the 13 colonies and a globe or world map of Europe to identify the location of France, England, and North America.

## Reading

---

### *Reader*

The Reader for this unit, *The Road to Independence*, includes complex text and prepares students in Grade 4 for the increased vocabulary and syntax demands aligned texts will present in later grades. *The Road to Independence* focuses on important events and people that led to the colonists' decision to declare independence from the British government. Students will examine the sequence of events leading to the American Revolution and what happened during the war itself. Students will also read two literary selections about the time period.

The Reader also includes two additional selections that may be used for enrichment. Although the Teacher Guide does not include lessons for these enrichment selections, the Activity Book includes activity pages students may complete independently. Please use these selections at your discretion, considering students' needs and the time available in your school day.

## Writing

---

In the writing lessons, students will review the stages of the writing process and engage in an extended writing project. In this unit, students will enact and record key information from vignettes corresponding to the causes of the American Revolution. These activities will lead to the development of a five-paragraph cause and effect essay.

## Grammar

---

In this unit, students will practice using the verb *to be* and modal auxiliary verbs, in addition to practicing noun and pronoun subject-verb agreement with both action and *to be* verbs. Students will also review commas and quotation marks.

## Spelling

---

During this unit's spelling lessons, students will be introduced to both words related to Reader content and affixed words (suffixes *-y*, *-ly*, and prefixes *im-*, *in-*). Each set of spelling words will consist of between 10 and 12 words. Although each set of words does not follow just one single spelling pattern, you may detect certain gaps or misunderstandings in students' knowledge of the code through careful analysis of their spelling errors.

## Morphology

---

In this unit, students will learn the Latin root *port*, prefixes *im-* and *in-*, and suffixes *-able* and *-ible*. Oral and written activities present opportunities to apply morphology skills.

## Fluency

---

Helping students achieve automaticity and fluency to improve reading comprehension is an important goal in CKLA Grade 4. The optional *Fluency Supplement*, consisting of poetry, folklore, fables, and other selections, is provided online at <https://www.coreknowledge.org/free-resource/ckla-ancillary-materials-fourth-grade/>.

These selections provide additional opportunities for students to practice reading with fluency and expression (prosody). You may choose and use the selections at your discretion in any order. For more information about using the *Fluency Supplement*, see the Unit 1 Teacher Guide introduction.

## Assessment

---

Each unit includes a variety of assessment tools, including formal and informal assessments, formative and summative assessments, and progress-monitoring assessments targeting specific skills. Each unit concludes with a multipart unit assessment that assesses content knowledge (informational units only), reading comprehension, grammar, morphology, and fluency (optional). The grammar and morphology portions of the assessment address grammar and morphology skills taught throughout the unit. Specifically, the grammar portion of the unit assessment for *American Revolution* addresses the verb *to be* and modal auxiliary verbs, in addition to noun and pronoun subject-verb agreement with both action and *to be* verbs; the morphology portion addresses the Latin root *port*, prefixes *im-* and *in-*, and suffixes *-able* and *-ible*. Assessment of the content knowledge students acquired by reading *The Road to Independence* is administered after Lesson 7 and as part of the Pausing Point days.

## Teacher Resources

---

At the back of this Teacher Guide, you will find a section titled “Teacher Resources.” This section contains materials needed for instruction of this unit. Additional teacher resources for the entire year can be found in the Yearlong Teacher Resources on the Grade Four Ancillary Materials page on the website:

<https://www.coreknowledge.org/free-resource/ckla-ancillary-materials-fourth-grade/yearlong-teacher-resources/>.

## Digital Components

---

In the Advance Preparation section of each lesson, you will be instructed to create various posters, charts, or graphic organizers for use during the lesson. Many of these items, along with other images such as maps or diagrams, are also available in the Digital Components, found on the primary web page:

<https://www.coreknowledge.org/free-resource/ckla-unit-6-american-revolution/>.

## Recommended Resources

---

You should consider various times throughout the day when you might infuse the curriculum with authentic domain-related literature. If you are able to do so, you may suggest students select books from the Recommended Resources list. In addition, if you recommend that families read aloud with their child each night, you may wish to suggest that they choose titles from this list to reinforce the concepts covered in this unit.

You might also consider creating a classroom lending library, allowing students to borrow domain-related books to read at home with their families. The Recommended Resources list, which also includes online resources, can be found online in the Digital Components, found on the primary web page:

<https://www.coreknowledge.org/free-resource/ckla-unit-6-american-revolution/>.

# Lesson 1

## Unit 6: American Revolution

### CORE CONTENT OBJECTIVES

Students will:

- ✓ Explain that by defeating the French in the French and Indian War, the British established themselves as the dominant power in North America
- ✓ Identify changes in British policy toward the colonies, including the increased taxation as a result of the French and Indian War

LESSON AT A GLANCE	TIME	MATERIALS
<b>Core Connections</b>		
Review Prior Knowledge	45 min.	Colonial North America Map; world map; Activity Page 1.1; Core Connections Timeline
<b>Reading</b>		
Read-Aloud: Chapter 1 "Bills to Pay"	40 min.	<i>The Road to Independence</i> ; Activity Pages 1.2, 1.3; Timeline I
Word Work: <i>Conflict</i>	5 min.	
<b>Take-Home Material</b>		
Reading	*	Activity Pages 1.4, 1.5; <i>Fluency Supplement</i> selection (optional)

### Primary Focus of Lessons

**Core Connections:** By the end of this lesson, students will be able to identify the French and Indian War in North America as a precursor to the American Revolution.

**Reading:** By the end of this lesson, students will be able to cite reasons for the colonists' growing discontent and anger toward Britain.

### Academic Vocabulary

Academic vocabulary words support reading comprehension and may appear across a variety of materials, in language arts and in content areas. Understanding academic vocabulary may contribute to improved performance on assignments and assessments, as these words appear often in directions. Where applicable, general academic words are used throughout the unit, as they refer to all subjects—reading, writing, grammar, morphology, and spelling. They may appear in directions, assessments, spelling lists, activity pages, and discussion questions, among other places.

These words are underlined in lessons wherever they are included. You may wish to define these words and use them intentionally throughout the unit so students hear them used in multiple ways; it is not necessary to teach the words ahead of time.

Following the word list is a chart of applicable Spanish cognates. Providing Spanish cognates may support Spanish-speaking students in comprehending the words in English.

1. **alter**, *v.* to make a change to something
2. **essential**, *adj.* necessary, very important
3. **incorporate**, *v.* to include
4. **recall**, *v.* to remember
5. **relate**, *v.* to make a connection between things; to have a relationship
6. **series**, *n.* a list or group of things in a particular order

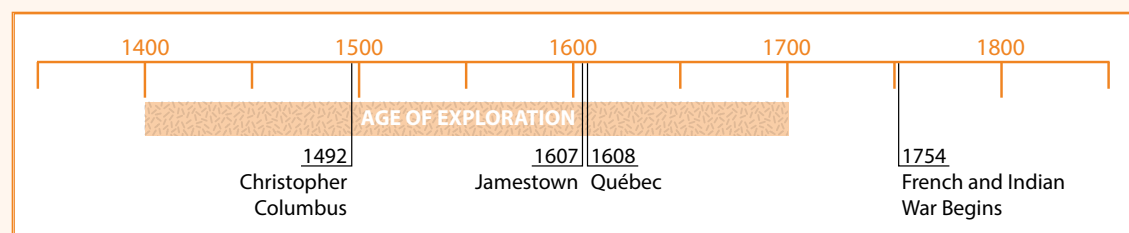
#### Spanish Cognates for Academic Vocabulary in American Revolution

alterar	incorporar
esencial	serie

### ADVANCE PREPARATION

#### Core Connections

- You may wish to prepare to display the digital version of the Colonial North America Map found in the digital components for this unit.
- Read through the Core Connections Vignette on Activity Page 1.1, and decide how you will assign roles to students for performing the scenes.
- Prepare and display the following timeline. Alternatively, you may access a digital version in the digital components for this unit.



#### Reading

- Write the purpose for reading on the board/chart paper. Alternatively, you may access a digital version of this and The Big Question in the digital components for this unit.

Read to learn why the British government taxed the colonists, and why doing so angered the colonists.

- You may wish to prepare to display the digital version of Timeline I found in the digital components for this unit.

### Fluency (optional)

- Choose and make sufficient copies of a text selection from the online *Fluency Supplement* to distribute and review with students for additional fluency practice. If you choose to do a fluency assessment, you will assess students in Lesson 5. See the Unit 1 Teacher Guide introduction for more information on using the *Fluency Supplement*.

## CORE CONNECTIONS

45 minutes

### Review Prior Knowledge

#### Introduce the Topic

5 minutes

- Tell students they will begin a unit called *American Revolution*. Explain that a revolution is an attempt by many people, often with violent fighting, to end the rule of one government and start a new one.
- Tell students the Reader title for this unit is *The Road to Independence*. Tell students *independence* means freedom from outside control or support. A person who is independent is not controlled or financially supported by someone else; a country that is independent is not controlled or ruled by another country.
- Explain that before reading the first chapter of the Reader, you will discuss what life in America was like before the time and events described in the Reader to help students better understand what they will read about. Tell them they may already be familiar with some of the events and this time in history.
- Remind students who participated in CKLA in previous grades that they have read about Native Americans, European explorers, and colonial America.
- Explain that the events leading to the American Revolution began with another war that took place in North America called the French and Indian War. Remind students who participated in CKLA in Grade 3 that they learned about the French and Indian War during the *Colonial America* domain.

**Support** Early explorers called Native Americans “Indians” because the explorers thought they had landed in Asia, in the country of India.

#### Locate Important Places on a Map

5 minutes

- Have students turn to page 91 in the Reader. Alternatively, you may direct students’ attention to the Colonial North America Map you prepared in advance. Explain that this is a map of colonial America showing the 13 colonies.
- Next, show students on a globe or world map where Europe and, more specifically, France and Great Britain, are located. You may also want to point out where the United States and Canada are located in North America.

### Materials

- Colonial North America Map
- world map
- Activity Page 1.1
- Core Connections Timeline

### Note

Throughout this lesson, and other lessons in this Teacher Guide, you will see certain questions or activities labeled either **Support** or **Challenge**. These questions and activities are not intended to be used in all situations. The items labeled **Support** provide additional scaffolding and should be used with classes that would benefit from additional support. The items labeled **Challenge** should be used with classes that would benefit from additional enrichment opportunities.



### Enact Vignettes

30 minutes

- Have students turn to Activity Page 1.1 (Core Connections Vignette).
- Tell students they will review the events that led up to the American Revolution by performing a vignette, or series of short scenes from history.
- Tell students four scenes are included within this vignette. Have a student read the names of each scene:
  - Scene I: European Explorers and the “New World”
  - Scene II: Native American Alliances
  - Scene III: Competing for the Same Land
  - Scene IV: A Long, Long War
- Have students read Scene I silently.
- Assign roles (or have students select roles) for Scene I.
- Enact Scene I by having students with assigned roles read and act out their roles.
- Continue in the same manner, having students read each scene first, choose or assign roles, and enact the scene.

### Note

You may wish to point out that the royals, explorers, and Native Americans in the vignette are representative of their roles at that time in history. There were many explorers during this time and many royals who urged them to claim land for their respective countries. There were also many Native American tribes. For illustrative purposes, you may select a male or female student to play any role.

#### Scene I: European Explorers and the “New World”

**Characters:** *Narrators (4), Timeline Tracker, Audience Member, English Royal, English Explorer, French Royal, French Explorer*

**Narrator 1:** The Age of Exploration occurred from around the 1400s to the 1600s. Ships left busy ports of Spain, Portugal, France, Holland, and England to sail around the world. The explorers aboard these ships sought more than adventure. European kings and queens paid them to find gold, spices . . . and land.

**Timeline Tracker:** [Point out “Age of Exploration” on the Core Connections Timeline on display.]

**Audience Member:** That’s when Christopher Columbus discovered America, right?

**Narrator 2:** Well, not exactly. Native people had lived in the Americas for many, many years before Columbus landed. But, you’re right that in 1492 Columbus was one of the first Europeans to claim land in the Americas for the king and queen of Spain. After that, many other Europeans followed, curious about what this “New World” had to offer.

**Timeline Tracker:** [Point out “Christopher Columbus” on the Core Connections Timeline.]

**Narrator 3:** In the mid-1500s, both the English and the French began to form colonies in the “New World” and in 1607 the English established their first permanent colony in Jamestown, Virginia.

**Narrator 1:** After that—as they say—the rest is history!

**Timeline Tracker:** [Point out “Jamestown” on the Core Connections Timeline.]

**Narrator 4:** Imagine now that you live during the early 1600s. Listen as first the king (or queen) of England and then the king (or queen) of France each talk to an explorer about traveling to the “New World.” Both countries are anxious to claim more land in North America.

**Narrator 1:** First, the English.

**English Royal:** Spain keeps claiming more and more territory across the Atlantic Ocean. We need to get over there and take a share—a LARGE share—for our homeland!

**English Explorer:** Well, sir (ma’am), it seems Spain has already claimed most of the territory in Central and South America. No worries, though, we will get as much of the remaining land as we can!

[English Royal and English Explorer sit down.]

**Narrator 1:** Now, the French.

**French Royal:** We, too, shall sail to this “New World” and get as much land and riches as we can for France.

**French Explorer:** Yes, your majesty!

### Scene II: Native American Alliances

**Characters:** *Narrators (4), Timeline Tracker, Native Americans (2), English Explorer, French Explorer*

**Narrator 1:** At about the same time that English colonists settled Jamestown, French colonists arrived in New France and settled Québec.

**Timeline Tracker:** [Point out “Québec” on the Core Connections Timeline.]

**Narrator 2:** Many of these French and English explorers encountered Native American tribes already living on the land, just as Christopher Columbus had more than 100 years earlier.

**Narrator 3:** Listen as two Native Americans encounter European explorers for the first time.

**Native American 1:** Did they say “New World”?

**Native American 2:** What “New World”? We have lived here for thousands of years.

**Native American 1:** Who are these people?

**Native American 2:** And what do they want?

**Narrator 3:** Native Americans had long traded goods with one another, tribe to tribe. Now, they agreed to trade with the Europeans.

**English Explorer (to Native American 1):** We will trade knives, glass, copper, and brass in exchange for meat, fish, animal skins, and furs.

**French Explorer (to Native American 2):** We will teach you how to hunt with metal weapons if you will teach us to hunt in the wilderness.

**Narrator 4:** For many years, Europeans traded goods with Native Americans. Over time, some tribes formed alliances with the English and others formed alliances with the French.

**Support** Prior to Scene III, tell students that *non* means “no” in French. It is pronounced /noen/. Also tell students *unison* means all together, at the same time. Have students say *non* in unison to practice for the scene.

### Scene III: Competing for the Same Land

**Characters:** *Narrators (2), Map Guide, British General, French General, French (all students)*

**Narrator 1:** Explorers from many European countries raced to claim areas of North America for themselves. The English established colonies along the east coast of North America—between Spanish settlements to the south, and French settlements to the north.

**Map Guide:** [Point out the English colonies as well as the areas north and south of the colonies on the Colonial North America Map.]

**Narrator 2:** By 1733, the British had established 13 colonies in America, the last one being Georgia in 1733. But it was not enough. They pushed westward, across the Appalachian Mountains to an area already occupied by the French—the Ohio River Valley.

### Note

The term *British* applies to contexts from the 1700s on, after the formation of Great Britain. Great Britain includes England, Scotland, and Wales.

**British General:** We need more land so more of our families can build homes. This rich river valley is a true land of opportunity.

**French General:** The French established forts and trading posts here long before the British ever crossed the mountains. Everyone knows this land is called New France.

**Narrator 1:** This was not a good combination! The British and the French had been enemies for years on the other side of the ocean. Now, they were competing for the same land in North America. Listen as French and British generals justify their claim to the same land.

**British General:** [clearing throat] Ahem. It is a well-known fact that the land belongs to Great Britain. The members of the British Parliament even wrote to tell the French to leave at once.

**Narrator 2:** Hmm. This was a bad sign! [to audience] Do you think the French will cooperate with this request?

**French (ALL):** [pausing as if to consider this request before replying in unison] *Non!*

**Narrator 1:** The British prepared to defend the land. And so did the French. It seemed conflict was unavoidable.

#### Scene IV: A Long, Long War

**Characters:** *Narrators (3), Audience Members (2), Timeline Tracker*

**Narrator 1:** And so it was that fighting began between the British and the French, both wanting to control land west of the Appalachian Mountains, the Ohio River Valley.

**Narrator 2:** Both sides knew they could not defeat the other without the help of Native Americans who had lived on the land for thousands of years. The French and their Native American allies were already well-established trading partners.

**Narrator 3:** The British gave gifts and made promises to their Native American allies.

**Narrator 1:** So both sides received help from different Native American tribes when the fighting began.

**Narrator 2:** Eventually, Britain officially declared war on France in 1756. But the British and French colonists had already been fighting for two years in the wilderness of North America. The French and Indian War was well underway.

**Audience Member 1:** Wait! The French and Indian War? Why isn't it called the French and British War?

**Narrator 3:** Excellent question. The war is known as the French and Indian War because the British fought against the French and their Native American, or Indian, allies.

**Narrator 1:** That's right. The French and Indian War was not a war between the French and the Indians. It was between the French and the British—part of their ongoing struggle for control of land in other parts of the world.

**Audience Member 2:** So, fighting was going on in other parts of the world at the same time?

**Narrator 2:** Yes, the French and Indian War was just part of more fighting involving many countries, particularly the French and the British, around the world.

**Narrator 3:** Fighting continued in the wilderness of North America for a very long time—almost nine years in all.

**Narrator 1:** Yes, and that was only the beginning. Even though Great Britain became the dominant power in North America after the war, life in the British colonies was never the same.

**Narrator 2:** But that's a lesson for another day.

**Timeline Tracker:** [Point out “French and Indian War Begins” on the Core Connections Timeline.]

### *Wrap Up*

**5 minutes**

- Have students recall what event in history they will be learning about in this unit. (the American Revolution)
- Have students summarize what they learned in this lesson.
  - Answers may vary, but should include information about the Age of Exploration, and colonies and settlements in the New World; Native Americans living in the New World prior to the arrival of explorers; some explorers and settlers establishing alliances with Native American tribes; conflict between the British and the French over land in the Ohio River Valley; fighting between the British and the French with help from their respective Native American allies, known as the French and Indian War.

## READING

45 minutes

### Read-Aloud: Chapter 1 “Bills to Pay”

40 minutes

#### Introduce the Reader

5 minutes

- Ensure each student has a copy of the Reader, *The Road to Independence*.
- Read the title of the Reader with students and explain that this Reader is a nonfiction, informational book about the events in history that led to the American Revolution and the Revolutionary War.
- Explain that the American Revolution refers to the time period before and during the Revolutionary War, whereas the Revolutionary War refers only to the actual time during which fighting occurred.
- Ask students what they think the title of the Reader, *The Road to Independence*, might mean. Discuss whether they think the title refers to an actual road or is a metaphor.
- Have students turn to the table of contents. Either read several chapter titles from the table of contents aloud or have students read them. Ask students to describe the information they gather by reading the chapter titles in this table of contents.
- Give students a few moments to flip through the Reader and comment on the images they see.
- Ask students to share any comments they have about the Reader.

#### Introduce the Chapter

5 minutes

- Tell students you will read aloud Chapter 1, “Bills to Pay.” They should follow along in their Readers as you read.
- Have students turn to the table of contents, locate the chapter, and then turn to the first page of the chapter.
- Preview the core vocabulary words before reading the chapter.
- Begin by telling students the first vocabulary word they will encounter in this chapter is *conflict*.
- Have them find the word on page 2 of the Reader. Explain that each vocabulary word is bolded the first time it appears in the chapter.
- Explain that the glossary contains definitions of all the vocabulary words in this Reader. Have students refer to the glossary at the back of the Reader, locate *conflict*, and then have a student read the definition.

### Materials

- *The Road to Independence*
- Activity Pages 1.2, 1.3
- Timeline I



- Explain the following:
  - The part of speech follows each word in an abbreviated format as follows: noun–*n.*; verb–*v.*; adjective–*adj.*; adverb–*adv.*
  - Alternate forms of the word appearing in the chapter may follow the definition. They may be a different part of speech than the original word.
- Have students reference Activity Page 1.2 while you read each word and its meaning noting that:
  - The page number (for the first occurrence of the word in the chapter) appears in bold print after the definition.
  - Words are listed in the order in which they appear in the chapter.

1. **conflict**, *n.* a fight or struggle for power or authority **(2)**
2. **turning point**, *n.* a time when an important change occurs **(2)**
3. **burden**, *n.* something that is heavy or difficult to accept **(burdens) (4)**
4. **impose**, *v.* to force or require **(imposed) (5)**
5. **tax**, *n.* money a government charges for services it provides to the people **(taxes) (5)**
6. **assembly**, *n.* people who gather to write laws for a government or organization **(assemblies) (5)**
7. **petition**, *n.* a document people sign to show their agreement or disagreement with something **(petitions) (6)**
8. **opposition**, *n.* disagreement with or disapproval of something **(8)**
9. **mastermind**, *n.* a person who takes the lead in planning and organizing something important **(8)**
10. **militia**, *n.* ordinary people trained to be soldiers but who are not part of the full-time military **(9)**

### Vocabulary Chart for Chapter 1 “Bills to Pay”

Vocabulary Type	Tier 3 Domain-Specific Words	Tier 2 General Academic Words
Core Vocabulary	tax militia	conflict turning point burden impose assembly petition opposition mastermind
Spanish Cognates for Core Vocabulary	milicia	conflicto asamblea petición oposición
Multiple-Meaning Core Vocabulary Words	tax	burden assembly
Sayings and Phrases	have a/no say in the matter raise the money	

- Read the purpose for reading from the board/chart paper:

Read to learn why the British government taxed the colonists and why doing so angered the colonists.

- Have one student read The Big Question at the beginning of the chapter. Ensure students understand the meaning of The Big Question before reading the chapter.

Why did the British government tax the colonists, and why did that make the colonists angry?

### Read “Bills to Pay”

**20 minutes**

Read the chapter aloud as students follow along in their Readers. As you read, stop to read and discuss the corresponding guided reading supports. Guided reading supports in brackets are directional and are not intended to be read aloud. All other phrases and sentences are intended to be read aloud verbatim. Whenever asking a guided reading support question, explicitly encourage students to refer to the text and reread prior to offering an answer.

**A** [Read pages 2–4 aloud.]

**B Inferential** What was the turning point in the French and Indian War?

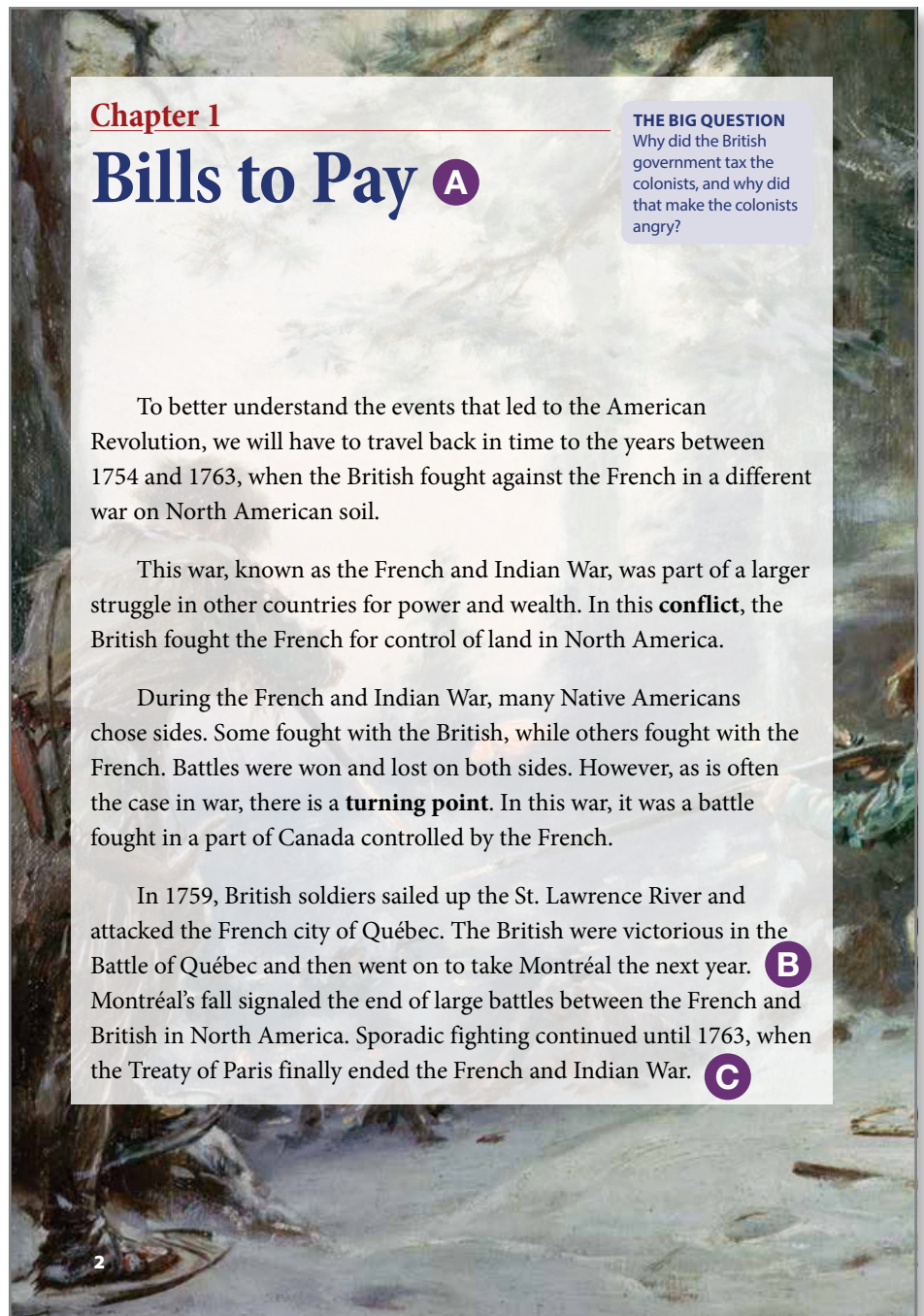
» the Battle of Québec and defeat of Montréal

**Support** What was the French and Indian War? Who was fighting and why?

» The French were fighting the British for control of land in North America. Some Native American tribes fought with the British and others fought with the French.

**Support** [Explain that the phrase *then went on to take Montréal* means the British defeated the French and took over the French city Montréal. Explain that *Montréal's fall* refers to Montréal's defeat and capture by the British.]

**C** [Refer students to the map on page 91 and have them point to the St. Lawrence River and the cities of Québec and Montréal.]



**Chapter 1**

## Bills to Pay **A**

**THE BIG QUESTION**  
Why did the British government tax the colonists, and why did that make the colonists angry?

To better understand the events that led to the American Revolution, we will have to travel back in time to the years between 1754 and 1763, when the British fought against the French in a different war on North American soil.

This war, known as the French and Indian War, was part of a larger struggle in other countries for power and wealth. In this **conflict**, the British fought the French for control of land in North America.

During the French and Indian War, many Native Americans chose sides. Some fought with the British, while others fought with the French. Battles were won and lost on both sides. However, as is often the case in war, there is a **turning point**. In this war, it was a battle fought in a part of Canada controlled by the French.

In 1759, British soldiers sailed up the St. Lawrence River and attacked the French city of Québec. The British were victorious in the Battle of Québec and then went on to take Montréal the next year. **B** Montréal's fall signaled the end of large battles between the French and British in North America. Sporadic fighting continued until 1763, when the Treaty of Paris finally ended the French and Indian War. **C**



French and Indian War

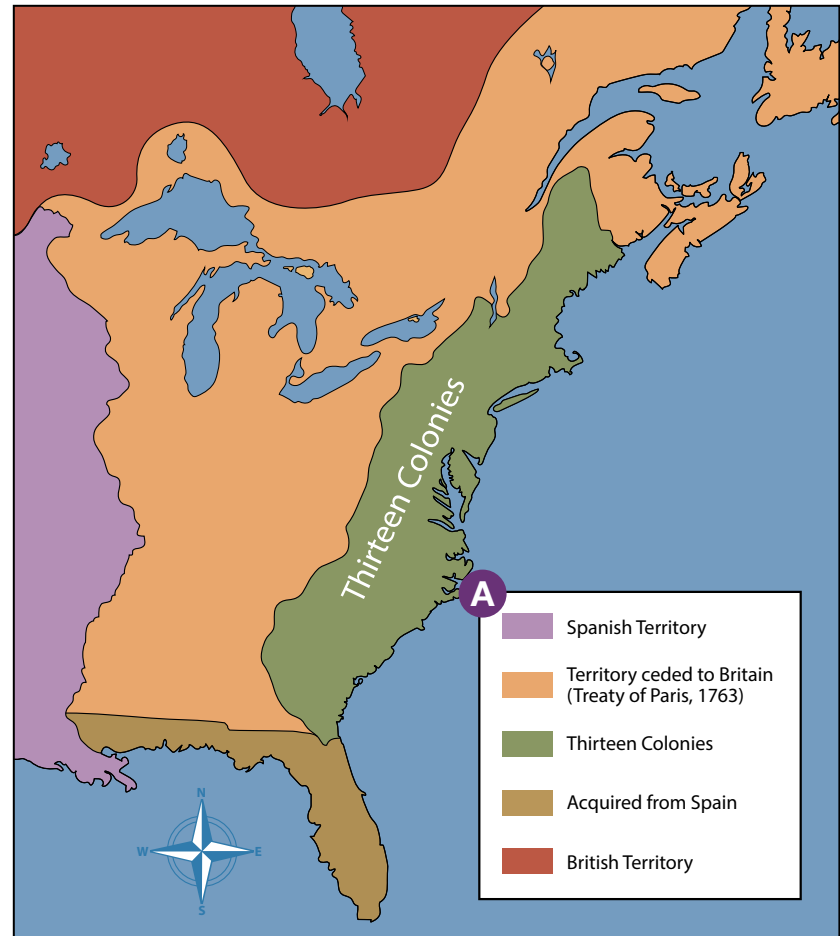
3



**A** [Ask students to refer to the key on the map on page 4 to see how much land previously claimed by France was given to Great Britain. This area is shown in gold on the map.]

In the treaty, France agreed to give up almost all of the land it had claimed in North America. The French handed over control of this land to Great Britain. However, with new land came new responsibilities and financial **burdens**.

Territory gained by Britain (Treaty of Paris, 1763)



4

## B Taxes

The British government had borrowed a lot of money to fight this war. A lot of that money had been spent on protecting the colonists from the French and their Native American allies. All of the money had to be paid back, and the British government felt that the colonists should pay their share. In addition, more money was continually needed to protect the colonies as well as the newly acquired land.

To raise the needed funds, the British government **imposed** new **taxes**, including several that would have to be paid by the colonists. In 1765, King George III and his government proposed the Stamp Act.

The Stamp Act was a tax on printed materials. Colonists were required to buy stamps when they bought printed items such as newspapers, pamphlets, even playing cards. These were not gummed stamps, but rather impressions imprinted or embossed on paper. Many people were upset about the Stamp Act. They thought it was unfair that the king and his government in London were making decisions about taxes the colonists had to pay, while the colonists had no say in the matter. **C**



Stamps were imprinted or embossed on paper.

The British government had generally allowed the colonies to raise taxes themselves. For example, if the government of Virginia needed money, an **assembly** of representatives from different parts of Virginia would meet. This assembly was called the House of Burgesses. Members of the House of Burgesses would determine the best way to raise money. They would propose taxes, and they would vote. If many representatives thought the taxes were unfair, they would not vote for them and, therefore, the taxes would not be approved. Because the House of Burgesses included representatives from different parts of Virginia, most everyone felt the process was fair.

5

**B** [Read page 5 aloud.]

**C Inferential** What was the Stamp Act, and how did the colonists feel about it?

- » The Stamp Act required colonists to pay a tax when they bought printed materials such as newspapers and books. The colonists were angry and thought the tax was not fair.

**Support** What were Great Britain's new responsibilities and financial burdens?

- » The British government borrowed a lot of money to fight the French and Indian War and had to pay it all back; they also needed to continue to protect the colonies.

**Support** Why did the British government think the colonists should help pay the money back?

- » Great Britain spent a lot of money protecting the colonists and would have to spend more money to keep protecting the colonies.



**A** [Read pages 6–8 aloud, stopping at the end of the second paragraph on page 8.]

**B** *Evaluative* Why did the colonists feel the Stamp Act was unfair?

» Answers may vary, but should include that without asking the colonists for their input, the king and British Parliament decided to require colonists to pay taxes to repay money spent fighting the French and Indian War; the colonists did not think it was fair that they were not represented in Parliament and were not asked for their opinion about how to pay for the war; the colonists wanted a say in the discussion about how the money was raised; the colonists were concerned that important decisions about taxes were made by a government with no colonial representatives.

**C** *Inferential* Did the colonists express their unhappiness with the Stamp Act in peaceful or violent ways? Cite evidence from the text.

» Peaceful; holding protest meetings, writing pamphlets, and sending petitions to London are peaceful ways to protest.

**A** Every colony had an assembly similar to the Virginia House of Burgesses. The assemblies weren't all called the House of Burgesses, but they did the same thing: a group of representatives met to discuss new laws and taxes.

Although the colonists continued to raise their own taxes even after 1765, they felt that, rather than imposing a new tax on the colonies, the king and his government should have asked these assemblies to find a



The Stamp Act was very unpopular.

way to raise the money that was needed. Instead, without even as much as a dialogue, the king and his government created the Stamp Act. They did not send it to the colonial assemblies, but directly to Parliament, part of the British government responsible for passing laws and raising taxes.

The colonists agreed that there were bills that had to be paid, and they wanted to contribute.

But they also wanted some say in how the money was raised. They were concerned that important decisions about taxes were being made thousands of miles away, by a parliament that had no colonial representatives. This process didn't seem fair to them. **B**

Other regions outside of England, such as Scotland, had representatives in Parliament. Their job was to represent—and stand up for—the people of Scotland. But there were no representatives from the 13 colonies in Parliament. Not even one!

When the colonists became upset about the Stamp Act, they expressed their unhappiness in various ways. They held protest meetings. They wrote pamphlets. They sent **petitions** to London. They tried to explain why they thought the Stamp Act was unfair. **C**




The Stamp Act was seen as an unfair tax.

6

D

The British Parliament made decisions on laws and taxes, including those that affected the colonies.



7

- D [Read the caption on page 7 aloud. Have students look at and then discuss the image.]

**A Support** A proud British subject is someone who is proud to be from Great Britain, in the same way an American citizen who moves to another country might feel proud to be from America.

**B** [Read the rest of page 8 and all of page 9 aloud.]


**Support** A prime minister is the head of a government with a parliament.

Many of the colonists were proud British subjects. But they also felt that they had rights—rights that the king and his government could not take away. **Opposition** to the Stamp Act spread. **A**

In Virginia, the House of Burgesses passed a motion protesting the Stamp Act. The burgesses agreed that the British Parliament had no right to tax the people of Virginia. **B**

### Prime Minister Grenville

In 1765, the prime minister of Great Britain was George Grenville. He was the **mastermind** behind the Stamp Act. Grenville was faced with the challenge of finding money to support the thousands of British soldiers stationed in the North American colonies. As far as he was concerned, the British soldiers were protecting the colonists, so the colonists should help pay for the soldiers.



George Grenville

At first, the British government was surprised by the colonists' response to the Stamp Act. As prime minister, Grenville remained unsympathetic to the colonial complaints and protests. However, he did not have widespread support, and other government ministers criticized him. He was replaced as prime minister in 1766.

## A Leader Emerges

George Washington fought in the French and Indian War alongside the British. He served as a major and led a group of **militia** against the French in the Ohio River Valley. As a result of a successful mission against a French scouting party, Washington was promoted to colonel. He became the commander of a group of soldiers from Virginia and North Carolina. Although his next mission was not as successful, Washington had made a name for himself as a valiant leader. In 1755, he became the commander of all the Virginia militiamen. He was elected to the Virginia House of Burgesses in 1758.



George Washington

9

**C Inferential** *Emerge* means to develop or come into being. How did Washington emerge as a leader?

- » He gradually took on more responsibility and leadership, moving from a major to a commander during the French and Indian War, and eventually being elected to the Virginia House of Burgesses.

**Support** The Virginia House of Burgesses was an assembly of representatives from different parts of Virginia who met to propose taxes and vote on the best way to raise money.



## Note

Question 1 relates to The Big Question of the chapter.

### Discuss the Chapter and Wrap Up the Lesson

10 minutes

- Use the following questions to discuss the chapter.

1. *Literal* Why did the British government tax the colonists, and why did that make the colonists angry?
  - » The British government borrowed a lot of money to fight the French and Indian War and to protect the colonists; it needed money to repay debts. It passed the Stamp Act, which worked like a tax because people paid it when they bought specific items. This made the colonists angry because they did not have any representation in Parliament or input into how the taxes were collected.
2. *Evaluative Think Pair Share* Do you think the Stamp Act was fair? Do you think the colonists should have paid their share?
  - » Answers may vary, but should include evidence from the text.

- Have students turn to Activity Page 1.3. You may wish to display Timeline I you prepared in advance. Explain that this is a timeline of events related to the American Revolution. Students will add to it over the course of the unit. By the end of the unit students will have a completed timeline showing the sequence of events they learned about related to the American Revolution.
- Use the following questions to guide students in adding events to their timelines as you do so with the displayed timeline:

1. What conflict began in 1754?
  - » the French and Indian War (French and Indian War begins)
2. What was a turning point in the French and Indian War?
  - » the Battle of Québec (1759)
3. When did the French and Indian War end?
  - » 1763 (French and Indian War ends)
4. What tax did Great Britain impose in 1765?
  - » the Stamp Act

- Have students take home Activity Page 1.4 to read and complete for homework.
- Have students take home Activity Page 1.5 to use as a reference throughout the unit.

## Word Work: Conflict

5 minutes

1. In the chapter you read, “In this conflict, the British fought the French for control of land in North America.”
2. Say the word *conflict* with me.
3. *Conflict* means a fight or struggle for power or authority.
4. The conflict between the two countries resulted in war.
5. What is an example of a conflict that you have experienced? Be sure to use the word *conflict* in your response. [Ask two or three students to use the target word in a sentence. If necessary, guide and/or rephrase students’ responses to make complete sentences: “I had a conflict with \_\_\_\_\_ when . . .”]
6. What part of speech is the word *conflict*?  
» noun

[Use a *Making Choices* activity for follow-up.] I am going to read several sentences. If the sentence I read is an example of a conflict, say, “That is a conflict.” If the sentence I read is not an example of a conflict, say, “That is not a conflict.”

1. Jordan wanted to use the television to watch a movie but his brother wanted to use it to play a video game. They argued over who got to use the television.  
» That is a conflict.
2. Justine wanted to stay up late, but her mother told her it was time to go to bed. Justine listened to her mother and got ready for bed.  
» That is not a conflict.
3. Francisco and Daniel took turns using the skateboard.  
» That is not a conflict.
4. The British and the French fought each other for land during the French and Indian War.  
» That is a conflict.
5. Colonists disagreed with the Stamp Act issued by the British government.  
» That is a conflict.



## Materials

- Activity Pages 1.4, 1.5
- *Fluency Supplement* selection (optional)

## TAKE-HOME MATERIAL

### Reading

- Have students take home Activity Page 1.4 to read for fluency and complete for homework.
- Have students take home Activity Page 1.5 to use as a reference throughout this unit.
- Have students take home a text selection from the *Fluency Supplement* if you are choosing to provide additional fluency practice.

# Lesson 2

## Unit 6: American Revolution

### CORE CONTENT OBJECTIVES

Students will:

- ✓ Identify changes in British policy toward the colonies, including the increased taxation as a result of the French and Indian War
- ✓ Explain that changes in British policy toward the colonies and increased taxation contributed greatly to the discontent that the colonists felt toward Great Britain
- ✓ Explain that, with each move by the British government and response by the colonists, the colonies came closer to declaring their independence

LESSON AT A GLANCE	TIME	MATERIALS
<b>Reading</b> Whole Group: Chapter 2 “Trouble Is Brewing” Word Work: <i>Boycott</i>	40 min. 5 min.	Answer Key for Activity Page 1.4; Activity Pages 1.3, 1.4, 2.1; <i>The Road to Independence</i> ; Timeline I
<b>Grammar</b> Review Commas	15 min.	Commas Poster; Activity Page 2.2
<b>Morphology</b> Introduce Root <i>port</i>	15 min.	Activity Page 2.3
<b>Writing</b> Introduce Cause and Effect	15 min.	Cause and Effect Poster; Cause and Effect Chart; Activity Page 2.4
<b>Take-Home Material</b> Grammar; Morphology; Writing *		Activity Pages 2.2–2.4

### Primary Focus of Lessons

**Reading:** By the end of this lesson, students will be able to identify the Sons of Liberty and describe their rebellious acts in Boston.

**Grammar:** By the end of this lesson, students will have reviewed the correct use of commas in dates, places, and items in a series.

**Morphology:** By the end of this lesson, students will be able to identify the meaning of words with the root *port* and use these words correctly in sentences.

**Writing:** By the end of this lesson, students will be able to explain the concept of cause and effect.

## ADVANCE PREPARATION

### Reading

- Write the purpose for reading on the board/chart paper. Alternatively, you may access a digital version of this and The Big Question in the digital components for this unit.

Read to learn what the British Parliament did in response to the colonists' opposition to the Stamp Act, and how the colonists reacted.

- You may wish to prepare to display the digital version of Timeline I found in the digital components for this unit.

### Grammar

- Prepare the following Commas Poster for display. Alternatively, you may access a digital version in the digital components for this unit.

Commas	Example
<b>For dates:</b> Place commas between the day of the month and the year.	The Boston Tea Party happened on December 16, 1773.
<b>For addresses:</b> Place a comma between the name of a city and a state or country.	The Treaty of Paris was signed in Paris, France.
<b>For items in a series:</b> Use commas to separate three or more words/phrases in a series.	Colonists were required to pay a tax when they bought newspapers, pamphlets, and playing cards.

- Write the following sentences on the board/chart paper.

The French and Indian War ended on February 10 1763.

Paul Revere lived in Boston Massachusetts.

The Sons of Liberty marched protested and spoke against the Stamp Act.

### Writing

- Prepare the following Cause and Effect Poster for display for the duration of the unit. Alternatively, you may access a digital version in the digital components for this unit.

<b>Cause</b>	An event or circumstance that makes something happen The reason something happens Answers the question <b>why?</b>
<b>Effect</b>	Something that happens as a result of, or because of, a cause Tells <b>what</b> happened

- Prepare and display the following Cause and Effect Chart. Alternatively, you may access a digital version in the digital components for this unit.

Cause	Effect
I stayed out in the sun too long without sunscreen	
	the balloon popped

## READING

45 minutes

### Whole Group: Chapter 2 “Trouble Is Brewing”

40 minutes

#### Review

5 minutes

- Using the Answer Key at the back of this Teacher Guide, review student responses to Activity Page 1.4, which was assigned for homework.

#### Introduce the Chapter

5 minutes

- Tell students they will read Chapter 2, “Trouble Is Brewing.”
- Have students turn to the table of contents, locate the chapter, and then turn to the first page of the chapter.
- Preview the core vocabulary words before reading the chapter.
- Begin by telling students the first vocabulary word they will encounter in this chapter is *liberty*.
- Have them find the word on page 10 of the Reader. Explain that each vocabulary word is bolded the first time it appears in the chapter.
- Explain that the glossary contains definitions of all the vocabulary words in this Reader. Have students refer to the glossary at the back of the Reader, locate *liberty*, and then have a student read the definition.
- Explain the following:
  - The part of speech follows each word in an abbreviated format as follows: noun–*n.*; verb–*v.*; adjective–*adj.*; adverb–*adv.*
  - Alternate forms of the word appearing in the chapter may follow the definition. They may be a different part of speech than the original word.

### Materials

- Answer Key for Activity Page 1.4
- Activity Pages 1.3, 1.4, 2.1
- *The Road to Independence*
- Timeline I

- Have students reference Activity Page 2.1 while you read each word and its meaning noting that:
  - The page number (for the first occurrence of the word in the chapter) appears in bold print after the definition.
  - Words are listed in the order in which they appear in the chapter.

1. **liberty, n.** freedom (10)
2. **repeal, v.** to undo or withdraw a law (**repealed**) (10)
3. **eliminate, v.** to get rid of something (**eliminated**) (10)
4. **indirectly, adv.** not having a clear and direct connection (11)
5. **boycott, v.** to protest something by refusing to buy, use, or participate (11)
6. **musket, n.** a long, heavy gun that is loaded at the muzzle (13)
7. **engraving, n.** a design or lettering made by cutting into the surface of wood, stone, or metal (13)
8. **accurate, adj.** without mistakes; having the right facts (13)
9. **patriot, n.** a person who supports and defends his or her country (**patriots, patriotism**) (14)

**Vocabulary Chart for Chapter 2 “Trouble Is Brewing”**

<b>Vocabulary Type</b>	<b>Tier 3 Domain-Specific Words</b>	<b>Tier 2 General Academic Words</b>
<b>Core Vocabulary</b>	repeal musket engraving patriot	liberty eliminate indirectly boycott accurate
<b>Spanish Cognates for Core Vocabulary</b>	mosquete patriota	eliminar indirectamente
<b>Multiple-Meaning Core Vocabulary Words</b>		
<b>Sayings and Phrases</b>	took their frustration out on every bit as taxation without representation keep an eye on poured into the streets fired his musket pressing in on once and for all	

- Read the purpose for reading from the board/chart paper:

Read to learn what the British Parliament did in response to the colonists' opposition to the Stamp Act, and how the colonists reacted.

- Have one student read The Big Question at the beginning of the chapter. Ensure students understand the meaning of The Big Question before reading the chapter.

Who were the Sons of Liberty, and what form of protest did they lead in Boston Harbor?

*Read "Trouble Is Brewing"*

**25 minutes**

Guided reading supports in brackets are intended to guide you in facilitating discussion and should not be read verbatim to students. Guided reading supports not in brackets should be read aloud verbatim.

**A** [Have a student read the chapter title aloud.]

[Have students discuss possible meanings of the chapter title. Explain that the term *brewing* is used to describe a method of preparing coffee or tea. Tell them the term may also be used metaphorically to mean preparations are underway (i.e., something is developing).]

**B** [Have students read pages 10 and 11 silently.]

**C** *Inferential* The Sons of Liberty led the cry, “No taxation without representation!” What does the phrase *no taxation without representation* mean?

- » The colonists had no representatives to stand up for them in the British Parliament, where the decision to tax the colonists was made. They felt this was unfair and wanted a voice in making decisions that affected them.

**Support** Who were the Sons of Liberty?

- » The Sons of Liberty was a group of protestors who made speeches against taxes and the British government.

## Chapter 2

# A Trouble Is Brewing

**THE BIG QUESTION**  
Who were the Sons of Liberty, and what form of protest did they lead in Boston Harbor?

**B** Some of the most passionate protests against the Stamp Act took place in Boston, Massachusetts. There, angry crowds took their frustration out on tax collectors.

A new group of protestors formed in Boston in response to the Stamp Act. The group met under a tree that they called the **Liberty Tree**. They made public speeches against taxes and the British government. They cried, “No taxation without representation!” This group became known as the Sons of Liberty. **C**

Eventually, after much protest, the British government decided to **repeal** the Stamp Act in 1766. Parliament **eliminated** the tax on paper products, but in 1767 it replaced it with other taxes—including taxes on imported goods, such as tea. These taxes were officially called the Townshend Acts.



Buying, selling, even drinking tea became a political act in 1773.





Teapot celebrating the repeal of the Stamp Act

Tea was a popular drink in the colonies, just as it was in Great Britain. However, many people decided they would not buy British tea if they had to pay an unfair tax. And they thought the new tax on tea was every bit as unfair as the old tax on paper. After all, the new tax had been approved by the same British Parliament in London, and there were still no representatives from the 13 colonies there.

Suddenly, deciding to take a sip of tea meant something more than just having a drink. If you bought British tea, you were paying a tax, and, **indirectly**, you were agreeing that Parliament had the right to tax the colonies. On the other hand, if you refused to buy British tea, you were making a statement of a different kind: you were saying that you did not approve of—and would not accept—taxation without representation.

Colonists who were angry about the new tax agreed not to buy British tea. But they didn't stop there. They also visited inns and other places that sold tea and asked the owners to stop selling it. Many establishments agreed to **boycott** British tea. **D**

11

**D** *Evaluative* Why didn't the British government's repeal of the Stamp Act change the way colonists felt?

- » The British government repealed the Stamp Act but imposed a new tax in its place. The new tax had been approved without colonial representation in Parliament, just as with the Stamp Act. Again, the colonists had to pay a tax they thought was unfair.

**A** [Have students read pages 12–14 silently.]



Advertisement for a  
Sons of Liberty meeting

Debates and protests about the British government's role in colonial affairs continued, especially in Boston.

In 1768, in response to the protests about the new taxes, the British government sent soldiers to Boston to keep an eye on the Sons of Liberty. Because the British soldiers wore red uniforms, the colonists sometimes referred to them as "redcoats" or "lobster backs."

In March 1770, several Bostonians got into a tussle with a redcoat. The Bostonians surrounded the soldier and called him names. They threw snowballs at him, and some members of the crowd even threatened him with sticks and clubs.

More British soldiers arrived on the scene. They ordered the Bostonians to go home, but the angry protestors refused. The situation became more serious when even more people poured into the streets. Soon a crowd of 300 angry Bostonians was pressing in on the outnumbered British soldiers.

**12**

Some of the Bostonians shouted at the soldiers, daring them to fire their guns. One of the Bostonians threw something at the soldiers. It may have been a snowball. It may have been a rock. Whatever it was, it hit one of the soldiers and knocked him down. Perhaps thinking his life was in danger, the soldier fired his **musket**. One of the Bostonians fought back, attacking the soldier with a club. After that, the other British soldiers responded. They fired into the crowd. When it was over, five people were dead.

The Sons of Liberty were outraged. They began making speeches about the incident, which became known as the Boston Massacre. They insisted that the Bostonians had been protesting peacefully and the British had no reason to fire on them. One of the Sons of Liberty, a man named Paul Revere, created an **engraving** that showed British soldiers firing into a crowd of peaceful protestors. It was not an entirely **accurate**

**B**



Paul Revere's engraving of the event that became known as the Boston Massacre

13

**B Evaluative** Do you think the British soldiers had good reason to fire on the Bostonians? Support your answer with evidence from the text.

- » Answers may vary, but may include: yes, because the British were outnumbered and they were provoked by the angry crowd's actions (shouting, taunting, throwing objects, and hitting one of the soldiers); or no, because the Bostonians were unarmed and unable to defend themselves.

**Support** Describe the incident that became known as the Boston Massacre.

- » Answers may vary, but should include the fact that British soldiers opened fire on a crowd of protestors in the streets of Boston.

**Support** Explain that the word *massacre* is a synonym for *murder* and is often used when innocent, unarmed people are killed.



**A** *Evaluative* Why do you think the incident in Boston Harbor became known as the Boston Tea Party?

- » Answers may vary, but may include the fact that it is a metaphorical term. Tea is drunk at a tea party. No tea was drunk, yet there was certainly enough tea in the ocean for “the world’s largest tea party.”

**Support** Why did the Sons of Liberty dump chests of tea into the harbor?

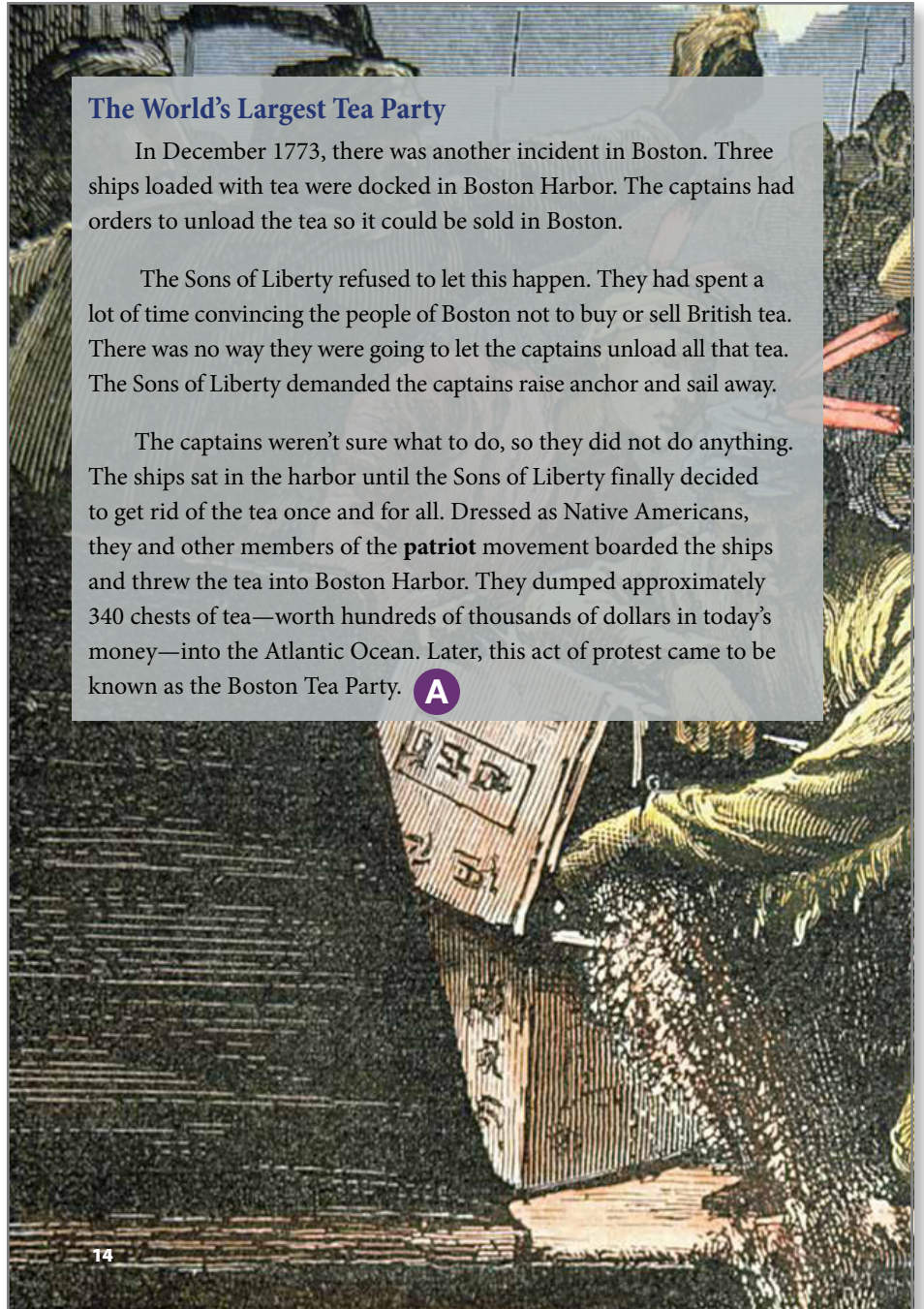
- » They had spent a lot of time and effort convincing the people of Boston not to buy or sell British tea, and they were not going to let the captains unload all that tea. When the captains did nothing, the Sons of Liberty decided to get rid of the tea so they dumped it into Boston Harbor.

### The World’s Largest Tea Party

In December 1773, there was another incident in Boston. Three ships loaded with tea were docked in Boston Harbor. The captains had orders to unload the tea so it could be sold in Boston.

The Sons of Liberty refused to let this happen. They had spent a lot of time convincing the people of Boston not to buy or sell British tea. There was no way they were going to let the captains unload all that tea. The Sons of Liberty demanded the captains raise anchor and sail away.

The captains weren’t sure what to do, so they did not do anything. The ships sat in the harbor until the Sons of Liberty finally decided to get rid of the tea once and for all. Dressed as Native Americans, they and other members of the **patriot** movement boarded the ships and threw the tea into Boston Harbor. They dumped approximately 340 chests of tea—worth hundreds of thousands of dollars in today’s money—into the Atlantic Ocean. Later, this act of protest came to be known as the Boston Tea Party. **A**








Boston Tea Party

15



**A** [Have students read the first paragraph on page 16 silently.]

**B** *Literal* Who was Phillis Wheatley?

» She was an enslaved African who lived in Massachusetts and wrote a poem when the Stamp Act was repealed.

**C** [Read Phillis Wheatley’s poem aloud.]

[Note: Due to archaic language and symbolic references, the poem by Phillis Wheatley is quite challenging. You may choose to ask students to read and discuss only the explanatory paragraph about Phillis Wheatley. You may also choose to read the poem aloud to expose students without analyzing the meaning of the poem.]

**D** **Challenge** Do you think Wheatley’s poem is favorable or unfavorable toward the king? Find evidence in the text to support your answer.

» Answers may vary, but should include the poem is favorable, praising the king. Evidence may be given from phrases in the poem itself (*crown . . . may flourish long; all with love and readiness obey; our father and our lord; George, beloved by all nations*) or from the opening lines on the page where the author mentions the colonists’ numerous expressions of gratitude for the king’s repeal of the Stamp Act—articles, letters, and songs.

**Support** [You may want to point out that Phillis Wheatley incorporates a reference to the repeal of the Stamp Act in her poem. Have students look where the asterisk (\*) appears in the poem and discuss the meaning of the two previous lines.]

## Phillis Wheatley **A**

When the Stamp Act was repealed, many people in the colonies were delighted. Some people wrote articles, letters, and songs expressing their gratitude. One woman, named Phillis Wheatley, wrote a poem. Phillis Wheatley was an enslaved African who had been brought to Massachusetts on a slave ship. She had gone to work in the home of a merchant named John Wheatley. The Wheatleys taught her to read and write. Eventually, she began to write poetry. A book of her poems was published in 1773. Her poem to King George became one of her best-known works: **B**



Phillis Wheatley

**C** *To the King’s Most Excellent Majesty 1768*

*YOUR subjects hope, dread Sire—  
The crown upon your brows may flourish long,  
And that your arm may in your God be strong!  
O may your sceptre num’rous nations sway,  
And all with love and readiness obey!  
But how shall we the British king reward!  
Rule thou in peace, our father, and our lord!  
Midst the remembrance of thy favours past,  
The meanest peasants most admire the last\*  
May George, beloved by all the nations round,  
Live with heav’n’s choicest constant blessings crown’d!  
Great God, direct, and guard him from on high,  
And from his head let ev’ry evil fly!  
And may each clime with equal gladness see  
A monarch’s smile can set his subjects free!*

\* *The Repeal of the Stamp Act* **D**

**E**

### Crispus Attucks

Crispus Attucks was among the people killed during the Boston Massacre. Attucks was part African and part Native American. He had been enslaved, but at the time of the Boston Massacre he was a sailor. During the crossfire, Attucks was shot in the chest and died immediately. Three others, and eventually a fourth, also died as a result of the incident in Boston. On the day of the funerals, many shops closed. Thousands of people filed through the streets of Boston following the victims' coffins. Attucks and the others became heroes.



Crispus Attucks

**F**

### The Sons of Liberty

The Sons of Liberty was largely made up of small business owners. Several were merchants and tradesmen. The group got its name from an Irishman named Isaac Barre. Barre was a soldier and a politician. He spoke out in the British Parliament against some of the decisions being made regarding the colonies. Like George Washington, Isaac Barre fought in the French and Indian War. He was involved in the defeat of the French at the Battle of Québec. He was strongly opposed to the taxes that were being imposed on the colonists. In one of his speeches, Barre referred to the colonists as Sons of Liberty. The name inspired some of the protestors in the colonies, and the group has been known as the Sons of Liberty ever since.



Isaac Barre

**G****17**

**E** [Have a different student read each text box on page 17 aloud.]

**F** *Inferential* Why is Crispus Attucks remembered today?

» He was one of the people who died during the Boston Massacre.

**G** *Inferential* Why did Isaac Barre refer to the colonists as the Sons of Liberty?

» Answers may vary, but could include that he was strongly opposed to the taxes the British imposed on the colonists; he supported the colonists in their decision to fight for freedom; he thought they would fight for freedom in the same manner they would fight for a family member.



## Note

Question 1 relates to The Big Question of the chapter.

### Discuss the Chapter and Wrap Up the Lesson

5 minutes

- Use the following questions to discuss the chapter.

1. **Literal** Who were the Sons of Liberty, and what form of protest did they lead in Boston Harbor?
  - » The Sons of Liberty was a group of protestors who formed in Boston in response to the Stamp Act. They gave speeches against taxes and the British government. When Parliament replaced the Stamp Act with a tax on tea, the Sons of Liberty led a protest by dumping chests of tea into Boston Harbor.
2. **Inferential** The title of this chapter is “Trouble Is Brewing,” which means trouble is developing. What was that trouble?
  - » The Boston Tea Party (protestors dumping tea into Boston Harbor)

- Have students turn to Activity Page 1.3 as you display Timeline I. Use the following questions to guide students in adding events to their timelines as you do so with the displayed timeline:

1. In what year did the British government repeal the Stamp Act?
  - » 1766
2. What incident took place between the colonists and the redcoats on the streets of Boston in March 1770, resulting in the death of Crispus Attucks?
  - » the Boston Massacre
3. What is the name of the protest in which the Sons of Liberty helped dump tea into the Boston Harbor in December 1773?
  - » the Boston Tea Party

### Word Work: *Boycott*

5 minutes

1. In the chapter you read, “Many establishments agreed to boycott British tea.”
2. Say the word *boycott* with me.
3. *Boycott* means to protest something by refusing to buy, use, or participate.
4. Some people marched outside the supermarket to boycott the high price of lettuce.
5. What is something you might boycott as a form of protest? Be sure to use the word *boycott* in your response. [Ask two or three students to use the target word in a sentence. If necessary, guide and/or rephrase students’ responses to make complete sentences: “I might boycott \_\_\_\_\_ because . . .”]
6. What part of speech is the word *boycott*?
  - » verb

[Use a *Discussion* activity for follow-up.] Talk with a partner about why the colonists thought boycotting British tea would be an effective way to protest. Be sure to use the word *boycott* in complete sentences as you discuss this with your partner.

## GRAMMAR

15 minutes

### Review Commas

- Remind students they learned several different ways to use commas in a previous unit.
- Refer to the Commas Poster you prepared in advance. Point out the following:
  - Commas are used to separate the day of the month and the year. Have students identify the commas in the example: *The Boston Tea Party happened on December 16, 1773.*
  - Commas are used to separate the name of a city from a state or country. Have students identify the comma in the example: *The Treaty of Paris was signed in Paris, France.*
  - Commas are used to separate three or more words and phrases in a series. Have students identify the commas in the example: *Colonists were required to pay a tax when they bought newspapers, pamphlets, and playing cards.*
- Refer to the sentences you prepared in advance. Have students help you insert commas where they belong. Be sure to have students explain their placement of commas.

The French and Indian War ended on February 10, 1763.

Paul Revere lived in Boston, Massachusetts.

The Sons of Liberty marched, protested, and spoke against the Stamp Act.

- Have students turn to Activity Page 2.2. Review all the directions and have students complete the activity page for homework.

### Materials

- Commas Poster
- Activity Page 2.2

## MORPHOLOGY

15 minutes

### Materials

- Activity Page 2.3

### Note

You will not write the information in the shaded columns on the board/chart paper, as that information is intended for use during oral instruction. Complete as many examples as time permits.

### Introduce Root *port*

- Refer to the Roots Poster on display in the classroom and read the definition of *root*.
- Tell students they will study the root *port*. Explain that the origin of *port* is Latin and it means “to carry.”
- Write *port* and its meaning on the Roots Poster.
- Explain that prefixes can be added to the beginning of *port* and suffixes can be added to the end. Adding prefixes and suffixes can change the part of speech of the word.
- Write *transport* on the board/chart paper. Underline *port*.
- Briefly discuss the meaning of the word and then use it in a sentence. (*Transport* means to carry something from one place to another. The school bus will *transport* students on their field trip.)
- Have students provide sentences using the word *transport*. (Answers may vary.)
- Continue in this manner with the remaining *port* words, using the following chart as a guide.

Word	Meaning	Sentence
import	(verb) to bring in a product from another country to be sold	The new restaurant in town will <u>import</u> cheese from France.
export	(verb) to send out a product to another country to be sold	The United States exports dairy, eggs, and sugar to other countries.
transportation	(noun) a way of traveling from one place to another	Our <u>transportation</u> for summer vacation will include a bus and a train.
portable	(adjective) easy to carry or move	We have a <u>portable</u> fan that we can move to any room in the house.
portfolio	(noun) a set of projects or artwork presented together in a folder; a flat case used to carry paper projects and artwork	I brought home my art <u>portfolio</u> on the last day of school.
support	(verb) to carry the weight of something	A strong foundation <u>supports</u> the house.

- Have students turn to Activity Page 2.3. Complete the first sentence as a class, and have students complete the rest of the activity page for homework.

## Introduce Cause and Effect

- Tell students they will be writing a cause and effect essay for this unit. Today you will introduce the concept of cause and effect as students begin the planning stage of the writing process. Briefly reference the Writing Process Graphic on display in the classroom.
- Refer to the Cause and Effect Poster you prepared in advance. Ask one student to read the definition of *cause* and another student to read the definition of *effect*.
- Share the following example of a simple cause and effect statement:
  - Joshua put on his heavy winter coat because it was cold outside.
- Have students identify the cause, or reason, which made Joshua put on his heavy winter coat. Tell them to test their idea of what the cause is by asking if it answers the question *why?* (Why did Joshua put on his heavy winter coat?)
  - Cause: it was cold outside
- Have students identify the effect, or the thing that happened, because of it being cold outside. Tell them to test their idea of what the effect is by asking if it tells *what* happened. (What happened because it was cold outside?)
  - Effect: Joshua put on his heavy winter coat
- Point out that the cause or effect may occur at the beginning or the end of the sentence. For example, the following sentence means the same as the first sentence, but is ordered differently:
  - It was cold outside, so Joshua put on his heavy winter coat.
- Refer to the Cause and Effect Chart you prepared in advance.
- Have a student read the first item under “Cause.”
- Ask students what effect staying in the sun too long without sunscreen might have on someone. (Answers may vary, but could include getting burned by the sun.)
- Write “I got burned by the sun” in the first row of the chart under “Effect.”
- Have students formulate different sentences explaining this cause and effect. For example:
  - Because I stayed out in the sun too long without sunscreen, I got burned by the sun.
  - I got burned by the sun because I stayed out in the sun too long without sunscreen.
- Next, refer to the second row in the “Effect” column and have a student read the item.

## Materials

- Cause and Effect Poster
- Cause and Effect Chart
- Activity Page 2.4

- Tell students the balloon popped because of an event or circumstance. Ask students to suggest why the balloon popped.
  - Answers may vary, but should include reasonable suggestions such as being punctured by an object or bursting due to pressure of some sort (heat).
- Write “Someone poked the balloon with a pin” under “Cause” on the second row of the chart.
- Have students formulate different sentences explaining this cause and effect. For example:
  - The balloon popped because someone poked it with a pin.
  - Because someone poked it with a pin, the balloon popped.
- Have students turn to Activity Page 2.4. Review the chart, noting that it includes the two examples completed as a class.
- Have students complete the next row of the chart, filling in one effect for “the alarm clock did not ring.”
- Briefly discuss student answers.
- Have students complete the rest of Activity Page 2.4 for homework.

## TAKE-HOME MATERIAL

### Grammar; Morphology; Writing

- Have students take home Activity Pages 2.2–2.4 to complete for homework.

### Materials

- Activity Pages 2.2–2.4

# Lesson 3

## Unit 6: American Revolution

### CORE CONTENT OBJECTIVES

Students will:

- ✓ Identify changes in British policy toward the colonies, including the increased taxation as a result of the French and Indian War
- ✓ Explain that changes in British policy toward the colonies and increased taxation contributed greatly to the discontent that the colonists felt toward Great Britain
- ✓ Explain that, with each move by the British government and response by the colonists, the colonies came closer to declaring their independence

LESSON AT A GLANCE	TIME	MATERIALS
<b>Reading</b> Partner: Chapter 2 “Trouble Is Brewing” Word Work: <i>Accurate</i>	40 min. 5 min.	<i>The Road to Independence</i> ; Activity Page 3.1
<b>Writing</b> Identify Causes and Effects	45 min.	Activity Page 3.3; Answer Key for Activity Page 3.3; <i>The Road to Independence</i> ; Transition Words Poster
<b>Take-Home Material</b> Reading; Writing	*	Activity Pages 3.2–3.4

### Primary Focus of Lessons

**Reading:** By the end of this lesson, students will be able to cite reasons for the colonists’ growing discontent and anger toward Great Britain.

**Writing:** By the end of this lesson, students will be able to identify cause and effect in a sentence.

### ADVANCE PREPARATION

#### Reading

- Write the purpose for reading on the board/chart paper. Alternatively, you may access a digital version of this and The Big Question in the digital components for this unit.

Read to better understand the roles various people played as the colonists’ discontent with Great Britain grew.



### Writing

- Prepare the following Transition Words Poster for display for the remainder of the unit. Alternatively, you may access a digital version in the digital components for this unit.

Cause Transition Words	Effect Transition Words
because due to one cause is, another is since for first, second	consequently as a result thus resulted in one result is, another is so

### Grammar; Morphology; Writing

- Collect Activity Pages 2.2 and 2.3 to review and grade as there are no grammar or morphology lessons today. Also collect Activity Page 2.4 to review and monitor student progress.

### Materials

- *The Road to Independence*
- Activity Page 3.1

## READING

45 minutes

### Partner: Chapter 2 “Trouble Is Brewing”

40 minutes

#### Review the Chapter

5 minutes

- Tell students they will reread Chapter 2, “Trouble Is Brewing.”
- Have students turn to the table of contents, locate the chapter, and then turn to the first page of the chapter.
- Remind students they read about growing tensions between British subjects living in Boston, Massachusetts, and the British government in London, England. Cite the Boston Massacre and the Boston Tea Party as examples of discontent.
- You may wish to review the following vocabulary words before you reread the chapter:

1. **liberty, n.** freedom (10)
2. **repeal, v.** to undo or withdraw a law (**repealed**) (10)
3. **eliminate, v.** to get rid of something (**eliminated**) (10)
4. **indirectly, adv.** not having a clear and direct connection (11)
5. **boycott, v.** to protest something by refusing to buy, use, or participate (11)
6. **musket, n.** a long, heavy gun that is loaded at the muzzle (13)
7. **engraving, n.** a design or lettering made by cutting into the surface of wood, stone, or metal (13)
8. **accurate, adj.** without mistakes; having the right facts (13)
9. **patriot, n.** a person who supports and defends his or her country (**patriots, patriotism**) (14)

- Remind students they can look up a word in the glossary if they forget its meaning.
- Read the purpose for reading from the board/chart paper:

Read to better understand the roles various people played as the colonists' discontent with Great Britain grew.

- Have one student read The Big Question at the beginning of the chapter. Ensure students understand The Big Question before reading the chapter.

Who were the Sons of Liberty, and what form of protest did they lead in Boston Harbor?

### *Read "Trouble Is Brewing"*

**25 minutes**

Pair students to read and discuss the chapter. We encourage you to differentiate assigning students either to read independently or with partners, based on their needs. Have students make a note of vocabulary, phrases, or concepts they do not understand, noting the page number, so they may seek clarification. As students read, circulate among the class, monitoring students' focus and progress.

- Have students complete Activity Page 3.1 with their partners after reading.

At this point in the school year, some or all of your students are likely ready for the challenge of reading the entire chapter independently to themselves, especially since this lesson is a reread of the chapter read as a whole group yesterday. We encourage you to differentiate assigning students either to read independently or with partners, based on their needs. Likewise, you may want to ask some or all students to complete Activity Page 3.1 independently, which can then be used as a formative assessment to determine how well each student understood what was read.

## Note

Question 1 relates to The Big Question of the chapter

### Discuss the Chapter and Wrap Up the Lesson

10 minutes

- Review the correct answers to Activity Page 3.1 with the whole class. You may wish to select different students to read each question and share their response, including the page number where the answer was located.

1. There, angry crowds took their frustration out on tax collectors.
  - » Answers may vary, but should include that people got mad at the tax collectors because they thought the taxes were unfair, and the tax collectors were the ones who had to enforce payment of them. (page 10)
2. And they thought the new tax on tea was every bit as unfair as the old tax on paper.
  - » Answers may vary, but should include that they believed the tax on tea was just as unfair as the taxes on paper had been. (page 11)
3. In 1768, in response to the protests about the new taxes, the British government sent soldiers to Boston to keep an eye on the Sons of Liberty.
  - » Answers may vary, but should include that the British government sent soldiers to Boston to spy on the Sons of Liberty. (page 12)
4. The situation became more serious when even more people poured into the streets.
  - » Answers may vary, but should include that the situation got worse because more angry people came out into the streets. (page 12)
5. Soon a crowd of 300 angry Bostonians was pressing in on the outnumbered British soldiers.
  - » Answers may vary, but should include that a group of angry Bostonians surrounded the British soldiers. (page 12)

- Tell students they will take home Activity Page 3.2 to read for homework.

## Word Work: *Accurate*

5 minutes

1. In the chapter you read, “It was not an entirely accurate picture of what had happened, but many colonists thought it was.”
2. Say the word *accurate* with me.
3. *Accurate* means without mistakes, or having the right facts.
4. Sam gave accurate answers to all 10 of his math problems.
5. What are some other examples where it is important to provide accurate information? Be sure to use the word *accurate* in your response. [Ask two or three students to use the target word in a sentence. If necessary, guide and/or rephrase students’ responses to make complete sentences: “My cousin’s accurate directions helped me find her house without any trouble.”]
6. What part of speech is the word *accurate*?  
» adjective

[Use a *Synonyms and Antonyms* activity for follow-up.] What does *accurate* mean? What are some synonyms, or words that have a similar meaning, of *accurate*? [Prompt students to provide words like *exact*, *precise*, and *right*.] What are some antonyms, or words that have the opposite meaning, of *accurate*? [Prompt students to provide words like *incorrect*, *wrong*, *invalid*, and *faulty*. As students discuss synonyms and antonyms, guide them to use the word *accurate* in a complete sentence: “An antonym of *accurate* is *inaccurate*.”]

## WRITING

45 minutes

### Identify Causes and Effects

#### *Review Cause and Effect*

5 minutes

- Remind students they learned about cause and effect in the previous lesson. Reference the Cause and Effect Poster on display in the classroom.
- Tell students today they will use the content from Chapter 1 of the Reader to identify the causes and effects surrounding Britain’s imposition of the Stamp Act.

#### *Sequence Events*

15 minutes

- Have students turn to Activity Page 3.3. Tell them they will sequence events from Chapter 1 to draft a cause and effect paragraph. Have students reference Chapter 1 if they need help sequencing the events.
- Give students a few minutes to sequence the events. Then, using the Answer Key provided in Teacher Resources, review answers to Activity Page 3.3 to ensure all students have the correct chronology.

### Materials

- Activity Page 3.3
- Answer Key for Activity Page 3.3
- *The Road to Independence*
- Transition Words Poster

### Identify Causes and Effects

20 minutes

- Have a student read the instructions for the next section of the activity page, Identify Causes and Effects. Review the completed example (#1) to ensure that all students understand the instructions.
- Give students time to complete the remaining examples on their own. Then, using the Answer Key, briefly review the answers.
- Direct students' attention to the Transition Words Poster you prepared in advance. Point out that this chart also appears on their activity page. Have a student read the last set of directions on the activity page aloud, including the chart.
- Have a student go back and read statement #1 and identify the transition word. (*because*)
- Ask students to circle the word *because* and tell them this word provides a clue to identifying why something happened, or the cause.

**Because** the British and the French wanted to gain control of land in North America, they fought each other in the French and Indian War.

- Have students identify and circle cause and effect transition words in the remaining sentences.
- Circulate and check in with students, providing guidance and support as needed.

### Wrap Up

5 minutes

- Tell students they will use completed Activity Page 3.3 to draft a cause and effect paragraph for homework. They will use their own words to explain how the French and Indian War eventually led to the Stamp Act and colonial protests. Encourage students to use cause and effect transition words in their drafts.
- Have students complete Activity Page 3.4 for homework, using Activity Page 3.3 as a guide.

### Materials

- Activity Pages 3.2–3.4

## TAKE-HOME MATERIAL

### Reading; Writing

- Have students take home Activity Pages 3.2–3.4 to complete for homework.

# Lesson 4

## Unit 6: American Revolution

### CORE CONTENT OBJECTIVES

Students will:

- ✓ Explain that the new laws called the Intolerable Acts contributed to the discontent the colonists felt toward Great Britain
- ✓ Explain that the colonists sent representatives from twelve of the thirteen colonies to Philadelphia to meet at the First Continental Congress
- ✓ Explain that the Revolutionary War began in Concord and Lexington in April 1775

LESSON AT A GLANCE	TIME	MATERIALS
<b>Reading</b> Whole Group: Chapter 3 “The Fight Begins” Word Work: <i>Intolerable</i>	40 min. 5 min.	<i>The Road to Independence</i> ; Activity Pages 1.3, 4.1, 4.2; Timeline I
<b>Grammar</b> Review Quotation Marks	15 min.	Quotation Marks Poster; <i>The Road to Independence</i> ; Activity Page 4.3
<b>Morphology</b> Practice Root <i>port</i>	15 min.	Activity Page 4.4
<b>Writing</b> Draft an Introductory Paragraph	15 min.	Activity Page 3.4
<b>Take-Home Material</b> Reading	*	Activity Page 4.2

### Primary Focus of Lessons

**Reading:** By the end of this lesson, students will be able to explain the British government’s response to the Boston Tea Party and the colonists’ reaction.

**Grammar:** By the end of this lesson, students will have reviewed the correct use of commas and quotation marks.

**Morphology:** By the end of this lesson, students will be able to use words with the root *port* correctly.

**Writing:** By the end of this lesson, students will be able to draft an introductory paragraph for a cause and effect essay.



## ADVANCE PREPARATION

### Reading

- Write the purpose for reading on the board/chart paper. Alternatively, you may access a digital version of this and The Big Question in the digital components for this unit.

Read to learn how the British Parliament angered the colonists further, and what the colonists did in response.

- You may wish to prepare to display the digital version of Timeline I found in the digital components for this unit.

### Grammar

- Prepare the following Quotation Marks Poster for display. Alternatively, you may access a digital version in the digital components for this unit.

Quotation Marks	Example
Quotation marks are used to show exactly what a person says or has said. (dialogue)	The Sons of Liberty cried, "No taxation without representation!" OR "No taxation without representation!" the Sons of Liberty cried.
Quotation marks are used when copying exact words from a written text.	The text states, "During the French and Indian War, many Native Americans chose sides." OR "During the French and Indian War, many Native Americans chose sides," the text states.
When a quotation is split within one sentence, quotation marks indicate which part of the sentence is being quoted.	"During the French and Indian War," the text states, "many Native Americans chose sides."

## READING

45 minutes

### Whole Group: Chapter 3 “The Fight Begins”

40 minutes

#### Review

5 minutes

- Ask students the following questions to review Chapter 2, “Trouble Is Brewing.”
  - Who were the group of protesters, formed in response to the Stamp Act, who shared in the belief that the British were treating colonists unfairly?
    - » the Sons of Liberty
  - Why weren’t the Sons of Liberty satisfied when the British government repealed the Stamp Act?
    - » because the British imposed new taxes, including a tax on British tea
  - What famous protest did the Sons of Liberty lead in reaction to the new tax on tea?
    - » the Boston Tea Party

#### Introduce the Chapter

5 minutes

- Tell students they will read Chapter 3, “The Fight Begins.”
- Have students turn to the table of contents, locate the chapter, and then turn to the first page of the chapter.
- Have a student read the title aloud.
- Preview the core vocabulary words before reading the chapter.
- Begin by telling students the first vocabulary word they will encounter in this chapter is *intolerable*.
- Have them find the word on page 21 of the Reader. Explain that each vocabulary word is bolded the first time it appears in the chapter.
- Explain that the glossary contains definitions of all the vocabulary words in this Reader. Have students refer to the glossary at the back of the Reader, locate *intolerable*, and then have a student read the definition.
- Explain the following:
  - The part of speech follows each word in an abbreviated format as follows: noun–*n.*; verb–*v.*; adjective–*adj.*; adverb–*adv.*
  - Alternate forms of the word appearing in the chapter may follow the definition. They may be a different part of speech than the original word.
- Have students reference Activity Page 4.1 while you read each word and its meaning noting that:
  - The page number (for the first occurrence of the word in the chapter) appears in bold print after the definition.

### Materials

- *The Road to Independence*
- Activity Pages 1.3, 4.1, 4.2
- Timeline I

– Words are listed in the order in which they appear in the chapter.

1. **intolerable, *adj.*** too painful or hard to be accepted (21)
2. **grievance, *n.*** a complaint resulting from being treated unfairly; a reason for complaining about a situation (**grievances**) (22)
3. **import, *v.*** to bring in a product from another country to be sold (**importing**) (22)
4. **export, *v.*** to send out a product to another country to be sold (**exporting**) (22)
5. **stockpile, *v.*** to collect materials to use in the future (weapons, food, etc.) (**stockpiling**) (22)
6. **belfry, *n.*** a bell tower at the top of a church (24)
7. **rebel, *n.*** a person who fights against a government (**rebels**) (26)
8. **volley, *n.*** the firing of a large number of weapons at the same time (26)
9. **musket ball, *n.*** ammunition shot from muskets (**musket balls**) (28)
10. **revolutionary, *adj.*** leading to, or relating to, a complete change (28)

**Vocabulary Chart for Chapter 3 “The Fight Begins”**

<b>Vocabulary Type</b>	<b>Tier 3 Domain-Specific Words</b>	<b>Tier 2 General Academic Words</b>
<b>Core Vocabulary</b>	import export belfry volley musket ball	intolerable grievance stockpile rebel revolutionary
<b>Spanish Cognates for Core Vocabulary</b>	importar exportar	intolerable revolucionario
<b>Multiple-Meaning Core Vocabulary Words</b>	volley	
<b>Sayings and Phrases</b>	hand-picked make a living stand for/stand your ground/stand up to course others may take at a moment’s notice let alone lined up in formation declare war sound an alarm under attack no going back delivered an address	

- Read the purpose for reading from the board/chart paper:

Read to learn how the British Parliament angered the colonists further, and what the colonists did in response.

Have one student read The Big Question at the beginning of the chapter. Ensure students understand the meaning of The Big Question before reading the chapter.

What was the Revolutionary War, and what were the causes that led to it?

***Read “The Fight Begins”***

**20 minutes**

Guided reading supports in brackets are intended to guide you in facilitating discussion and should not be read verbatim to students. Guided reading supports not in brackets should be read aloud verbatim.

**A** [Have students read pages 18 and 19 silently.]

**B** *Inferential* Why were the British people and government shocked and angry when they received the news about the Boston Tea Party?

» Answers may vary, but may include that they couldn't believe the protesters had dumped all the tea into the harbor; the loss of the tea represented a loss of money for the British who had planned to sell the tea.

### Chapter 3

## **A** The Fight Begins

**THE BIG QUESTION**  
What was the Revolutionary War, and what were the causes that led to it?

When news of the Boston Tea Party reached Great Britain in 1774, many people were shocked. Many members of the British government were furious. They made a decision to punish the people of Boston. **B**

Over the next few months, Parliament approved a series of new laws. The Boston Port Act declared that Boston Harbor would remain closed until the colonists paid for the tea that had been destroyed. No ships were allowed to enter or leave without British permission.



The Massachusetts Government Act declared that the people of the colony were now under stricter control in terms of meetings and electing their own officials. From that point on, the British king and his ministers would make all decisions about which colonists would serve in important positions in Massachusetts.

The Administration of Justice Act made new rules for trials. Bostonians accused of a crime would no longer be tried in Boston by fellow Bostonians. Instead, they would be sent either to another colony, such as Canada, or even to London. They would also be tried in a special Admiralty court by a judge handpicked by the king.

The Quartering Act declared that the colonists had to provide quarters, or temporary places to live, for the British soldiers stationed in the colonies. The colonists also had to provide supplies such as food, bedding, candles, and firewood. This was significant because the British government was getting ready to send more soldiers to Boston. **C D**



**C** *Literal* How did British Parliament punish the colonists for the Boston Tea Party?

- » British Parliament implemented a series of new laws—the Boston Port Act (closing of Boston Harbor until colonists paid for destroyed tea); the Massachusetts Government Act (meetings and the election of officials were under British control); the Administration of Justice Act (trials would now be held outside Boston and judges chosen by the king); and the Quartering Act (colonists had to house and provide supplies to British soldiers).

[Note: It is not necessary or expected that students remember the specific names of each act. What is important is that they get an overall sense that Britain decided to punish the Massachusetts colonists, and that they be able to give at least one example of what Britain did.]

**D** *Inferential* How do you predict the colonists in Massachusetts responded to these new laws? Support your answer with information you have read in earlier chapters.

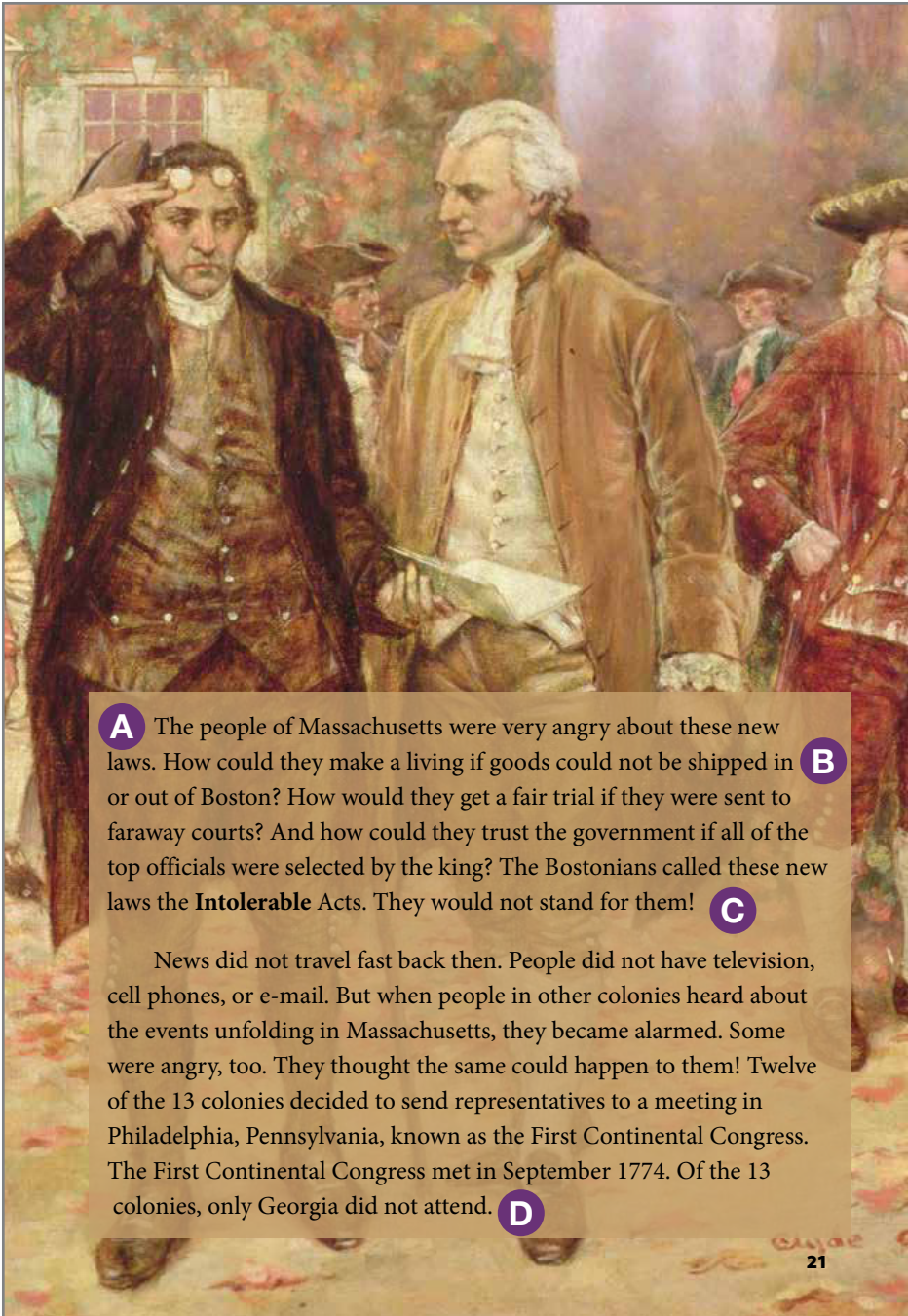
- » Answers may vary, but should be supported by evidence from the text.





Members of the First Continental Congress gather at Carpenters' Hall in Philadelphia

20



**A** The people of Massachusetts were very angry about these new laws. How could they make a living if goods could not be shipped in **B** or out of Boston? How would they get a fair trial if they were sent to faraway courts? And how could they trust the government if all of the top officials were selected by the king? The Bostonians called these new laws the **Intolerable** Acts. They would not stand for them! **C**

News did not travel fast back then. People did not have television, cell phones, or e-mail. But when people in other colonies heard about the events unfolding in Massachusetts, they became alarmed. Some were angry, too. They thought the same could happen to them! Twelve of the 13 colonies decided to send representatives to a meeting in Philadelphia, Pennsylvania, known as the First Continental Congress. The First Continental Congress met in September 1774. Of the 13 colonies, only Georgia did not attend. **D**

21

**A** [Have students read page 21 silently.]

**B Support** [Reread the sentence *How could they make a living if goods could not be shipped in or out of Boston?*] *Make a living* means to earn money in order to live. Goods are products that people make or sell to earn money.

**C Inferential** Why did the people of Massachusetts call the new laws the Intolerable Acts?

» They called them the Intolerable Acts because they could not tolerate them; they did not want to stand for, or accept, them.

**Support** If students do not recall what the core vocabulary word *intolerable* means, explain the root word in *intolerable* is *tolerate*, which means “to stand for, or accept.” The prefix *in-* means “not.” *Intolerable* means “not able to stand for, or accept.” Another way to phrase the definition of *intolerable* is “too painful or hard to be accepted.”

**D Literal** How did the other colonies respond when they heard about the new laws Britain imposed on Massachusetts?

» They were angry and thought the same could happen to them. Twelve of the 13 colonies decided to send representatives to a meeting in Philadelphia called the First Continental Congress.



**A** [Read pages 22 and 23 aloud.]

**B Support** Let's unpack what Patrick Henry was saying. [Read or ask a student to read each line of the speech, then pause to discuss the meaning of his words.]

*Our brethren are already in the field!*

» Our brothers, or fellow colonists, are already having to endure unfair treatment by the British.

*Why stand we here idle?*

» Why aren't we doing anything? We must do something!

*Is life so dear, or peace so sweet, as to be purchased at the price of chains and slavery?*

» Is it worth living under unfair rule just to have a quiet, peaceful life?

**C Support** What three things did people in Massachusetts start to do to prepare to fight for their liberty? Support your answer with evidence from the text.

» organized militias; stockpiled, or stored, guns; and prepared for war

## **A** Complaints and Grievances

The 56 members of the First Continental Congress drafted a list of complaints and **grievances** against the king and his government. They agreed that all 13 colonies would stop **importing** goods from Great Britain—not just tea and other items that were taxed, but all British goods. They also agreed that, unless Parliament repealed the Intolerable Acts, the colonies would stop **exporting** colonial goods to Great Britain.

Some colonists began to think a war was unavoidable. They thought it was time to start **stockpiling** muskets and gunpowder. Others believed that it was not too late to patch up relations with the king and his government.

Representatives from Virginia debated this issue in March 1775. Several representatives argued that Virginia should do whatever it could to keep the peace and restore good relations with the king. But others felt that it was too late for that. A country lawyer named Patrick Henry proposed that it was time to stop talking about peace and to start fighting for liberty:

**B** “Gentlemen may cry, Peace, Peace—but there is no peace. The war is actually begun! . . . Our brethren are already in the field! Why stand we here idle? What is it that gentlemen wish? . . . Is life so dear, or peace so sweet, as to be purchased at the price of chains and slavery? Forbid it, Almighty God! I know not what course others may take; but as for me, give me liberty or give me death!”

—Patrick Henry

Many people in Massachusetts agreed with Patrick Henry. They were organizing militias, stockpiling guns, and preparing to fight. Some of the Massachusetts militiamen were known as minutemen. These special troops were created to be ready to fight at a moment's notice! **C**

The British government knew that these preparations were underway. In response, they sent a large army to Boston. British generals were told to confiscate any weapons they could find. They were also told to find and arrest the biggest troublemakers among the Sons of Liberty—Samuel Adams and John Hancock.

**D**

In April 1775, the British tried to capture some weapons that members of the patriot movement had hidden in Concord, west of Boston. Approximately 700 British soldiers marched out of Boston on the night of April 18, hoping to surprise the militia in Concord. But the patriots were watching every move the British soldiers made.



Patrick Henry addressing Virginia representatives

**D Support** *Confiscate* means to take by force.

**A** [Have students read page 24 silently.]

**B Inferential** Why do you think it was important for Paul Revere and the others to know which way the British were going to Concord?

- » They needed to know which route they would take to Concord in order to warn the colonists before the British arrived.

**Support** Which way were the British soldiers coming to Concord from Boston?

- » by boat across the Charles River

**Support** How did Paul Revere know the British soldiers were coming by boat?

- » There were two lanterns hanging in the belfry.

**A**



### The Night Rider

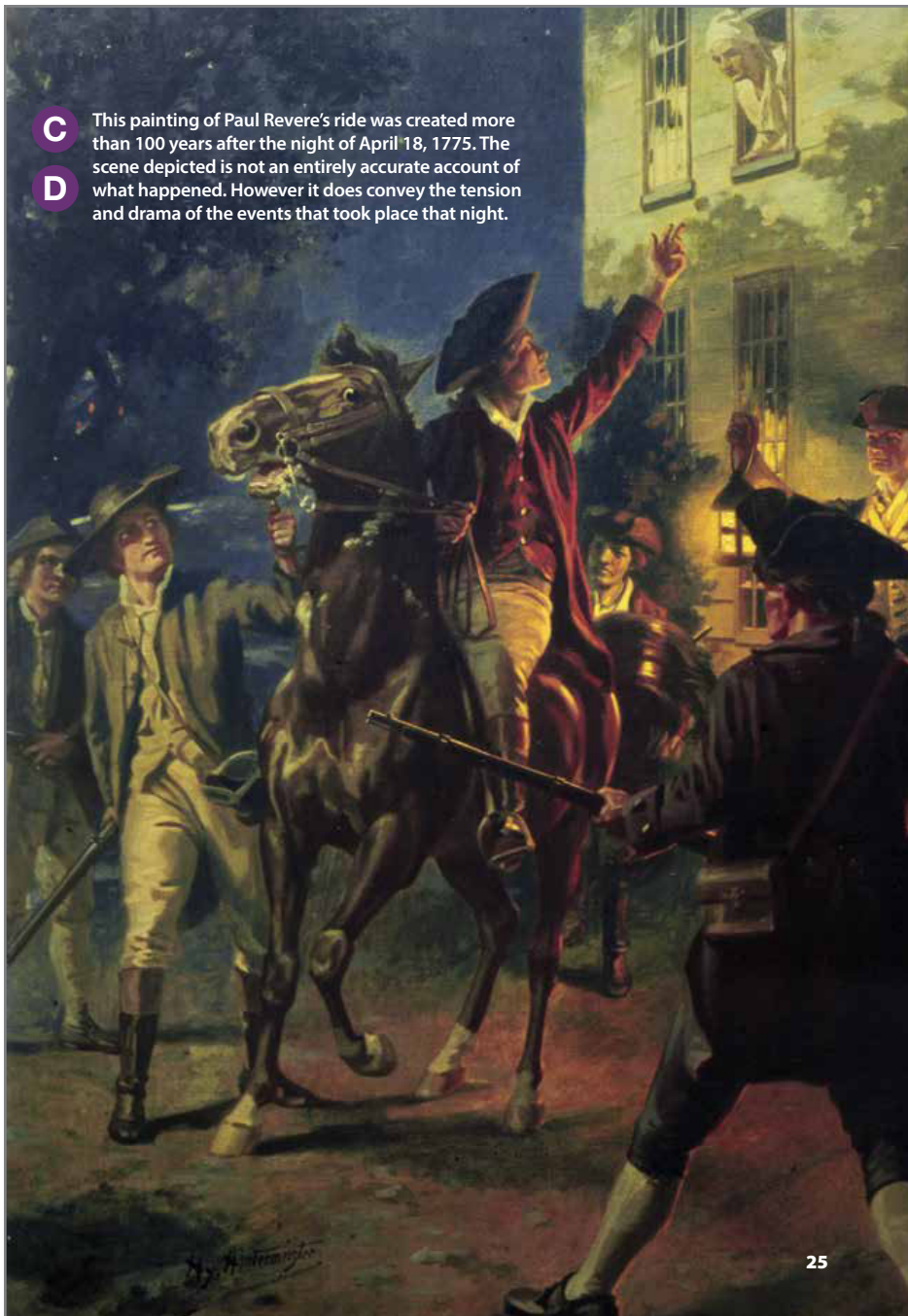
One of the men keeping an eye on the British was Paul Revere. He had heard that the British soldiers were getting ready to march out to Concord. He knew there were only two ways to get to Concord from Boston. One was to march there on foot. The other was to cross the Charles River in boats and then march the rest of the way. It was not possible to tell which way the British would go until they set out. Revere came up with a clever plan. He told a friend to hang lanterns in the **belfry** of the North Church in Boston. If the soldiers left Boston on foot, Revere's comrade was to hang one lantern; if they set off in boats, he was to hang two lanterns. **B**

#### Lantern

On the night of April 18, 1775, Revere's friend ran up to the belfry and hung two lanterns. Then, Revere and several other patriots jumped into action. Revere got into a rowboat and rowed across the Charles River—right past a British warship! Once he made it across, he jumped onto a horse and set off along the same road the soldiers would be taking. Paul Revere and other riders, including William Dawes and Samuel Prescott, rode through the night to awaken the sleeping colonists.

Paul Revere, well-known for the popular cry, “The British are coming!” never actually spoke those words, let alone yelled them into the darkness. Today, historians believe it is more likely he quietly warned colonists, “The regulars are coming out!” Paul Revere never made it to Concord that night. But he did ride to Lexington to warn Samuel Adams and John Hancock, who were wanted by the British and in hiding there.

Because of Revere and the other riders, people who lived along the road knew the British soldiers were headed toward Concord. Hundreds of minutemen grabbed their guns and prepared to defend their homeland.



- C** This painting of Paul Revere's ride was created more than 100 years after the night of April 18, 1775. The scene depicted is not an entirely accurate account of what happened. However it does convey the tension and drama of the events that took place that night.
- D**

- C** [Have a student read the caption on page 25 aloud.]
- D** *Inferential* This is an artist's depiction of the "Midnight Ride of Paul Revere." We now know this image is not entirely historically accurate. What evidence in the text suggests that the image may not be historically accurate?
- » Answers may vary, but may include that Paul Revere quietly warned colonists the British soldiers were coming; he was not the only rider.



- A** [Have students read page 26 and the main text on page 28 silently, ending at “. . . the Revolutionary War had begun!”]
- B** [Reread the third paragraph on page 26 aloud.]
- C** *Evaluative* People now call the event described in this paragraph as the “shot heard ’round the world.” Why do you think this event is called that?

» Answers may vary, but may include that everyone in the world must have heard about what happened because it is what started the Revolutionary War.

**A**

### The Shot Heard ’Round the World


It was April 19, 1775. In Lexington, a town on the road to Concord, 80 militiamen lined up in formation. They had their guns with them, but they were not planning to fire on the redcoats. After all, a war had not been declared. Still, they knew there was a chance fighting might break out, and they wanted to be ready if it did.

As the British approached, John Parker, the leader of the Lexington militia, told his men, “Stand your ground; don’t fire unless fired upon, but if they mean to have a war, let it begin here.”

**B** A British officer told the armed men to go home. According to one report, he shouted, “Lay down your arms, you **rebels!**” However, as the militiamen were turning to go, a shot rang out. **C**

Who fired that shot? Even today nobody knows for sure. The British soldiers thought the militiamen fired it. However, Parker and his men said later that they did not. The shot may have been fired by someone who was not part of Parker’s militia. He may have been firing into the air to sound an alarm. In any case, the soldiers thought they were under attack. They fired a **volley** and—in a matter of seconds—guns were flashing and smoking on both sides.





**A** [Note: If there is inadequate time to complete this chapter, stop at the end of the main text on page 28, omitting the two text boxes, “Georgia Stays Home” and “Two Very Important Patriots.”]

**B** [Have a student read the box titled “Georgia Stays Home” on page 28 aloud.]

**C** *Inferential* Why did Georgia choose not to send a representative to the First Continental Congress?

- » Many Georgians did not want to get involved with the revolution because they believed they had done well under the king’s rule.

**A**

Seven members of the militia were killed in Lexington that day, and nine more were wounded. On the other side, only one British soldier was wounded.

Next, the British soldiers marched on to Concord. They searched Concord and found a few cannons and some **musket balls**. By this time, word of the fighting was spreading rapidly. Hundreds of men made their way to Concord, ready to fight. One troop of militiamen met the regulars on the outskirts of Concord at North Bridge. The British fired. The militiamen fired back.

Soon the British commander decided to march his troops back to Boston. However, as the British soldiers made their way back, militiamen shot at them. The militiamen hid behind trees and stone walls. They fired on the British soldiers, one or two at a time. By the time the British made it back to Boston that night, 73 soldiers had been killed and another 174 had been wounded. As for the colonists, 49 had died and 39 had been wounded. The colonists had stood up to the British, and the British had failed to capture Samuel Adams and John Hancock. There was no going back—the **Revolutionary War** had begun!

**B**

### Georgia Stays Home

Georgia was the only colony that did not send representatives to the First Continental Congress that met in Philadelphia in 1774. Though Georgians also opposed British trade regulations, many hesitated to join the revolutionary movement that emerged in the colonies. Many Georgians believed they had prospered under royal rule.



**C**

28



D

## Two Very Important Patriots

### Samuel Adams

In 1765, Samuel Adams was elected to the Massachusetts colonial assembly and became the leader of opposition to the British government. As a delegate to the First and Second Continental Congress, Adams fought for colonial independence. Though Harvard-educated, Adams was not part of the social elite who typically held government positions at the time. Several of Adams's acquaintances helped to give him a gentlemanly appearance, more befitting a political leader of the time. For his first trip to Philadelphia, one friend provided him with financial assistance and another gave him the outfit he wore to the meeting. **E**



Samuel Adams

### John Hancock

John Hancock's name tops the list of signatures on the Declaration of Independence. His prominent signature is familiar to anyone who has seen an image of that document. John Hancock was a wealthy Boston merchant and patriot leader of the American Revolution. Following the Boston Massacre in 1770, John Hancock was one of the committee members chosen to go to the governor to demand the removal of British troops from the city. At the funeral of Crispus Attucks and other victims, Hancock delivered an address that led to an order for his arrest. **F**



John Hancock

29

D [Have a student read page 29 aloud.]

E *Inferential* In what ways was Samuel Adams different from other political leaders of the time?

- » Answers may vary, but may include he was not part of the social elite who typically held government positions at the time; he did not have a refined, gentlemanly appearance; he did not have nice clothes; he did not have a lot of money.

F *Literal* Besides signing the Declaration of Independence, what else did you learn about John Hancock from this text?

- » Answers may vary, but may include he was a wealthy Boston merchant, a patriot leader of the American Revolution; he demanded the removal of British troops from Boston; a speech he gave at Crispus Attucks's funeral led to an order for his arrest.

## Note

Question 1 relates to The Big Question of the chapter.

## Note

Students will have the opportunity to cut out and assemble their timelines during the Pausing Point days.

### *Discuss the Chapter and Wrap Up the Lesson*

10 minutes

- Use the following question to discuss the chapter.

1. Summarize the events leading to the beginning of the Revolutionary War, beginning with the British response to the Boston Tea Party.
  - » Britain implemented a series of new laws (the Intolerable Acts); the First Continental Congress drafted a list of complaints and grievances against Britain; many people in Massachusetts organized militias, stockpiled guns, and prepared to fight; British soldiers were sent to confiscate weapons from the Sons of Liberty; someone fired a shot that prompted shooting on both sides (the shot heard 'round the world), thus starting the Revolutionary War.

- Have students turn to Activity Page 1.3 as you refer to Timeline I. Use the following questions to guide students in adding events to their timelines as you do so with the displayed timeline:

1. What name did the colonists give to the new set of laws imposed by Great Britain in 1774?
  - » the Intolerable Acts
2. What was the name of the group of colonial representatives who met together in Philadelphia in September 1774 in response to the trouble in Boston?
  - » the First Continental Congress
3. What important events took place near Boston on April 19, 1775 that began the Revolutionary War?
  - » the Battles of Lexington and Concord

- Tell students they will take home Activity Page 4.2 to read for fluency and complete for homework.

## Word Work: *Intolerable*

5 minutes

1. In the chapter you read, “The Bostonians called these new laws the Intolerable Acts.”
2. Say the word *intolerable* with me.
3. *Intolerable* means too painful or hard to be accepted.
4. It is intolerable to think of killing elephants for their ivory tusks.
5. What are other examples of something that you think is intolerable? Be sure to use the word *intolerable* in your response. [Ask two or three students to use the target word in a sentence. If necessary, guide and/or rephrase students’ responses to make complete sentences: “\_\_\_\_\_ is intolerable because . . .”]
6. What part of speech is the word *intolerable*?  
» adjective

[Use a *Sharing* activity for follow-up.] Turn to the person sitting next to you and share about a time when you found a situation intolerable. Be sure to use the word *intolerable* in your discussion.

## GRAMMAR

15 minutes

### Review Quotation Marks

- Remind students they have learned to use commas with quotation marks. Refer to the Quotation Marks Poster you prepared in advance. Point out the following:
  - Quotation marks are used to show exactly what a person says or has said. (dialogue) Have a different student read each example. Remind students that punctuation marks fall inside quotation marks, and that a comma is needed to separate the speaker from what is being said. Also point out that the meaning of the sentence does not change depending upon whether the quotation begins or ends the sentence.
  - Quotation marks are used when copying exact words from a written text. Have a different student read each example. Remind students that punctuation marks fall inside quotation marks, and that a comma is needed to separate the text from what the text says.
  - When a quotation is split within one sentence, quotation marks indicate which part of the sentence is being quoted. Have a student read the example. Have students point out the quoted text and explain how they know it is the quoted text.
- Have students turn to page 25 of their Reader and read the caption for the image.

### Materials

- Quotation Marks Poster
- *The Road to Independence*
- Activity Page 4.3



Tell students they will write quotations about what is happening in the image. Tell them they need to write at least three quotations.

- Have students turn to Activity Page 4.3. Review the directions and have students complete the activity page in pairs.

## Materials

- Activity Page 4.4

## Note

You will not write the information in the shaded columns on the board/chart paper, as that information is intended for use during oral instruction. Complete as many examples as time permits.

## MORPHOLOGY

15 minutes

### Practice Root *port*

- Review the definition of *root*. (A root is the main element of a word that forms the basis of its meaning. A prefix or suffix added to the root can change the meaning.)
- Briefly review the root *port*, reminding students that it means “to carry.”
- Tell students you will read a sentence that is missing a word. Then, students should choose the word from the left column that best completes the sentence on the right.
- Practice with the first sentence.

1. import, export, support

The colonists would \_\_\_\_\_ or send goods from the colonies to be sold in Great Britain.

- Ask students which word best fits the blank from the choices given. (*export*)

**Support** If students have difficulty, ask which words they could eliminate from the list to narrow the options. Remind students of word meanings if necessary.

- Continue in this manner with the remaining items as time permits.

Word Choices	Sentences
2. transport, export, transportation	The only way we could _____ our cat to the vet was in a small box. ( <i>transport</i> )
3. import, support, portfolio	Many heroes from other countries offered their _____ to help the colonists. ( <i>support</i> )
4. portable, import, export	Tea was a popular item that the colonists would _____ or bring in from Great Britain to the colonies. ( <i>import</i> )
5. portfolio, portable, support	The soldiers were lucky to have a _____ cannon so they could roll it around on the battlefield. ( <i>portable</i> )
6. transport, import, portfolio	The photographer had a lot of nice photographs in his _____. ( <i>portfolio</i> )

- Have students turn to Activity Page 4.4. Review the directions and complete the first sentence as a group. Have students complete the rest of the activity page independently.
- Collect Activity Page 4.4 to review and grade at a later time.

## WRITING

15 minutes

### Draft an Introductory Paragraph

#### Review Cause and Effect Paragraphs

5 minutes

- Have students turn to Activity Page 3.4, which they completed for homework.
- Ask a student to read his or her completed paragraph aloud. It should be a variation of the following:
  - The British and the French fought the French and Indian War because they both wanted control of land in North America. The British won the war, but they were left with enormous debts and needed money desperately. The British government felt the colonists should help pay the debts since some of the money was spent on their protection, so Parliament passed the Stamp Act to tax the colonists. Because they had no representation in the British government, the colonists felt the Stamp Act was unfair and protested the taxes.
- Tell students they will write an essay about the causes and effects leading up to the American Revolution. Explain they will follow a five-paragraph structure for their essays, including an introductory paragraph, three body paragraphs, and a concluding paragraph.
- Tell students the paragraph they wrote for homework will serve as the basis for the introductory paragraph in their cause and effect essay.

#### Draft an Introductory Paragraph

10 minutes

- Tell students that today they will copy their paragraph from Activity Page 3.4 onto paper, checking for proper punctuation and spelling as they write.
- Circulate and check in with students as they write, providing them with guidance and support in transferring the paragraph and checking spelling and punctuation.
- Either collect the papers or have designated folders in the classroom to create a portfolio of student drafts throughout this unit.

### Materials

- Activity Page 3.4

## TAKE-HOME MATERIAL

### Reading

- Have students take home Activity Page 4.2 to complete for homework.

### Materials

- Activity Page 4.2

# Lesson 5

## Unit 6: American Revolution

### CORE CONTENT OBJECTIVES

Students will:

- ✓ Explain that the new laws called the Intolerable Acts contributed to the discontent that the colonists felt toward Great Britain
- ✓ Explain that the colonists sent representatives from twelve of the thirteen colonies to Philadelphia to meet at the First Continental Congress
- ✓ Explain that the Revolutionary War began in Concord and Lexington in April 1775

LESSON AT A GLANCE	TIME	MATERIALS
<b>Reading</b> Close Reading: Chapter 3 “The Fight Begins” Word Work: <i>Revolutionary</i>	40 min. 5 min.	Answer Key for Activity Page 4.2; Activity Pages 4.2, 5.1; <i>The Road to Independence</i>
<b>Writing</b> Perform Vignette and Plan a Body Paragraph	45 min.	Activity Pages 5.2, 5.3; Answer Key for Activity Page 5.3

### Primary Focus of Lessons

**Reading:** By the end of this lesson, students will be able to compare the historical details of the events of Paul Revere’s ride with the account in the poem “Paul Revere’s Ride.”

**Writing:** By the end of this lesson, students will be able to respond to a writing prompt to plan for their first body paragraph.

### ADVANCE PREPARATION

#### Reading

- Write the purpose for reading on the board/chart paper. Alternatively, you may access a digital version in the digital components for this unit.

Read closely to examine the author’s words, sentences, and literary devices for a deeper understanding of “The Fight Begins” and the poem “Paul Revere’s Ride.”

#### Writing

- Read through Vignette I on Activity Page 5.2 and decide how you will assign roles to students. You will need one narrator, five students to play members of Parliament, one student to play Paul Revere, and eight students to play members of the Sons of Liberty. All remaining students will be the chorus.

### Fluency (optional)

- If students were assigned a selection from the *Fluency Supplement*, determine which students will read the selection aloud and when. See the Unit 1 Teacher Guide introduction for more information on using the *Fluency Supplement*.

## READING

45 minutes

### Close Reading: Chapter 3 “The Fight Begins”

40 minutes

#### Review

5 minutes

- Using the Answer Key at the back of this Teacher Guide, review student responses to Activity Page 4.2, which was assigned for homework.

#### Review the Chapter

5 minutes

- Tell students they will reread an excerpt from Chapter 3, “The Fight Begins,” and an excerpt from the poem, “Paul Revere’s Ride,” by Henry Longfellow.
- Have students turn to the table of contents, locate the chapter, and then turn to the first page of the chapter.
- Read the purpose for reading from the board/chart paper:

Read closely to examine the author’s words, sentences, and literary devices for a deeper understanding of “The Fight Begins” and the poem “Paul Revere’s Ride.”

#### Close Reading

There are many ways for students to respond to the questions. Vary how you elicit students’ responses to promote student engagement. For example:

- Have students work in pairs. Following each question, direct students to consult with their partner about the correct response before one student responds.
- Have students work in small groups of three or four students. Following each question, direct students to consult with others in their group about the correct response before one student responds.
- Following a question, have all students provide a written response before one student responds orally.

#### Read “The Fight Begins” and “From ‘Paul Revere’s Ride’”

20 minutes

Read the title of the chapter as a class, “The Fight Begins.” As you read portions of the chapter, pause to explain or clarify the text at each point indicated.

### Materials

- Answer Key for Activity Page 4.2
- Activity Pages 4.2, 5.1
- *The Road to Independence*

### Note

Close reading lessons present excellent opportunities to ensure that English learners and other students who need additional support fully comprehend a reading selection.

**A** [Have students read page 24 silently and look at the image on page 25.]

**B** *COMP Literal* What historical event that took place on April 18, 1775, is described on this page?

» Paul Revere's ride

**C** *COMP Inferential* Which way were the British soldiers going to Concord from Boston?

» by boat across the Charles River

**D** *COMP Inferential* How did Paul Revere know the British soldiers were going this way?

» Two lanterns were hung in the belfry.

**E** *COMP Inferential* Why did Paul Revere ride?

» He rode to warn colonists that the British soldiers were headed to Concord so they could be prepared and to warn Samuel Adams and John Hancock who were hiding in Lexington so they could escape.

**F** *COMP Literal* Was Paul Revere the only person who rode toward Concord to try to warn the colonists?

» No, other patriots including William Dawes and Samuel Prescott also rode to warn the colonists.

**G** *COMP Literal* According to historians, how did Paul Revere warn colonists?

» He quietly let colonists along his route know that the British soldiers were on their way.

**Support** Regulars were the full-time British soldiers.

**A B**



### The Night Rider

One of the men keeping an eye on the British was Paul Revere. He had heard that the British soldiers were getting ready to march out to Concord. He knew there were only two ways to get to Concord from Boston. One was to march there on foot. The other was to cross the Charles River in boats and then march the rest of the way. It was not possible to tell which way the British would go until they set out. Revere came up with a clever plan. He told a friend to hang lanterns in the **belfry** of the North Church in Boston. If the soldiers left Boston on foot, Revere's comrade was to hang one lantern; if they set off in boats, he was to hang two lanterns.

#### Lantern

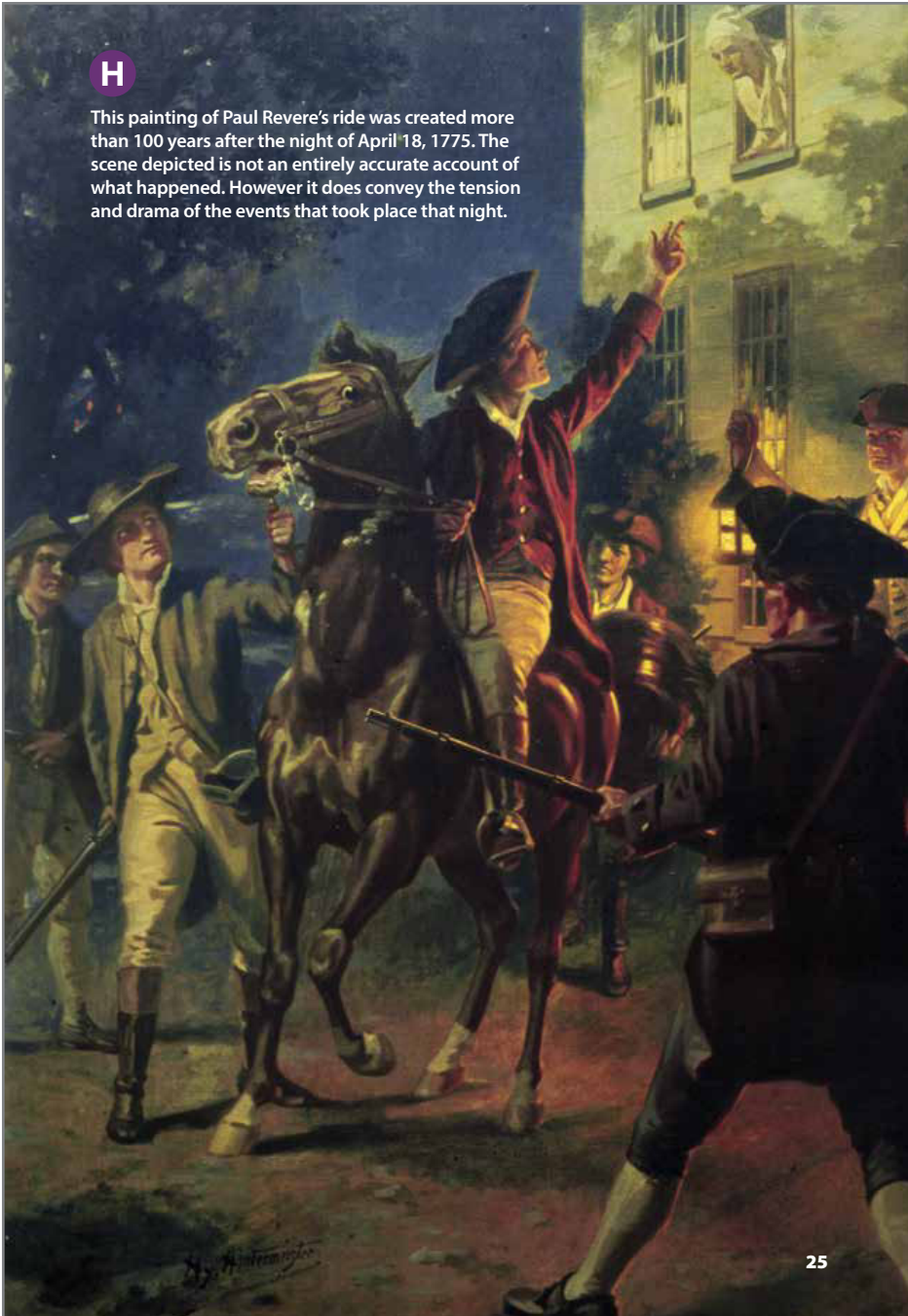
On the night of April 18, 1775, Revere's friend ran up to the belfry and hung two lanterns. Then, Revere and several other patriots jumped into action. Revere got into a rowboat and rowed across the Charles River—right past a British warship! Once he made it across, he jumped onto a horse and set off along the same road the soldiers would be taking. Paul Revere and other riders, including William Dawes and Samuel Prescott, rode through the night to awaken the sleeping colonists.

Paul Revere, well-known for the popular cry, “The British are coming!” never actually spoke those words, let alone yelled them into the darkness. Today, historians believe it is more likely he quietly warned colonists, “The regulars are coming out!” Paul Revere never made it to Concord that night. But he did ride to Lexington to warn Samuel Adams and John Hancock, who were wanted by the British and in hiding there.

Because of Revere and the other riders, people who lived along the road knew the British soldiers were headed toward Concord. Hundreds of minutemen grabbed their guns and prepared to defend their homeland.

**H**

This painting of Paul Revere's ride was created more than 100 years after the night of April 18, 1775. The scene depicted is not an entirely accurate account of what happened. However it does convey the tension and drama of the events that took place that night.



25

**H** [Have students turn to Activity Page 5.1. Tell them they will read a poem that relates to the historical events in the Reader. Explain that Henry Longfellow wrote the poem “Paul Revere’s Ride” 85 years after the actual ride by Paul Revere and others as a way to inspire American patriotism.]



- Have students read the poem excerpts (three stanzas) silently. Then have a student read the title, author, date, and first stanza aloud.

**Support** Remind students of the following literary terms used for poetry. A stanza is a group of lines in a poem separated from other stanzas by a space; rhyme is the repetition of ending sounds; end rhyme is when words at the end of lines rhyme.

From “Paul Revere’s Ride”  
Henry Wadsworth Longfellow  
Written in 1860

- 1 Listen, my children, and you shall hear
- 2 Of the midnight ride of Paul Revere,
- 3 On the eighteenth of April, in Seventy-Five;
- 4 Hardly a man is now alive
- 5 Who remembers that famous day and year.

1. **COMP Evaluative** What does the title “From ‘Paul Revere’s Ride’” mean?  
» It is an excerpt from a larger body of work.
2. **COMP Inferential** This poem was first published in a literary magazine, so the original intended audience was not children. Why do you think the poem begins, “Listen, my children . . .” if it is not addressing children?  
» Answers may vary, but may include that it communicates the importance of this historic event to future generations.
3. **COMP Inferential** What does it mean that “Hardly a man is now alive / Who remembers that famous day and year”?  
» This poem was written a long time after that event, so not many people who were alive when the event happened were still alive when the poem was written.

**Support** Paul Revere’s ride took place in 1775 and Henry Longfellow wrote the poem in 1860, so few people who had witnessed Paul Revere’s ride would have been alive when the poem was written (85 years later). It is common for historical events to be incorporated into literary poems and stories.

4. **LIT Evaluative** Identify the rhyme scheme of this stanza.  
» AABBA

**Support** Remind students that *rhyme scheme* refers to the arrangement of rhymes in a poem. For example, ABAB indicates that the first and third lines rhyme, and the second and fourth lines rhyme.

- Have a student read the second stanza aloud.

- 1 He said to his friend, "If the British march
- 2 By land or sea from the town to-night,
- 3 Hang a lantern aloft in the belfry-arch
- 4 Of the North-Church-tower, as a signal-light, —
- 5 One if by land, and two if by sea;
- 6 And I on the opposite shore will be,
- 7 Ready to ride and spread the alarm
- 8 Through every Middlesex village and farm,
- 9 For the country-folk to be up and to arm.

1. **SYN Inferential** To whom does *He* refer to in the first line, "He said to his friend, 'If the British march . . .'"? Use page 24 in the Reader to help determine who "He" is.
  - » *He* refers to Paul Revere. The Reader states, "One of the men keeping an eye on the British was Paul Revere. He had heard that the British soldiers were getting ready to march out to Concord . . . Revere came up with a clever plan. He told a friend to hang lanterns in the belfry of the North Church in Boston."
2. **COMP Literal** In the Reader, you read that there were two ways for the British soldiers to get to Concord from Boston. What were they?
  - » march on foot, or cross the Charles River by boat and then march the rest of the way
3. **SYN Inferential** Why, then, do you think the poem says, "One if by land, and two if by sea" ?
  - » Revere's friend was to hang one lantern in the church belfry if the soldiers left Boston on foot (by land) and he was to hang two lanterns in the church belfry if the soldiers left Boston by boat (by water, across the Charles River). The term *sea* represents that they would be coming by water, but not literally the ocean. [You might point out that *sea* rhymes with the word *be*.]
4. **LIT Evaluative** What is the rhyme scheme of this stanza?
  - » ABABCCDDD

- Have a student read the first line of the third stanza aloud.

1 Meanwhile, impatient to mount and ride,

1. **COMP Inferential** To whom does the poem refer when it says “Meanwhile, impatient to mount and ride,” and how do you know?
  - » The poem refers to Paul Revere. We know this because in the previous stanza, Paul Revere says, “I on the opposite shore will be / Ready to ride and spread the alarm.”

- Have a student read the second line of the third stanza aloud.

2 Booted and spurred, with a heavy stride,

1. **SYN Inferential** What does it mean to say “Booted and spurred, with a heavy stride”?
  - » At this point in the poem, Paul Revere, wearing his boots with spurs, is pacing impatiently back and forth.

**Support** Spurs are pointed objects on the back of a rider’s boots that the rider presses into the horse’s sides to make the horse run faster.

- Have a student read the third line of the third stanza aloud.

3 On the opposite shore walked Paul Revere.

1. **COMP Inferential** Where was Paul Revere according to the poem?
  - » He was on the opposite side of the Charles River, waiting for the signal in the belfry.

- Have a student read lines 4–6 of the third stanza aloud.

4 Now he patted his horse’s side,  
5 Now gazed on the landscape far and near,  
6 Then impetuous stamped the earth,

1. **VOC Inferential** *Impetuous* means done without thinking; acting in an emotional way. What does it mean to say “Then impetuous stamped the earth”? [You may want to demonstrate by stamping your foot loudly.]
  - » He is getting anxious; he stamped his foot on the ground in an emotional way.

- Have a student read lines 7–11 of the third stanza aloud.

7 And turned and tightened his saddle-girth;  
8 But mostly he watched with eager search  
9 The belfry-tower of the old North Church,  
10 As it rose above the graves on the hill,  
11 Lonely and spectral and somber and still.

1. **COMP Inferential** How does Paul Revere feel as he waits for the signal to warn the colonists? Include examples from the parts of the poem read so far to support your answer.
  - » Answers may vary, but may include impatient, nervous, eager; “Meanwhile, impatient to mount and ride” or “But mostly he watched with eager search.”
2. **VOC Inferential** *Spectral* means ghostlike; *somber* means sad and serious. Why might the belfry be described as lonely, spectral, somber, and still?
  - » These words convey the emptiness of the belfry as Paul Revere watched it eagerly, waiting to see if one or two lanterns appeared. Because Revere was eager to see the light of one or two lanterns, he must have been very aware of the stillness, emptiness, quietness, and ghostlike nature of the dark tower.

- Have a student read lines 12–16 of the third stanza aloud.

12 And lo! as he looks, on the belfry’s height,  
13 A glimmer, and then a gleam of light!  
14 He springs to the saddle, the bridle he turns,  
15 But lingers and gazes, till full on his sight  
16 A second lamp in the belfry burns!

1. **COMP Inferential** Why do you think Paul Revere springs to the saddle but then lingers and gazes?
  - » When Paul Revere sees the first lantern in the belfry, he knows it is time for him to alert the colonists about the British soldiers on the way, so he springs, or jumps quickly, onto his horse. However, he also lingers and gazes at the belfry to see whether his friend will hang a second lantern.

**Discuss the Chapter and Wrap Up the Lesson**

**10 minutes**

- Use the following questions to discuss the chapter.

1. **Evaluative** Based on what you learned in the Reader about Paul Revere's ride, do you think the poem excerpt is historically accurate, meaning all of the details in the excerpt you read are exactly how they happened that night in 1775? Include examples from the Reader text and the poem to support your answer.
  - » Answers may vary, but examples of inaccuracies might include that the poem says Paul Revere was waiting on the opposite shore, however the Reader states he had to row across the Charles River; the poem mentions Paul Revere as the only rider that night; the Reader states that two other men, William Dawes and Samuel Prescott, accompanied Paul Revere; the poem implies that Revere rode all the way to Concord, however the Reader states that he rode to Lexington to warn Samuel Adams and John Hancock but never made it to Concord. Examples of accuracies might include the date of the event (April 18, 1775); the purpose of the ride was to warn the colonists to prepare for attack; and the fact that Paul Revere was successful in warning Samuel Adams and John Hancock.

**Support** Authors take creative liberties when writing literary works. Although the poem is based on events that actually took place, many of the details may be embellished or not entirely factual. In fact, in the years after this poem was published, many people mistakenly believed it to be a factual account of what happened the night of April 18, 1775. However, historians now know it to be a memorable example of patriotism and a popular American legend.

2. **Evaluative Think Pair Share** Do you think people today would still remember Paul Revere if Henry Longfellow had never written the poem, "Paul Revere's Ride"?
  - » Answers may vary, but should include evidence from the text.

## Word Work: *Revolutionary*

5 minutes

1. In the chapter you read, “There was no going back—the Revolutionary War had begun!”
2. Say the word *revolutionary* with me.
3. *Revolutionary* means leading to, or relating to, a complete change.
4. Thomas Edison’s invention of the light bulb was revolutionary.
5. What are some other examples of revolutionary changes? Be sure to use the word *revolutionary* in your response. [Ask two or three students to use the target word in a sentence. If necessary, guide and/or rephrase students’ responses to make complete sentences: “\_\_\_\_\_ was revolutionary because . . .”]
6. What part of speech is the word *revolutionary*?  
» adjective

[Use a *Discussion* activity for follow-up.] When the word *revolutionary* is used as a proper noun, like the Revolutionary War or the American Revolution, it should be capitalized. There have been many revolutions fought around the world, each one bringing about great change. Talk with your partner about the changes the colonists thought were worth fighting for, and why or why not these changes could be considered revolutionary. Be sure to use the word *revolutionary* in complete sentences as you discuss this with your partner.

## WRITING

45 minutes

### Perform Vignette and Plan a Body Paragraph

#### *Explain Vignette and Graphic Organizer*

10 minutes

- Remind students they will write an essay about the causes and effects leading up to the American Revolution and they have already written a draft about early disagreements between the British and the colonists for the introductory paragraph.
- Tell students that today they will plan the first of three body paragraphs, each paragraph detailing additional causes of the Revolutionary War.
- Explain that the content for each of the three body paragraphs will come directly from Chapters 2 and 3 of *The Road to Independence*. In preparation for drafting their first body paragraph, they will review the content by performing a vignette, or short scene from history.
- Explain that after students perform the vignette, they will record key information from the vignette in a graphic organizer and respond to a writing prompt.

### Materials

- Activity Pages 5.2, 5.3
- Answer Key for Activity Page 5.3



### *Enact Vignette and Plan a Body Paragraph*

30 minutes

- Have students turn to Activity Page 5.2. Review the scenes and characters for Vignette I.
- Have students read the scenes silently.
- Assign roles for the vignette.
- Enact vignette.
- Have students turn to Activity Page 5.3. Using the Answer Key at the back of this Teacher Guide, complete the graphic organizer together.
- Review directions for the writing prompt on Activity Page 5.3. Have students respond to the prompt.

### *Wrap Up*

5 minutes

- Have students share their responses to the writing prompt.

# Lesson 6

## Unit 6: American Revolution

### CORE CONTENT OBJECTIVES

Students will:

- ✓ Explain that, with each move by the British government and response by the colonists, the colonies came closer to declaring their independence
- ✓ Identify a timeline for the fighting at Lexington, Concord, and Bunker Hill
- ✓ Explain that the battles at Lexington, Concord, and Bunker Hill occurred before the formal Declaration of Independence and organization of an army
- ✓ Identify Thomas Jefferson as the main writer of the Declaration of Independence
- ✓ Identify the Declaration of Independence as a key document in American history

LESSON AT A GLANCE	TIME	MATERIALS
<b>Reading</b> Whole Group: Chapter 4 “Shots and Speeches” Word Work: <i>Fortify</i>	40 min. 5 min.	<i>The Road to Independence</i> ; Activity Pages 6.1, 6.2; Timeline II
<b>Grammar</b> Introduce Subject-Action Verb Agreement	15 min.	Subject-Action Verb Agreement Poster; Subject-Action Verb Agreement Chart; Activity Page 6.3
<b>Morphology</b> Introduce Prefixes <i>im-</i> and <i>in-</i>	15 min.	Activity Page 6.4
<b>Spelling</b> Introduce Spelling Words	15 min.	Activity Page SR.1
<b>Take-Home Material</b> Grammar; Morphology; Spelling	*	Activity Pages 6.3–6.6

### Primary Focus of Lessons

**Reading:** By the end of this lesson, students will be able to explain that although the colonists were somewhat divided on the issue, the Second Continental Congress voted to declare independence from Great Britain and approved the Declaration of Independence as the document outlining reasons for their desire to be independent.

**Grammar:** By the end of this lesson, students will be able to make a subject and action verb agree in the present tense.

**Morphology:** By the end of this lesson, students will be able to distinguish between root words and words with the prefixes *im-* or *in-* (meaning “not”) and use those words correctly in sentences.

**Spelling:** By the end of this lesson, students will be prepared to practice targeted spelling words.

### ADVANCE PREPARATION

#### Reading

- Write the purpose for reading on the board/chart paper. Alternatively, you may access a digital version of this and The Big Question in the digital components for this unit.

Read to learn what was happening in Philadelphia while battles continued outside Boston.

- You may wish to prepare to display the digital version of Timeline II found in the digital components for this unit.

#### Grammar

- Prepare and display the following Subject-Action Verb Agreement Poster for the remainder of this unit. Alternatively, you may access a digital version in the digital components for this unit.

Subject	Agreement in the Present Tense	Example
<i>Singular</i>	verbs ending in 's', 'sh', 'ch', 'x', and 'z', add <b>-es</b>	The government <i>passes</i> laws.
	verbs ending with 'y', change 'y' to 'i' and add <b>-es</b>	Paul Revere <i>spies</i> on the British soldiers.
	add <b>-s</b>	The farmer <i>plows</i> his field.
<i>Plural</i>	verb does not change	The colonists <i>fight</i> for their independence.

- Prepare and display the following Subject-Action Verb Agreement Chart. Alternatively, you may access a digital version in the digital components for this unit.

Noun Subject	Action Verb	Agreement
the king	rule	
the king and queen	rule	
the soldier	march	
the soldiers	march	
the colonist	try	
the colonists	try	

- Write the following sentences on the board/chart paper:

Paul Revere warns the colonists.  
The soldiers march toward Concord.

### Morphology

- Write the following sentences on the board/chart paper:

It is impossible to fit the new table in the back of our small car.  
It is incorrect grammar to use the word ain't.

### Fluency (optional)

- Choose and make sufficient copies of a text selection from the online *Fluency Supplement* to distribute and review with students for additional fluency practice. If you choose to do a fluency assessment, you will assess students in Lesson 10. See the Unit 1 Teacher Guide introduction for more information on using the *Fluency Supplement*.

## READING

45 minutes

### Whole Group: Chapter 4 “Shots and Speeches”

40 minutes

#### Introduce the Chapter

5 minutes

- Tell students they will read Chapter 4, “Shots and Speeches.”
- Have students turn to the table of contents, locate the chapter, and then turn to the first page of the chapter. Have a student read the title aloud.
- Preview the core vocabulary words before reading the chapter.
- Begin by telling students the first vocabulary word they will encounter in this chapter is *retreated*.
- Have them find the word on page 30 of the Reader. Explain that each word is bolded the first time it appears in the chapter.
- Explain that the glossary contains definitions of all the vocabulary words in this Reader. Have students refer to the glossary at the back of the Reader, locate *retreat*, and then have a student read the definition.
- Explain the following:
  - The part of speech follows each word in an abbreviated format as follows: noun–*n.*; verb–*v.*; adjective–*adj.*; adverb–*adv.*

### Materials

- *The Road to Independence*
- Activity Pages 6.1, 6.2
- Timeline II

- Alternate forms of the word appearing in the chapter may follow the definition. They may be a different part of speech than the original word.
- Have students reference Activity Page 6.1 while you read each word and its meaning noting that:
  - The page number (for the first occurrence of the word in the chapter) appears in bold print after the definition.
  - Words are listed in the order in which they appear in the chapter.

1. **retreat, v.** to move back or away from danger or attack (**retreated**) (30)
2. **casualty, n.** a person killed or injured during battle (**casualties**) (30)
3. **ammunition, n.** bullets, shells, and other objects used as weapons shot from guns (30)
4. **score, n.** another term for 20; a group of 20 things (**scores**) (32)
5. **fortify, v.** to make a place safe from attack by building defenses (walls, trenches, etc.) (**fortified**) (32)
6. **ambassador, n.** the person who represents the government of his or her country in another country (**ambassadors**) (33)
7. **declaration, n.** an official statement of something (35)
8. **abstain, v.** to choose not to vote (**abstained**) (35)
9. **levy, v.** to use legal authority to demand and collect a fine or tax (**levied**) (38)
10. **implication, n.** a possible effect or result that may take place in the future (**implications**) (39)

**Vocabulary Chart for Chapter 4 “Shots and Speeches”**

<b>Vocabulary Type</b>	<b>Tier 3 Domain-Specific Words</b>	<b>Tier 2 General Academic Words</b>
<b>Core Vocabulary</b>	ammunition score ambassador levy	retreat casualty fortify declaration abstain implication
<b>Spanish Cognates for Core Vocabulary</b>	embajador	fortificar declaración implicación
<b>Multiple-Meaning Core Vocabulary Words</b>	score	retreat
<b>Sayings and Phrases</b>	make every shot count in one/another sense open fire patch things up cast off without reservation	

- Read the purpose for reading from the board/chart paper:

Read to learn what was happening in Philadelphia while battles continued outside Boston.

- Have one student read The Big Question at the beginning of the chapter. Ensure students understand the meaning of The Big Question before reading the chapter.

What big decision did the colonists make as a result of shots fired in Massachusetts and speeches delivered in Pennsylvania?

**Read “Shots and Speeches”**

**30 minutes**

Guided reading supports in brackets are intended to guide you in facilitating discussion and should not be read verbatim to students. Guided reading supports not in brackets should be read aloud verbatim.



**A** [Have students read pages 30–32 silently.]

**B** *Literal* Why were the British generals worried when the colonial militia set up a series of cannons overlooking Boston Harbor?

» They thought the militia might be able to fire on the British ships in the harbor below and sink some of them.

## Chapter 4

# Shots and Speeches **A**

### THE BIG QUESTION

What big decision did the colonists make as a result of shots fired in Massachusetts and speeches delivered in Pennsylvania?

What a difference a day makes! By the time the sun came up on April 20, 1775, the British army had **retreated** from Concord back to Boston. They had suffered more than 200 **casualties** and were now surrounded by militia.

Things went from bad to worse when the militia set up cannons on two hills overlooking Boston Harbor. One of the hills was called Breed's Hill. The other was Bunker Hill.

**B** The British generals were worried. If the militia had cannons up on the hills, they might be able to fire on the British ships in the harbor below and sink some of them. The generals decided that they had to drive the militia off the hills.

It would take time to put their plan into action, but two months later, on June 17, 1775, the British launched an attack. Hundreds of redcoats began marching up Breed's Hill. The militiamen at the top of the hill waited nervously. A commander named William Prescott knew his men did not have much **ammunition**. They would have to make every shot count.



John Ward Dunsmore, *Bunker Hill (Fight at Rail Fence)*

31

**A Inferential** Was William Prescott, commander of the militia, right to be worried when the British launched an attack against them? Support your answer with evidence from the text.

- » Yes, the militia ran out of ammunition and was forced to retreat after the British soldiers' third attack.

**Support** What worried Prescott when the British launched an attack against them?

- » He feared the militia would run out of ammunition.

**B Evaluative** Do you think the Battle of Bunker Hill was a victory or a defeat for the British troops?

- » Answers may vary, but should be tied to the text, noting a victory for having achieved the goal of driving the militia off the hill, or a defeat for having lost more men than the colonial militia.

The militia waited . . . and waited . . . and waited. Finally, they opened fire. **Scores** of British troops fell to the ground. Surprisingly, the redcoats were forced to retreat. The British attacked a second time, but again they were beaten back. They attacked a third time—and this time they were successful. The militia had run out of ammunition. Now it was *their* turn to retreat. **A**

Today this battle is known as the Battle of Bunker Hill. However, that is an unusual name for a battle that was actually fought on Breed's Hill. It is possible that the confusion about the location of the battle was caused by a lack of familiarity with the area. The two hills are near each other. In fact, a British officer who mapped the battle site mixed them up on his map. It is also possible that Prescott had been ordered to **fortify** Bunker Hill but fortified Breed's Hill instead when he realized that it was the more desirable spot.

In one sense, the Battle of Bunker Hill was a victory for the British. They achieved their goal: they drove the militia off the hill. In another sense, it felt more like a defeat. Is it really a victory if 1,000 men are killed and wounded compared to 500 on the other side? The British knew that they could not afford to continue to lose so many soldiers, even if the eventual outcome was a victory! **B**

While the Battle of Bunker Hill was raging outside Boston, 56 representatives from all 13 colonies attended the Second Continental Congress in Philadelphia. Thomas Jefferson came north to represent Virginia. John Adams, Samuel Adams, and John Hancock made their way south from Massachusetts. Benjamin Franklin, a native Bostonian living in Philadelphia, did not have far to travel.

**C**


### The Making of a Government

As months of discussion and debate continued, some decisions were made. Many of these decisions were based on the belief that a peaceful settlement with Great Britain was now impossible. The Second Continental Congress began to function as a government. They made important decisions.

They issued paper money. They set up a postal service.

They appointed generals and **ambassadors**. They agreed to the creation of an army and put George Washington in charge of it. This army would eventually be called the Continental Army.

Many members of the Second Continental Congress thought that the time had come for the colonies to declare their independence. They wanted the colonies to become a new nation. Others thought there might still be a way to patch things up with the British, and they wanted to try to do so. These members of the Continental Congress were not the only ones who were divided on the question of independence. The people of the colonies they represented were divided as well. **D**



George Washington became commander of the Continental Army.

33

**C** [Have students read page 33 silently.]

**D** *Evaluative* Why were the members of the Second Continental Congress, as well as many of the people whom they represented, still undecided about going to war with Britain?

» Answers may vary, but should include that many were in favor of a peaceful solution, believing they could “patch things up” rather than go to war.



- A** [Have students read pages 34 and 35 silently.]
- B Inferential** Why did Thomas Paine believe “that monarchy was a foolish way to run a country”?
- » Answers may vary, but should include that he believed all men were equal and, therefore, should not be ruled by one man.
- Support** Paine was British, so he had firsthand experience with a monarchy.
- C Literal** What form of government did Thomas Paine recommend to replace a monarchy?
- » a republic; a government made up of elected representatives
- D** [Have a student read the excerpt from *Common Sense* at the bottom of page 34 aloud.]
- E Inferential** What does Paine mean when he calls for a final separation?
- » independence from Great Britain

**A**

### A Little Common Sense

One man who may have done more than anyone else to convince people to declare independence was Thomas Paine. Paine was an Englishman who had moved to Philadelphia only a few months earlier at the suggestion of Benjamin Franklin. Franklin thought Paine could help the patriot movement. Thomas Paine wrote a pamphlet called *Common Sense*. It was published in January 1776, while the Second Continental Congress was meeting.



Thomas Paine

Paine believed that monarchy was a foolish way to run a country. “Mankind being originally equals in the order of creation,” Paine wrote; so how could any one man claim the right to rule over millions? **B**

Paine argued that the colonies should separate from Great Britain and form a republic—a government made up of elected representatives. He told his new countrymen they had an amazing opportunity—they could cast off government by kings and replace it with something much, much better: **C**

**D** “[W]e have every opportunity and every encouragement before us, to form the noblest, purest constitution on the face of the earth. We have it in our power to begin the world over again. . . . The birthday of a new world is at hand. . . . [F]or God’s sake, let us come to a final separation.” **E**

—Thomas Paine

34



Pages from  
*Common Sense*

*Common Sense* became a bestseller. Copies were printed in all 13 colonies. Selections were printed in newspapers. Those who could read studied the pamphlet. Those who could not read listened while it was read aloud at an inn or coffeehouse. *Common Sense* convinced many colonists that it was, in fact, time to declare independence.

### A Final Separation

By June 1776, most members of the Second Continental Congress were ready to vote for what Paine referred to as “a final separation.” Thomas Jefferson, a delegate from Virginia, was asked to write an official **declaration** of independence. His job was to explain why the colonies were breaking away from Great Britain, and why it was necessary for them to do so. **F**

Benjamin Franklin and John Adams reviewed Jefferson’s draft. They made a few changes, but overall they accepted Jefferson’s work without reservation. On July 2, 1776, the members of the Second Continental Congress voted for independence. On July 4, 1776, the members voted again—this time on whether to accept Jefferson’s Declaration of Independence as the document that outlined the reasons for their desire to be independent. No one voted against it. One colony, New York, **abstained**. The Declaration of Independence was approved!

35

**F** *Literal* What does the Declaration of Independence outline?

- » Reasons for the colonists’ desire for independence from Great Britain.

**Support** Who was the primary author of the Declaration of Independence?

- » Thomas Jefferson



**A** [Have students read pages 36–39 silently.]

**B Inferential** The text says, “Jefferson wrote specific ideals that he and his fellow colonists wholeheartedly believed to be true.” Look at the quote from Thomas Jefferson on page 36, and find a word in the opening line that means the same as ideals, or beliefs.

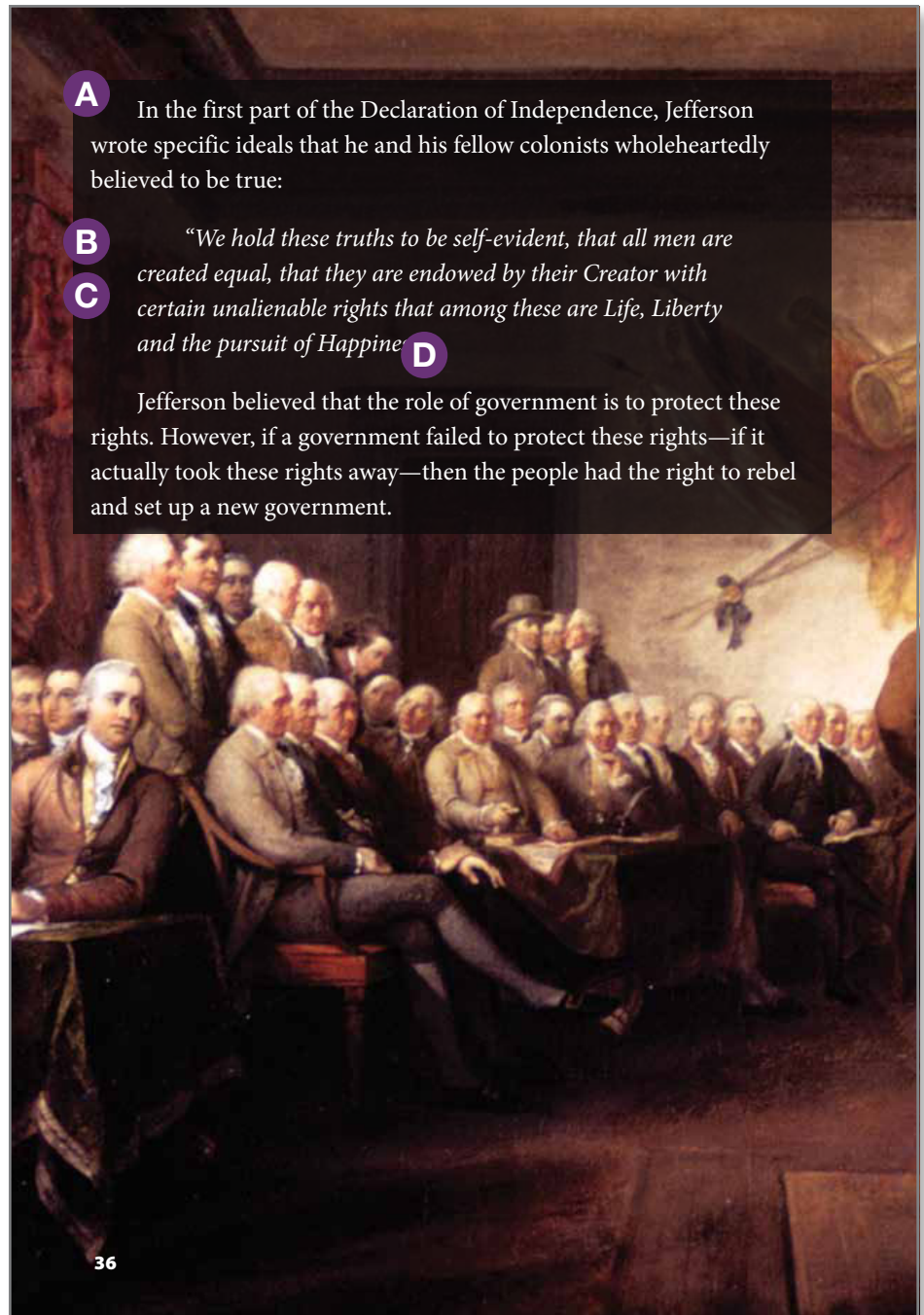
» truths

**C Evaluative** Jefferson wrote: “We hold these truths to be self-evident . . .” In this sentence, the word *self-evident* means the truths require no proof or explanation. The first truth, or belief, is that all men are created equal. What do you think this first truth means?

» Answers may vary, but may include that all people are born with the same rights.

**D Literal** Jefferson continues, writing that all men are “endowed by their Creator with certain unalienable rights.” This means that God, the Creator, provides all people with rights that cannot be taken away from them. Jefferson names three of these unalienable rights. What are they?

» life, liberty, and the pursuit of happiness



**A** In the first part of the Declaration of Independence, Jefferson wrote specific ideals that he and his fellow colonists wholeheartedly believed to be true:

**B** “We hold these truths to be self-evident, that all men are created equal, that they are endowed by their Creator with certain unalienable rights that among these are Life, Liberty and the pursuit of Happiness”

**D** Jefferson believed that the role of government is to protect these rights. However, if a government failed to protect these rights—if it actually took these rights away—then the people had the right to rebel and set up a new government.

E F



John Trumbull, *Declaration of Independence*, 1817–1819

37

**E** [Have students look at the image on pages 36 and 37.]

**F** *Inferential* How does this image relate to the text? Where do you think the image is set and who do you think is pictured?

- » Answers may vary, but should include the setting as the Second Continental Congress in Philadelphia and some of the subjects of the painting as Thomas Jefferson, Benjamin Franklin, and John Adams.

**A** *Inferential* When writing the Declaration of Independence, Thomas Jefferson referred to the Intolerable Acts you read about in an earlier chapter. Find references to these acts in the text on page 38.

» “It had levied (demanded to collect) unfair taxes, taken away the right to trial by jury, and quartered British troops in colonial cities.”

Jefferson argued that this was what the British government had done. In the second half of the Declaration of Independence, Jefferson presented a long list of unacceptable actions the British government had taken. It had **levied** unfair taxes, taken away the right to trial by jury, and quartered British troops in colonial cities. For all of these reasons (and more), Jefferson wrote, the colonists had no other option but to declare independence from Great Britain. **A**

### Happy Birthday to Us!

Ever since 1776, the Fourth of July has been a national holiday in the United States. On this day every year, Americans celebrate their independence by watching fireworks, singing patriotic songs, and attending picnics and parades. Although it took another month to get all the signatures on the Declaration of Independence, Americans still celebrate Independence Day on July 4.



Independence Day in Washington, D.C.

### No Simple Solution

The colonists did not initially have a national army ready to fight on their behalf. The Continental Army, as such, did not yet exist. In June 1775, the Continental Congress appointed Virginian George Washington to create such an army. Until then, the army had consisted of a loosely organized collection of militia units from New England. The **implications** of what had happened at Lexington and Concord were far from clear in the days following the battles. While there had been plenty of outrage, it had taken over a year for independence to be declared. In fact, after the battles in Lexington and Concord, some patriots had created a flag called “The Continental Colors.” This flag featured the red and white stripes from the Sons of Liberty flag with an image of the British Union Jack superimposed on it, indicating some degree of continued loyalty to the British government. **B**



The Continental Colors

39

**B Challenge** What evidence does the text give to show that people were still conflicted about declaring independence from Great Britain following the Battles of Lexington and Concord?

- » The flag created following the Battles of Lexington and Concord represented both sides. The stripes represented a united desire to protect and defend the patriots’ liberties, and the Union Jack, or British flag, represented others’ continued loyalty to Great Britain.



## Note

Question 1 relates to The Big Question of the chapter.

### Discuss the Chapter and Wrap Up the Lesson

5 minutes

- Use the following question to discuss the chapter.

1. *Inferential* What big decision did the colonists make as a result of shots fired outside Boston and speeches delivered in Philadelphia? How did they communicate this decision?
  - » to declare independence from Great Britain; They chose Thomas Jefferson to write an official declaration of independence.

- Have students turn to Activity Page 6.2. Use the following questions to guide students in adding these events to their timelines as you do so with the displayed timeline:

1. What is the name of the battle in June 1775 that took place overlooking Boston Harbor in which the British drove back the colonial militia?
  - » the Battle of Bunker Hill
2. What is the name of the pamphlet published by Thomas Paine in January 1776 to help convince colonists to declare independence from Great Britain?
  - » *Common Sense*
3. On what date did members of the Second Continental Congress vote to adopt Jefferson's Declaration of Independence?
  - » July 4, 1776

**Challenge** How many years passed between when the British repealed the Stamp Act and when the Second Continental Congress approved the Declaration of Independence? Refer to your timeline to determine the answer.

- » 10 years (1766–1776)

## Word Work: Fortify

5 minutes

1. In the chapter you read, “It is also possible that Prescott had been ordered to fortify Bunker Hill but fortified Breed’s Hill instead when he realized that it was the more desirable spot.”
2. Say the word *fortify* with me.
3. *Fortify* means to make a place safe by building defenses (walls, trenches, etc.).
4. During the Middle Ages, lords fortified their castles by building moats around them.
5. What are some other ways people might fortify a place? Be sure to use the word *fortify* in your response. [Ask two or three students to use the target word in a sentence. If necessary, guide and/or rephrase students’ responses to make complete sentences: “You could fortify a building by . . .”]
6. What part of speech is the word *fortify*?  
» verb

[Use a *Synonyms* activity for follow-up.] What does the word *fortify* mean? What are some synonyms, or words that have a similar meaning, of *fortify*? [Prompt students to provide words like *strengthen* and *reinforce*.] With a partner, create a sentence for each synonym of *fortify* discussed.

## GRAMMAR

15 minutes

### Introduce Subject-Action Verb Agreement

- Remind students that a sentence has two parts, a subject and a predicate. The subject tells who or what the sentence is about. The predicate tells what the subject is doing, did, or will do. Verbs are part of the predicate.
- Refer to the sentences on the board/chart paper:

Paul Revere warns the colonists.

The soldiers march toward Concord.

- In the first sentence, have students identify the subject (*Paul Revere*) and draw a single line under it. Have students identify the predicate (*warns the colonists*) and draw a double line under it. Have students identify the action verb (*warns*) and draw a circle around it.

### Materials

- Subject-Action Verb Agreement Poster
- Subject-Action Verb Agreement Chart
- Activity Page 6.3



**Support** An action verb shows action. Examples include *run*, *jump*, and *read*, etc.

- Follow this same process for the second sentence. (subject: *the soldiers*; predicate: *march toward Concord*; action verb: *march*)
- Refer to the Subject-Action Verb Agreement Poster you prepared in advance. Explain that the examples given on the poster are in the present tense (i.e., the action is happening in the present, or now).
- Point out the following:
  - If the subject is singular (*the government*) and the action verb ends in ‘s’, ‘sh’, ‘ch’, ‘x’, and ‘z’ (*pass*), add *-es* to the verb (*passes*).
  - If the subject is singular (*Paul Revere*) and the action verb ends with ‘y’ (*spy*), change the ‘y’ to an ‘i’ and add *-es* (*spies*).
  - Otherwise, if the subject is singular (*the farmer*), add *-s* to the verb (*plows*).
  - If the subject is plural (*the colonists*), it is not necessary to change the verb (*fight*).
- Direct students’ attention to the Subject-Action Verb Agreement Chart you prepared in advance. Tell students you will complete the chart as a class. Reference the Subject-Action Verb Agreement Poster as necessary. Combine subjects with action verbs and write full phrases under “Agreement” on the chart.

<b>Noun Subject</b>	<b>Action Verb</b>	<b>Agreement</b>
the king	rule	the king rules
the king and queen	rule	the king and queen rule
the soldier	march	the soldier marches
the soldiers	march	the soldiers march
the colonist	try	the colonist tries
the colonists	try	the colonists try

- Next, have students help you orally extend the first example from the chart, *the king rules*, into an expanded sentence.
  - Answers may vary, but should reflect the correct use of *the king rules*, and should be a complete sentence. For example, *The king rules Great Britain and the colonies*.
- Have students create an expanded complete sentence using two or three more examples from the chart.
- Have students turn to Activity Page 6.3. Review the directions and completed examples in both sections of the activity page. Direct students to complete the next item in the chart, and to write an expanded sentence for it. Circulate around the room to be certain that students understand the directions. Have students complete the remainder of the activity page for homework.

### Introduce Prefixes *im-* and *in-*

- Refer to the Prefixes Poster on display in the classroom and read the definition of *prefix* to students.
- Tell students the two prefixes they will study are *im-* and *in-*.
- Write the prefix *im-* on the board/chart paper and explain that it is pronounced /im/. Write the prefix *in-* on the board/chart paper and explain that it is pronounced /in/.
- Explain that *im-* and *in-* both mean “not.” Explain further that knowing the meaning of specific prefixes will help students figure out the meaning of unfamiliar words.
  - Remind students there are other prefixes that mean “not,” such as *un-*, *non-*, *dis-*, *il-*, and *ir-*.
  - Share the following examples of words with other prefixes that mean “not”: *unoriginal*, *nondairy*, *dislike*, *illegal*, *irresponsible*.
- Tell students that adding *im-* or *in-* does not change the part of speech of the root word, but adding them does change the meaning of the root word.
  - Note that the prefix *im-* is added to the beginning of words that begin with the letters ‘m’, ‘p’, and ‘b’. (These letters usually stand for the sounds /m/, /b/, and /p/, which are made using the lips.) The prefix *in-* is added to the beginning of words that begin with most other letters.
- Write the word *possible* on the board. Briefly discuss the meaning and then use it in a sentence. (*Possible* means able to be done. It is possible to finish my homework before dinner. You may also want to point out that *possible* can also mean able to become.)
- Add *im-* to *possible* and have students read the new word. Discuss the meaning of the new word. (*Impossible* means *not* able to be done or *not* able to become.) Point out that the prefix *im-* does not change the part of speech of *possible*. Both *possible* and *impossible* are adjectives.
- Refer to the example sentence for *impossible* on the board/chart paper:

It is *impossible* to fit the new table in the back of our small car.

- Have students provide sentences using the word *impossible*. (Answers may vary.)
- Ask students for synonyms of *impossible*. (*unable*, *difficult*, etc.)
- Write *correct* on the board. Briefly discuss the meaning of the word and then use it in a sentence. (*Correct* means true or accurate. The *correct* answer to the math problem 4 x 11 is 44.)

### Materials

- Activity Page 6.4

- Add *in-* to *correct* and have students read the new word; discuss the meaning of the new word. (*Incorrect* means *not* true or *not* accurate.) Point out that adding the prefix *in-* does not change the part of speech of *correct*. Both *correct* and *incorrect* are adjectives.
- You may also want to explain that *correct* can also be used as a verb (to *correct* a mistake) but you are referring to *correct* used as an adjective for this lesson.
- Refer to the example sentence for *incorrect* on the board/chart paper:

It is *incorrect* grammar to use the word ain't.

- Have students provide sentences using the word *incorrect*. (Answers may vary.)
- Ask students for synonyms of *incorrect*. (*wrong, inaccurate, etc.*)
- Continue in this manner for the remaining *im-* and *in-* words, using the following chart as a guide.

English Root Word	Meaning	Affixed Word	Meaning	Sentence
perfect	(adjective) having no mistakes or flaws	imperfect	(adjective) having mistakes or flaws; not perfect	The <u>imperfect</u> pot had a chip in the paint and one side was shorter than the other.
practical	(adjective) easy and reasonable to do or use	impractical	(adjective) not easy or reasonable to do or use; not practical	My mom said it was <u>impractical</u> to wear sandals for walking at the zoo.
patient	(adjective) able to be calm while waiting	impatient	(adjective) not able to be calm while waiting; not patient	We waited for the doctor so long that my little sister got <u>impatient</u> .
polite	(adjective) having or showing good manners or respect for others	impolite	(adjective) not having or showing good manners or respect for others; not polite	The boys were <u>impolite</u> when they talked during the movie.
convenient	(adjective) allowing you to do something easily or without much trouble	inconvenient	(adjective) not allowing you to do something easily or without much trouble; not convenient	The new bus stop was <u>inconvenient</u> for kids who lived up the hill.
complete	(adjective) having all necessary parts; not having anything missing	incomplete	(adjective) not having all necessary parts; not complete	My homework was <u>incomplete</u> because I didn't finish it before I got sick.

### Note

You will not write the information in the shaded columns on the board/chart paper, as that information is intended for use during oral instruction. Complete as many examples as time permits.

English Root Word	Meaning	Affixed Word	Meaning	Sentence
capable	(adjective) able to do something	incapable	(adjective) not able to do something; not capable	The woven basket was full of holes and <u>incapable</u> of holding water.
active	(adjective) doing things that require physical movement or activity	inactive	(adjective) not doing things that require physical movement or activity; not active	My legs start to hurt if I am <u>inactive</u> too long.

- Have students turn to Activity Page 6.4. Briefly review the directions and complete the first sentence together. Have students complete the activity page for homework.

## SPELLING

15 minutes

### Introduce Spelling Words

- Explain that students will practice 10 words related to the content of the Reader, *The Road to Independence*. These words do not follow one single spelling pattern. Tell students they will be assessed on these words and will write a detailed sentence related to one or more of these words in Lesson 10.
- Introduce the words by writing them on the board/chart paper. First say the word aloud, and then sound out each syllable, naming each letter aloud as you write it. Continue syllable by syllable until the word is spelled correctly. You may wish to use the pronunciation chart to guide students in saying the words.

- |                 |                   |
|-----------------|-------------------|
| 1. declaration  | 6. monarchy       |
| 2. grievance    | 7. representative |
| 3. incident     | 8. surrender      |
| 4. independence | 9. valiant        |
| 5. militia      | 10. victory       |

### Pronunciation/Syllabication Chart

The following chart includes pronunciation and syllabication information for the spelling words. The first column lists the words. The second column breaks the words into decodable sounds based on the Core Knowledge code approach to decoding words. The third column lists syllable types in each word. This information is provided so you can present these new, unfamiliar spelling words in a way that calls upon and reinforces the manner in which students were taught to decode and encode in the earlier grades.

### Materials

- Activity Page SR.1

### Note

Remember to point out specific spelling patterns in each word and their relationship to the sounds and spellings on the Individual Code Chart.

Students who participated in CKLA instruction in K–Grade 2 have been taught to read and spell using an explicit, systematic phonics approach. These students will be the most successful in learning to spell increasingly challenging words if they are encouraged to segment each word into manageable syllables and then make use of the specific letter-sound code knowledge they were taught in earlier grades. This letter-sound knowledge is summarized on the Individual Code Chart, which lists each sound in the English language, followed by all the possible ways that the given sound could be spelled; the spellings for each sound are listed in the order of frequency with which they occur in English, from most frequent to least frequent spelling. The Individual Code Chart is located in the Activity Book (Activity Page SR.1) and in the Yearlong Teacher Resources on the Grade Four Ancillary Materials page on the website: <https://www.coreknowledge.org/free-resource/ckla-ancillary-materials-fourth-grade/yearlong-teacher-resources/>.

As you introduce and write each word, it may be helpful if you point out particular spelling patterns within each word and show students where these spellings are reflected on the Individual Code Chart. For example, you might note that the word *declaration* includes a schwa sound (/ə/) in the second syllable of the word (i.e., the second syllable is pronounced /ə/, but spelled ‘a’) and then point out the ‘a’ spelling for /ə/ that is included on the Individual Code Chart.

If you are unfamiliar with the CKLA phonics approach and/or have limited phonics training, you may also find the following materials in the Yearlong Teacher Resources on the Grade Four Ancillary Materials page on the website helpful: “Using Chunking to Decode Multisyllable Words” and “Sound and Spelling of Schwa.”

If you have taught CKLA in Grades K–3, you will notice the sound-spelling notation is different in Grade 4 than in previous grades. In Grades K–3, we noted each individual sound spelling within //. For example, the sound spellings for *costly* would be /k//o//s//t//ee/. Beginning with Grade 4, we use a sound-spelling notation that follows linguistic and dictionary conventions, making each notation easier to see and read. For example, the word *costly* is now notated as /kost\*lee/.

### Note

You will not write the information in the shaded columns on the board/chart paper, as that information is intended for use during oral instruction.

Word	CK Code	Syllable Type
declaration	/dek*lɛ*rae*shən/	closed*ə*open*ə
grievance	/gree*vəns/	digraph*ə
incident	/in*sə*dent/	closed*ə*closed
independence	/in*də*pen*dəns/	closed*ə*closed*ə
militia	/mə*lish*ə/	ə*closed*ə
monarchy	/mon*ar*kee/	closed*r-controlled*open
representative	/rep*rə*zen*tə*tiv/	closed*ə*closed*ə*digraph
surrender	/ser*en*der/	r-controlled*closed*r-controlled
valiant	/val*yənt/	closed*ə
victory	/vik*tə*ree/	closed*ə*open

After writing and pronouncing the words, use the following chart to define each word and provide an example of how to use it in a sentence.

Spelling Word	Definition	Example Sentence
declaration	an official statement of something	Thomas Jefferson wrote a <u>declaration</u> of independence, explaining why the colonists wanted to break away from Great Britain.
grievance	a complaint resulting from being treated unfairly; a reason for complaining about a situation	Members of the First Continental Congress drew up a list of <u>grievances</u> against King George III.
incident	an event or disagreement that is likely to cause serious problems	The <u>incident</u> known as the “Boston Massacre” led to more unrest in the colonies.
independence	freedom from outside control or support	The colonists were divided about whether to seek <u>independence</u> from Great Britain.
militia	ordinary people trained to be soldiers but who are not part of the full-time military	The colonial <u>militia</u> surprised the British by setting up cannons on Breed’s Hill.
monarchy	a form of government in which a country is ruled by a monarch, such as a king or a queen	Thomas Paine spoke out against the British <u>monarchy</u> , believing they had too much power.
representative	members of a government	<u>Representatives</u> from all thirteen colonies met together in Philadelphia.
surrender	to give up, quit	The British troops <u>surrendered</u> to the Continental Army at the Battle of Saratoga.
valiant	brave or courageous	George Washington was a <u>valiant</u> leader during the French and Indian War.
victory	the act of defeating an opponent or enemy	The decisive <u>victory</u> of the American Revolution came in 1781 at Yorktown, Virginia.

- Tell students the word list will remain on display until the assessment so they can refer to it until then.
- Have students take home Activity Page 6.5 to practice spelling the words and Activity Page 6.6 to complete for homework.

### Note

You will not write the information in the shaded columns on the board/chart paper, as that information is intended for use during oral instruction.



## Materials

- Activity Pages 6.3–6.6
- *Fluency Supplement* selection (optional)

## TAKE-HOME MATERIAL

### Grammar; Morphology; Spelling

- Have students take home Activity Pages 6.3, 6.4, and 6.6 to complete for homework.
- Have students take home Activity Page 6.5 to use as a reference in practicing spelling words.
- Have students take home a text selection from the *Fluency Supplement* if you are choosing to provide additional fluency practice.

# Lesson 7

## Unit 6: American Revolution

### CORE CONTENT OBJECTIVES

Students will:

- ✓ Explain that, with each move by the British government and response by the colonists, the colonies came closer to declaring their independence
- ✓ Identify a timeline for the fighting at Lexington, Concord, and Bunker Hill
- ✓ Explain that the battles at Lexington, Concord, and Bunker Hill occurred before the formal Declaration of Independence and organization of an army
- ✓ Identify Thomas Jefferson as the main writer of the Declaration of Independence
- ✓ Identify the Declaration of Independence as a key document in American history

LESSON AT A GLANCE	TIME	MATERIALS
<b>Reading</b> Small Group: Chapter 4 “Shots and Speeches” Word Work: <i>Implication</i>	40 min. 5 min.	<i>The Road to Independence</i> ; Activity Page 7.1
<b>Writing</b> Perform Vignette and Plan a Body Paragraph	45 min.	Activity Pages 7.2, 7.3; Answer Key for Activity Page 7.3

### Primary Focus of Lessons

**Reading:** By the end of this lesson, students will be able to explain details related to the colonists’ desire for independence as outlined in the Declaration of Independence.

**Writing:** By the end of this lesson, students will be able to write a reflective prompt to serve as notes for their second body paragraph.

### ADVANCE PREPARATION

#### Reading

- Write the purpose for reading on the board/chart paper. Alternatively, you may access a digital version of this and The Big Question in the digital components for this unit.

Read to gain a better understanding of the events that led the colonists to declare independence from Great Britain.

### Writing

- Read through Vignette II on Activity Page 7.2 and decide how you will assign roles to students. You will need one student to be the narrator, one student to play King George III, four students to play members of Parliament, one student to play Patrick Henry, and two students to play representatives from Virginia.

### Grammar; Morphology; Spelling

- Collect Activity Pages 6.3, 6.4, and 6.6 to review and grade as there are no grammar, morphology, or spelling lessons today.

### Materials

- *The Road to Independence*
- Activity Page 7.1

## READING

45 minutes

### Small Group: Chapter 4 “Shots and Speeches”

40 minutes

#### Review the Chapter

5 minutes

- Use the following questions to review the chapter:
  - What are the shots referred to in the chapter title?
    - » shots fired at the Battle of Bunker Hill
  - What are the speeches referred to in the chapter title?
    - » members of the Second Continental Congress, debating war
  - What big decision did the colonists make as a result of shots fired in Massachusetts and speeches delivered in Pennsylvania?
    - » They decided to fight for independence.
- Tell students that they will reread Chapter 4, “Shots and Speeches.”
- Have students turn to the table of contents, locate the chapter, and then turn to the first page of the chapter.

- You may wish to review the following vocabulary words before you reread the chapter:

1. **retreat, v.** to move back or away from danger or attack (**retreated**) (30)
2. **casualty, n.** a person killed or injured during battle (**casualties**) (30)
3. **ammunition, n.** bullets, shells, and other objects used as weapons shot from guns (30)
4. **score, n.** another term for 20; a group of 20 things (**scores**) (32)
5. **fortify, v.** to make a place safe from attack by building defenses (walls, trenches, etc.) (**fortified**) (32)
6. **ambassador, n.** the person who represents the government of his or her country in another country (**ambassadors**) (33)
7. **declaration, n.** an official statement of something (35)
8. **abstain, v.** to choose not to vote (**abstained**) (35)
9. **levy, v.** to use legal authority to demand and collect a fine or tax (**levied**) (38)
10. **implication, n.** a possible effect or result that may take place in the future (**implications**) (39)

- Remind students they can look up a word in the glossary if they forget its meaning.
- Read the purpose for reading from the board/chart paper:

Read to gain a better understanding of the events that led the colonists to declare independence from Great Britain.

- Have one student read The Big Question at the beginning of the chapter. Ensure students understand the meaning of The Big Question before reading the chapter.

What big decision did the colonists make as a result of shots fired in Massachusetts and speeches delivered in Pennsylvania?

### *Establish Small Groups*

Before reading the chapter, divide students into two groups using the following guidelines:

- **Small Group 1:** This group should include students who need extra scaffolding and support to read and comprehend the text. Use the guided reading supports to guide students through reading the text. This is an excellent time to make notes in your anecdotal records. Students will complete Activity Page 7.1 with your support while reading.

🔄 **Small Group 2:** This group should include students who are capable of reading and comprehending text without guided support. We encourage you to vary how you assign students either to read independently or with partners, based on their needs. Likewise, you may want to ask some or all students to complete Activity Page 7.1 independently, which can then be used as a formative assessment to determine how well each student understood what was read. Make arrangements to check that students in Small Group 2 have answered the questions on Activity Page 7.1 correctly. You may choose to do one of the following to address this:

- collect the pages and correct them individually
- provide an answer key to students to check their own or a partner’s work after they have completed the activity page
- confer with students individually or as a group at a later time

Over the course of the year, students may change groups, depending on individual students’ needs.

*Read "Shots and Speeches"*

**30 minutes**

The following guided reading supports are intended for use with Small Group 1. Guided reading supports in brackets are intended to guide you in facilitating discussion and should not be read verbatim to students. Guided reading supports not in brackets should be read aloud verbatim.



- A** [Have students read the first paragraph on page 30 silently.]
- B** *Literal* In the previous chapter, the text says that 73 British soldiers had been killed and 174 wounded by the colonial militia during a day of fighting outside Boston. In this paragraph, what vocabulary word is used when talking about both the dead and the wounded soldiers?  
» *casualties*
- C** [Read the remainder of page 30 aloud.]

## Chapter 4

# Shots and Speeches

### THE BIG QUESTION

What big decision did the colonists make as a result of shots fired in Massachusetts and speeches delivered in Pennsylvania?

- A** What a difference a day makes! By the time the sun came up on April 20, 1775, the British army had **retreated** from Concord back to Boston. They had suffered more than 200 **casualties** and were now surrounded by militia. **B**
- C** Things went from bad to worse when the militia set up cannons on two hills overlooking Boston Harbor. One of the hills was called Breed's Hill. The other was Bunker Hill.

The British generals were worried. If the militia had cannons up on the hills, they might be able to fire on the British ships in the harbor below and sink some of them. The generals decided that they had to drive the militia off the hills.

It would take time to put their plan into action, but two months later, on June 17, 1775, the British launched an attack. Hundreds of redcoats began marching up Breed's Hill. The militiamen at the top of the hill waited nervously. A commander named William Prescott knew his men did not have much **ammunition**. They would have to make every shot count.



John Ward Dunsmore, *Bunker Hill (Fight at Rail Fence)*

31

**A** [Read page 32 aloud.]

**B Support** *Score* is another word for the number 20, so scores of troops means multiples of 20, such as 2 x 20, 3 x 20, or 4 x 20; in other words, large numbers of men fell to the ground.

**A**

The militia waited . . . and waited . . . and waited. Finally, they opened fire. **Scores** of British troops fell to the ground. **B** Surprisingly, the redcoats were forced to retreat. The British attacked a second time, but again they were beaten back. They attacked a third time—and this time they were successful. The militia had run out of ammunition. Now it was *their* turn to retreat.

Today this battle is known as the Battle of Bunker Hill. However, that is an unusual name for a battle that was actually fought on Breed's Hill. It is possible that the confusion about the location of the battle was caused by a lack of familiarity with the area. The two hills are near each other. In fact, a British officer who mapped the battle site mixed them up on his map. It is also possible that Prescott had been ordered to **fortify** Bunker Hill but fortified Breed's Hill instead when he realized that it was the more desirable spot.

In one sense, the Battle of Bunker Hill was a victory for the British. They achieved their goal: they drove the militia off the hill. In another sense, it felt more like a defeat. Is it really a victory if 1,000 men are killed and wounded compared to 500 on the other side? The British knew that they could not afford to continue to lose so many soldiers, even if the eventual outcome was a victory!

While the Battle of Bunker Hill was raging outside Boston, 56 representatives from all 13 colonies attended the Second Continental Congress in Philadelphia. Thomas Jefferson came north to represent Virginia. John Adams, Samuel Adams, and John Hancock made their way south from Massachusetts. Benjamin Franklin, a native Bostonian living in Philadelphia, did not have far to travel.

32

C


## D The Making of a Government

As months of discussion and debate continued, some decisions were made. Many of these decisions were based on the belief that a peaceful settlement with Great Britain was now impossible. The Second Continental Congress began to function as a government. They made important decisions.

They issued paper money. They set up a postal service.

They appointed generals and **ambassadors**. They agreed to the creation of an army and put George Washington in charge of it. This army would eventually be called the Continental Army. **E**

Many members of the Second Continental Congress thought that the time had come for the colonies to declare their independence. They wanted the colonies to become a new nation. Others thought there might still be a way to patch things up with the British, and they wanted to try to do so. These members of the Continental Congress were not the only ones who were divided on the question of independence. The people of the colonies they represented were divided as well.



George Washington became commander of the Continental Army.

33

C [Read page 33 aloud.]

D *Inferential* The final paragraph on page 32 transitions the reader from one topic to another, from the Battle of Bunker Hill to the Second Continental Congress. What clue does the heading at the top of page 33 give about the work of the Second Continental Congress?

» It suggests they worked to form a new government and lets the reader know this is the main idea of the next few paragraphs.

E *Inferential* In what ways did the Second Continental Congress begin to alter their behavior, acting independently from Great Britain?

» They began to function as their own government, asserting their rights to make their own decisions by creating their own money and forming their own army and postal service. They were part of a representative government, forming their own rules rather than following the rules of a foreign government in which they had no representation.

[Have students record the answer to question 1 on Activity Page 7.1.]



- A** [Read the first three paragraphs on page 34 aloud.]
- B Support** *Cast off* means to throw away or stop a way of doing something.
- C Literal** What type of government did Thomas Paine think should replace the monarchy?  
» a republic; a government made up of elected representatives

[Have students record the answer to question 2 on Activity Page 7.1.]

**A**

### A Little Common Sense

One man who may have done more than anyone else to convince people to declare independence was Thomas Paine. Paine was an Englishman who had moved to Philadelphia only a few months earlier at the suggestion of Benjamin Franklin. Franklin thought Paine could help the patriot movement. Thomas Paine wrote a pamphlet called *Common Sense*. It was published in January 1776, while the Second Continental Congress was meeting.



Thomas Paine

Paine believed that monarchy was a foolish way to run a country. “Mankind being originally equals in the order of creation,” Paine wrote; so how could any one man claim the right to rule over millions?

Paine argued that the colonies should separate from Great Britain and form a republic—a government made up of elected representatives. He told his new countrymen they had an amazing opportunity—they could cast off government by kings and replace it with something much, much better:

**B**

**C**

“[W]e have every opportunity and every encouragement before us, to form the noblest, purest constitution on the face of the earth. We have it in our power to begin the world over again. . . . The birthday of a new world is at hand. . . . [F]or God’s sake, let us come to a final separation.”

—Thomas Paine

34



Pages from  
*Common Sense*

**D** *Common Sense* became a bestseller. Copies were printed in all 13 colonies. Selections were printed in newspapers. Those who could read studied the pamphlet. Those who could not read listened while it was read aloud at an inn or coffeehouse. *Common Sense* convinced many colonists that it was, in fact, time to declare independence.

### A Final Separation

By June 1776, most members of the Second Continental Congress were ready to vote for what Paine referred to as “a final separation.” Thomas Jefferson, a delegate from Virginia, was asked to write an official **declaration** of independence. His job was to explain why the colonies were breaking away from Great Britain, and why it was necessary for them to do so.

Benjamin Franklin and John Adams reviewed Jefferson’s draft. **E** They made a few changes, but overall they accepted Jefferson’s work without reservation. On July 2, 1776, the members of the Second Continental Congress voted for independence. On July 4, 1776, the members voted again—this time on whether to accept Jefferson’s Declaration of Independence as the document that outlined the reasons for their desire to be independent. No one voted against it. One colony, New York, **abstained**. The Declaration of Independence was approved!

35

**D** [Read page 35 aloud.]

**E** *Literal* Who wrote the Declaration of Independence and who reviewed his draft?

- » Thomas Jefferson was the main author. Benjamin Franklin and John Adams reviewed his draft.



**A** [Read page 36 aloud.]

**B Support** [Tell students they will hear these famous words by Thomas Jefferson many times during their lifetime. These words helped to convince others that it was right to rebel, or fight, against Great Britain.]

**C Inferential** Jefferson noted three inalienable rights of the people: life, liberty (freedom), and the pursuit (search) of happiness. Which of these rights had Great Britain taken away? Provide examples from your reading.

» Answers may vary, but students may identify the right to liberty (i.e., freedoms taken away from the colonists, including the Intolerable Acts). They may also identify the right to life, considering the colonists killed in the Boston Massacre, Bunker Hill, etc.

**A**

In the first part of the Declaration of Independence, Jefferson wrote specific ideals that he and his fellow colonists wholeheartedly believed to be true:

*“We hold these truths to be self-evident, that all men are created equal, that they are endowed by their Creator with certain unalienable rights that among these are Life, Liberty and the pursuit of Happiness.”*

**B**

Jefferson believed that the role of government is to protect these rights. However, if a government failed to protect these rights—if it actually took these rights away—then the people had the right to rebel and set up a new government.


**C**





John Trumbull, *Declaration of Independence*, 1817-1819

37



**A** [Read the first paragraph on page 38 aloud.]

**B** *Evaluative* Do you agree with Jefferson’s conclusion, that King George left the colonists no other option but to declare independence from Great Britain?

» Answers may vary, but should be supported by the text.

**Support** Based on the way it is used in the final sentence of this paragraph, we can infer the meaning of the word *option* to be a choice or possibility.

**C** [Have a student read the text box “Happy Birthday to Us!” on page 38 aloud.]

**D** *Inferential* Why is July 4 called Independence Day?

» It is the day on which members of the Second Continental Congress voted whether to accept Jefferson’s Declaration of Independence from Great Britain. So, ever since then, this is the date that Americans celebrate their independence, or freedom, from British control.

**A** Jefferson argued that this was what the British government had done. In the second half of the Declaration of Independence, Jefferson presented a long list of unacceptable actions the British government had taken. It had **levied** unfair taxes, taken away the right to trial by jury, and quartered British troops in colonial cities. For all of these reasons (and more), Jefferson wrote, the colonists had no other option but to declare independence from Great Britain. **B**

### Happy Birthday to Us! **C**

Ever since 1776, the Fourth of July has been a national holiday in the United States. On this day every year, Americans celebrate their independence by watching fireworks, singing patriotic songs, and attending picnics and parades. Although it took another month to get all the signatures on the Declaration of Independence, Americans still celebrate Independence Day on July 4. **D**



Independence Day in Washington, D.C.

**E****No Simple Solution**

The colonists did not initially have a national army ready to fight on their behalf. The Continental Army, as such, did not yet exist. In June 1775, the Continental Congress appointed Virginian George Washington to create such an army. Until then, the army had consisted of a loosely organized collection of militia units from New England. The **implications** of what had happened at Lexington and Concord were far from clear in the days following the battles. While there had been plenty of outrage, it had taken over a year for independence to be declared. In fact, after the battles in Lexington and Concord, some patriots had created a flag called “The Continental Colors.” This flag featured the red and white stripes from the Sons of Liberty flag with an image of the British Union Jack superimposed on it, indicating some degree of continued loyalty to the British government. **F** **G**

**39****E** [Read page 39 aloud.]

**F** *Evaluative* Look at the heading on page 39, “No Simple Solution.” What does the heading mean and does it accurately represent what the paragraph is about? Support your answer with evidence from the text.

- » Answers may vary, but may include the problem the colonists faced, to remain under British rule or to declare independence, was not an easy one to solve. This paragraph discusses the conflicted feelings as evidenced by the length of time it took to actually declare independence after the Declaration of Independence was written.

[Have students record the answer to question 3 on Activity Page 7.1.]

**G** [Have students complete the second half of Activity Page 7.1 with your help.]



### Discuss the Chapter and Wrap Up the Lesson

5 minutes

- Use the following question to discuss the chapter.

1. *Evaluative Think Pair Share* Have you ever heard the idiom, *Actions speak louder than words*? It means what you do is more important than what you say. In this chapter, you read about the actions (shots) of the militia and words (speeches) of the members of the Second Continental Congress. Which was more essential—actions or words—in the colonists’ decision to go to war with Great Britain? Turn and share your opinion with a partner.
  - » Answers may vary, but should draw support from the text. Students may conclude that shots were more important because of the loss of life or that speeches were more important because they represented a majority opinion from all 13 colonies.

### Word Work: Implication

5 minutes

1. In the chapter you read, “The implications of what had happened at Lexington and Concord were far from clear in the days following the battles.”
2. Say the word *implication* with me.
3. *Implication* means a possible effect or result that may take place in the future.
4. An implication of eating too much cake is that you may feel sick afterward.
5. What are some other examples of implications, or future results? Be sure to use the word *implication* in your response. [Ask two or three students to use the target word in a sentence. If necessary, guide and/or rephrase students’ responses to make complete sentences: “An implication of \_\_\_\_\_ is . . .”]
6. What part of speech is the word *implication*?
  - » noun

[Use a *Questions and Answers* activity for follow-up.] I am going to ask a question, beginning with “What is an implication of \_\_\_\_\_?” You will respond with a sentence, beginning with “An implication of \_\_\_\_\_ is . . .” Remember, an implication is a possible effect or result that may take place in the future.

1. I did not do my homework, so I might have to stay in from recess. What is an implication of not doing my homework?
  - » An implication of not doing my homework is I may have to stay in from recess.
2. My mother said she might not make macaroni and cheese for dinner if we drink all the milk. What is an implication of drinking all the milk?
  - » An implication of drinking all the milk is we may not have macaroni and cheese for dinner.
3. Sometimes when I stay up late on weekends, I cannot wake up on time on Monday. What is an implication of staying up late on weekends?
  - » An implication of staying up late on weekends is I may not wake up on time on Monday.
4. My coach told us if we did not practice enough, we may not win the game. What is an implication of not practicing enough?
  - » An implication of not practicing enough is we may not win the game.

## WRITING

45 minutes

### Perform Vignette and Plan a Body Paragraph

#### Review Vignette and Graphic Organizer

10 minutes

- Remind students they are drafting an essay about the causes and effects leading up to the American Revolution. Remind them that the content for each of the three body paragraphs will come directly from Chapters 2 and 3 of *The Road to Independence*.
- Briefly remind students of the vignettes, or short scenes, performed during the last writing lesson, which corresponded to content from Chapter 2 of the Reader—the repeal of the Stamp Act through the Boston Tea Party.
- Tell students they will enact another vignette today, corresponding to the events from Chapter 3 of the Reader, in preparation for writing their second body paragraph.

#### Enact Vignette and Plan a Paragraph

30 minutes

- Have students turn to Activity Page 7.2. Review the scenes and characters for Vignette II.
- Have students read the scenes silently.
- Assign roles for the vignette.
- Enact the vignette.

### Materials

- Activity Pages 7.2, 7.3
- Answer Key for Activity Page 7.3



- Have students turn to Activity Page 7.3. Using the Answer Key at the back of this Teacher Guide, complete the graphic organizer together.
- Review directions for the writing prompt on Activity Page 7.3. Have students respond to the prompt.

### *Wrap Up*

5 minutes

- Have students share their responses to the writing prompt.

### Materials

- Activity Page PP.1

### Note

This is a good opportunity to use the Tens scoring system to gather formative assessment data. Information about the Tens scoring system appears in the Yearlong Teacher Resources on the Grade Four Ancillary Materials page on the website: <https://www.coreknowledge.org/free-resource/ckla-ancillary-materials-fourth-grade/yearlong-teacher-resources/>.

## MID-UNIT CONTENT ASSESSMENT

You may wish to pause one day before proceeding to Lesson 8 so you can assess students' comprehension of the domain content presented in the Reader thus far. During your next ELA period, administer the Mid-Unit Content Assessment (Activity Page PP.1), which will take approximately 30–45 minutes for students to complete. You may choose to collect the assessments so a grade can be assigned and/or you may review the answers with students after they complete the assessment. You may use the remainder of the period for remediation and/or enrichment, including having students reread Reader chapters or read Fluency Supplement selections.

# Lesson 8

## Unit 6: American Revolution

### CORE CONTENT OBJECTIVES

Students will:

- ✓ Identify a timeline for the events at Trenton, Valley Forge, and Saratoga
- ✓ Explain that the Continental Army faced many challenges and defeats in the years following the Declaration of Independence
- ✓ Describe the concerns George Washington expressed in a letter to the Continental Congress in December 1777 to request more military support

LESSON AT A GLANCE	TIME	MATERIALS
<b>Reading</b> Read-Aloud: Chapter 5 "It's War!" Word Work: <i>Morale</i>	40 min. 5 min.	<i>The Road to Independence</i> ; Activity Pages 6.2, 8.1; Timeline II
<b>Writing</b> Perform Vignette and Plan a Body Paragraph	45 min.	Activity Pages 8.2, 8.3; Answer Key for Activity Page 8.3

### Primary Focus of Lessons

**Reading:** By the end of this lesson, students will be able to discuss strategies Washington's troops used to outsmart the British and the physical challenges they faced during the brutal winter at Valley Forge.

**Writing:** By the end of this lesson, students will be able to write a reflective prompt to serve as notes for their third body paragraph.

### ADVANCE PREPARATION

#### Reading

- Write the purpose for reading on the board/chart paper. Alternatively, you may access a digital version of this and The Big Question in the digital components for this unit.

Read to learn the challenges the Continental Army faced in its battle against the British army and Mother Nature.

- You may wish to prepare to display the digital version of Timeline II found in the digital components for this unit.

### Writing

- Read through Vignette III on Activity Page 8.2 and decide how you will assign roles to students. You will need one student to be the narrator, two students to play members of Parliament, one student to play King George III, one student to play Samuel Adams, and one student to play John Hancock.

### Materials

- *The Road to Independence*
- Activity Pages 6.2, 8.1
- Timeline II

## READING

45 minutes

### Read-Aloud: Chapter 5 “It’s War!”

40 minutes

#### Introduce the Chapter

5 minutes

- Tell students you will read aloud Chapter 5, “It’s War!” They should follow along in their Reader as you read.
- Have students turn to the table of contents, locate the chapter, and then turn to the first page of the chapter.
- Have students refer to the maps of the colonies on page 92 as they read the chapter.
- Preview the core vocabulary words before reading the chapter.
- Begin by telling students the first vocabulary word they will encounter in this chapter is *fronts*.
- Have them find the word on page 40 of the Reader. Explain that each vocabulary word is bolded the first time it appears in the chapter.
- Explain that the glossary contains definitions of all the vocabulary words in this Reader. Have students refer to the glossary at the back of the Reader, locate *front*, and then have a student read the definition.
- Explain the following:
  - The part of speech follows each word in an abbreviated format as follows: noun–*n.*; verb–*v.*; adjective–*adj.*; adverb–*adv.*
  - Alternate forms of the word appearing in the chapter may follow the definition. They may be a different part of speech than the original word.
- Have students reference Activity Page 8.1 while you read each vocabulary word and its meaning noting that:
  - The page number (for the first occurrence of the word in the chapter) appears in bold print after the definition.
  - Words are listed in the order in which they appear in the chapter.

1. **front, n.** the place where fighting happens in a war (**fronts**) (40)
2. **strategic, adj.** carefully planned to achieve a specific goal, such as winning a battle or finishing a project (42)
3. **confront, v.** to challenge or fight against (42)
4. **surrender, v.** to give up, quit (43)
5. **morale, n.** confidence, level of enthusiasm one feels (43)
6. **tactics, n.** ways used to achieve a goal (44)
7. **bleak, adj.** depressing, grim, bad (47)

#### Vocabulary Chart for Chapter 5 “It’s War!”

Vocabulary Type	Tier 3 Domain-Specific Words	Tier 2 General Academic Words
Core Vocabulary	front tactics	strategic confront surrender morale bleak
Spanish Cognates for Core Vocabulary	tácticas	confrontar moral
Multiple-Meaning Core Vocabulary Words	front	
Sayings and Phrases	a force to be reckoned with march or fight in formation failed to keep [New York City] out of [British] hands round-the-clock took [the Hessians] completely by surprise a string of defeats close in on scaled back Mother Nature the tide turning in their favor fit for combat/unfit for duty	

- Read the purpose for reading from the board/chart paper:

Read to learn the challenges the Continental Army faced in its battle against the British army and Mother Nature.

**Support** Discuss the meaning of the name *Mother Nature*; ask students for a synonym. (*weather*)

- Have one student read The Big Question at the beginning of the chapter. Ensure students understand the meaning of The Big Question before reading the chapter.

At the beginning of the war between the British and the colonists, who seemed most likely to win the war, and why?

*Read "It's War!"*

**30 minutes**

Read the chapter aloud, as students follow along in their Readers. As you read, stop to read and discuss the corresponding guided reading supports. Guided reading supports in brackets are directional and not intended to be read aloud. All other phrases and sentences are intended to be read aloud verbatim. Whenever asking a guided reading support question, explicitly encourage students to refer to the text and reread prior to offering an answer.



**A** [Read pages 40 and 41 aloud.]

**B** *Literal* Why were the British confident they could defeat the colonists at the beginning of the war?

- » The British had more soldiers, cannons, and ships, and they had much more experience.

**Support** Armies of trained soldiers *march or fight in formation*. That phrase means that they arrange themselves in lines or a particular order and learn to march forward together to fight their enemies in an orderly way.

**Support** Who fought in the Continental Army?

- » The Continental Army was made up of farmers and shopkeepers, among others.

**C** *Literal* Military leaders usually have a strategy for how to defeat the enemy. What was the British army's strategy?

- » They planned to divide the colonies in half and fight them on two fronts.

**Support** What is a front?

- » the place where fighting happens in a war


## Chapter 5

# It's War! **A**


### THE BIG QUESTION

At the beginning of the war between the British and the colonists, who seemed most likely to win the war, and why?

At the beginning of the war, the British were confident that they could defeat the colonists. The Continental Army, at least at first, was not exactly a force to be reckoned with. It was made up of farmers and shopkeepers. These soldiers knew how to shoot, but they didn't know how to march or fight in formation. They had almost no cannons and very few fighting ships. On the other hand, the British army and navy were among the largest and best trained in the world. The British had more soldiers, more cannons, and more ships, and they had much more experience. Besides that, the British had a plan that they thought would help them win the war: divide the colonies in half and fight them on two **fronts**. **B C**







The commander of each regiment in the Continental Army read the Declaration of Independence to his troops.

41

**A** [Read pages 42 and 43 aloud.]

**B** *Literal* Why did the British focus on New York City?

» New York was strategically important because of its port.

**A**

### Crossing the Delaware

Having retreated from Boston, the British turned their attention to New York City. They recognized the **strategic** importance of this port city. If their plan to gain control was to succeed, they needed to capture it. However, George Washington was equally aware of the importance of having control of New York City. He marched his troops there to **confront** the British army. **B**

In the summer of 1776, the British and Continental armies engaged in a battle on Long Island and Manhattan Island. George Washington and his men failed to keep New York City out of British hands. By November 1776, having lost New York City, George Washington retreated along the Hudson River and then into New Jersey. Washington knew his army was simply not as strong as the British army. If he tried to challenge the British in a major battle, he knew he would lose. He would have to look for opportunities to attack when his enemies were not expecting it.

On December 25, 1776, that is exactly what Washington did. It was Christmas night, and the Hessian troops who were camped in Trenton,

Emanuel Leutze's painting depicts the historic moment when General George Washington led Continental soldiers across the Delaware River to surprise Hessian troops who were hired to fight for the British.





New Jersey, had been on round-the-clock alert for over a week. They were exhausted. Finally, they had been allowed to sleep. Because they were not expecting an attack on Christmas night, many were unarmed.

Washington crossed the Delaware River from Pennsylvania and took the Hessians completely by surprise. More **C**an 1,000 of them were forced to **surrender** in the sneak attack.

The victory at Trenton was extremely good for the **morale** of Washington's troops, but it was followed by a string of defeats. Washington and his men were defeated at the Battle of Brandywine in September 1777 and again at the Battle of Germantown in October. At Germantown, some of the soldiers in the Continental Army became confused and fired on their own troops. Because of these defeats, the British were able to capture Philadelphia. The Continental Congress was forced to break up and relocate to another city.

Farther north, a British army marched down from Canada, recaptured Fort Ticonderoga, and began to close in on the Continental Army fighting in this area. The Continental Army was in trouble. It w **D**me to retreat and regroup—but the British were right behind them.



**C** *Literal* Recall how Washington and his army surprised the Hessians in Trenton.

» They attacked them on Christmas night when the Hessian troops were sleeping.

**Support** The Hessians were soldiers who were paid to help the British fight the colonists.

**D** *Evaluative* Look at the image “Washington Crossing the Delaware” on pages 42 and 43. What does Washington’s posture and placement in the boat tell you about his position in the army?

» Answers may vary, but may include that Washington is important because he does not have to row the boat; he is standing with one foot resting on the boat’s edge looking across the river. This suggests he is thinking deeply and searching for shore; he is the tallest figure in the image and is close to the middle, suggesting that he is important. An artist would say Washington is the focal point of the painting because the eye is drawn to him first.

**Challenge** This image shows Washington staring across the river during an important moment in the Revolutionary War. The image suggests that he has great vision. When someone has great vision, it means he/she can see the consequences or potential in a situation. How might Washington be described as having great vision?

» Washington was able to see beyond individual battles and realize that his army may lose sometimes, or even frequently, but that it could still win the war. He used creative techniques and also paid attention to morale, or how his troops felt.

**Support** Why do you think Washington is not rowing the boat?

» He was the leader of the army and too important to row the boat.

Word(s)	CK Code
Tadeusz Kościuszko	/to*dae*oes/ /kos*choos*koe/

**A** [Read page 44 aloud.]

**B** *Inferential* Why was the Battle of Saratoga important?

» It was the first major victory for the Continental Army. The British could not break through the defenses the colonists built, so the Continental Army's military strategies were successful.

**Support** Armies usually fought during warmer months and scaled back fighting during the winter.

**A**

### Outsmarting the Enemy

The Continental Army also needed a plan. Fortunately, a man named Tadeusz Kościuszko had one. Kościuszko was a Polish engineer who had joined the colonists in their fight for independence. Kościuszko shared certain strategies that the Continental Army might use to slow down the British army.

At Kościuszko's suggestion, the Continental soldiers cut down trees and let them fall across roads as they retreated. They destroyed bridges, and they built dams so rivers would overflow onto the roads.

These **tactics** gave the soldiers time to set up defenses near Saratoga, New York. Kościuszko played an important role in that, too. He suggested the best defensive spots to build forts, thus preventing the British from continuing south to Albany. He also taught the Continental soldiers how to build strong defensive walls.

In September 1777, the British attacked the forts near Saratoga. Despite repeated efforts, they were not able to break through the Continental Army defenses. On October 17, the British general surrendered. More than 6,000 British soldiers handed over their weapons. The Battle of Saratoga was the first big victory for the Continental Army. **B**

In December 1777, Washington and his tired men limped into the Pennsylvania town of Valley Forge. Washington had decided that his army would spend the winter there. In those days, armies scaled back fighting during the winter. That winter, Washington's army had to face another enemy—Mother Nature.

Mother Nature was not kind to the Continental Army during the winter of 1777 to 1778. It was a bitterly cold winter, and the soldiers were not prepared for it. Most of them did not have winter coats. Many did not even have shoes. Their injured feet left bloody footprints in the snow.

44

C



Washington riding through the camp at Valley Forge

45

**C** *Evaluative* Using evidence from the image on page 45, what details support the idea that the soldiers were miserable that winter?

- » Answers may vary, but may include that the soldiers are outside. They are wearing what looks like coats but they don't look very thick, and the ground is covered with snow. One soldier is warming himself by a fire; the sky looks gray and bleak, and nighttime must be coming because the clouds are turning colors as the sun sets.



**A** [Read pages 46 and 47 aloud.]

**B** *Inferential* Why is Mother Nature referred to as another enemy?

» The weather and conditions were dangerous and many men died from disease, frostbite, and hunger. During that winter, nature was more dangerous to Washington's troops than the British army.

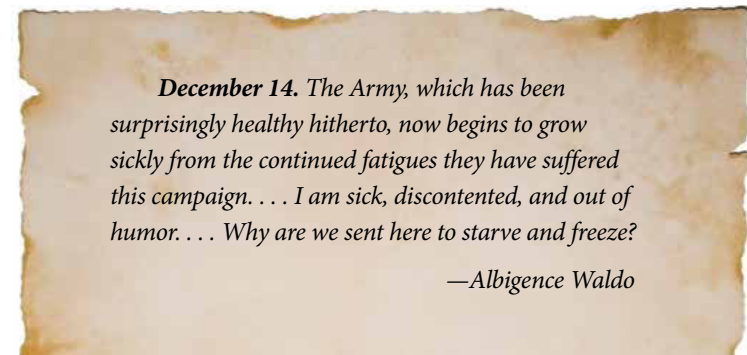
**A**

During December and January, the soldiers cut down trees and used them to build log cabins. These cabins provided some shelter from the cold, but they were crowded and damp.

There were other problems, too. The soldiers did not have enough to eat. They had to survive for many weeks on firecake, a tasteless mixture of flour and water baked over a fire. Occasionally, they might have a bowl of pepper pot soup, a thin broth made from beef and a handful of peppercorns.

Clean drinking water was also in short supply. Many soldiers drank dirty water and got sick. A few died of frostbite or starvation; many more died as a result of diseases. **B**

One army surgeon, Albigeance Waldo from Connecticut, kept a diary during his time in Valley Forge. Here is an excerpt from his diary:



George Washington was worried about the state of the army. On December 23, 1777, he wrote a letter to the Continental Congress explaining that many of his men were in such poor health that they were no longer fit for combat. The situation was so bad, Washington wrote that he was worried that his men might give up and go home:

46

*"I am now convinced, beyond a doubt that unless some great and capital change suddenly takes place . . . this Army must inevitably be reduced to one or other of these three things. Starve, dissolve, or disperse . . . [W]e have . . . no less than 2,898 men now in camp unfit for duty because they are bare foot and otherwise naked."*

—George Washington



As the New Year dawned in 1778, things looked **bleak** for George Washington and the Continental Army. However, the tide was beginning to turn in their favor.



Among Washington's men at Valley Forge was a young French nobleman named the Marquis de Lafayette. Lafayette was to have a prominent role in the Revolutionary War.

47

- C** *Literal* According to the text, Washington was worried about the health of his soldiers. What else worried him?
- » Washington was concerned that the soldiers would simply leave the army and go home.

## Note

Question 1 relates to The Big Question of the chapter.

### Discuss the Chapter and Wrap Up the Lesson

5 minutes

- Use the following questions to discuss the chapter.

1. *Literal* At the beginning of the war between the British and the colonists, who seemed most likely to win the war, and why?
  - » The British seemed most likely to win because they had a large, well-trained army. They had more supplies, weapons, and experience. The British also had a strategy: to divide and fight the colonists in more than one location.
2. *Inferential* When George Washington wrote to the Continental Congress in December 1777 describing the state of the army, what was morale like?
  - » low
3. *Literal* What evidence from the text leads you to that conclusion?
  - » The soldiers were cold, hungry, and sick; Washington wrote that many of the soldiers were unfit for combat, and he feared they might give up and go home.

- Have students turn to Activity Page 6.2. Use the following questions to guide students in adding these events to their timelines as you do so with the displayed timeline:

1. What date did General Washington's troops cross the Delaware River to surprise the Hessian troops in Trenton?
  - » December 25, 1776 (Crossing the Delaware/Surprise attack on Trenton)
2. What was the result of Tadeusz Kościuszko's advice in Saratoga in October 1777?
  - » Continental Army victory/British surrender at Saratoga
3. Following Saratoga, where did Washington's troops set up camp in December 1777?
  - » Valley Forge

## Word Work: *Morale*

5 minutes

1. In the chapter you read, “The victory at Trenton was extremely good for the morale of Washington’s troops, but it was followed by a string of defeats.”
2. Say the word *morale* with me.
3. *Morale* means confidence or level of enthusiasm one feels.
4. After losing the soccer game because their goalie was injured, the team’s morale was low.
5. What are some other reasons for high morale and low morale? Be sure to use the word *morale* in your response. [Ask two or three students to use the target word in a sentence. If necessary, guide and/or rephrase students’ responses to make complete sentences: “\_\_\_\_\_ might lead to high morale.” or “\_\_\_\_\_ might lead to low morale.”]
6. What part of speech is the word *morale*?  
» noun

[Use a *Making Choices* activity for follow-up.] I will read a statement about something that produces either high morale or low morale. After I read the statement, you will say, “That would lead to high morale,” or “That would lead to low morale.”

1. Washington’s troops had very little food during the freezing winter.  
» That would lead to low morale.
2. The coach announced that the team had earned a spot in the state championship.  
» That would lead to high morale.
3. After watching a video thanking them for their service, the soldiers felt good about the job they were doing.  
» That would lead to high morale.
4. The company president announced that workers would be fired the following week.  
» That would lead to low morale.
5. After the play, the actors knew they had performed their best.  
» That would lead to high morale.

## Materials

- Activity Pages 8.2, 8.3
- Answer Key for Activity Page 8.3

## WRITING

45 minutes

### Perform Vignette and Plan a Body Paragraph

#### *Review Vignette and Graphic Organizer*

10 minutes

- Remind students they will write an essay about the causes and effects leading up to the American Revolution. Remind them that the content for each of the three body paragraphs will come directly from Chapters 2 and 3 of *The Road to Independence*.
- Briefly remind students of the vignettes, or short scenes, performed during the last writing lesson, which corresponded to content from Chapter 3 of the Reader—the passing of the Intolerable Acts, the meeting of the First Continental Congress, and debate by representatives of Virginia about how to proceed.
- Tell students they will enact another vignette today, corresponding to more events from Chapter 3 of the Reader, in preparation for writing their third body paragraph.

#### *Enact Vignette and Plan a Body Paragraph*

30 minutes

- Have students turn to Activity Page 8.2. Review the scenes and characters for Vignette III.
- Have students read the scenes silently.
- Assign roles for the vignette.
- Enact the vignette.
- Have students turn to Activity Page 8.3. Using the Answer Key at the back of this Teacher Guide, complete the graphic organizer together.
- Review directions for the writing prompt on Activity Page 8.3. Have students respond to the writing prompt.

#### *Wrap Up*

5 minutes

- Have students share their responses to the writing prompt.



# Lesson 9

## Unit 6: American Revolution

### CORE CONTENT OBJECTIVES

Students will:

- ✓ Identify a timeline for the events at Trenton, Valley Forge, and Saratoga
- ✓ Explain that the Continental Army faced many challenges and defeats in the years following the Declaration of Independence
- ✓ Describe the concerns George Washington expressed in a letter to the Continental Congress in December 1777 to request more military support

LESSON AT A GLANCE	TIME	MATERIALS
<b>Reading</b> Close Reading: Chapter 5 "It's War!" Word Work: Confront	40 min. 5 min.	<i>The Road to Independence</i>
<b>Grammar</b> Introduce Pronoun-Action Verb Agreement	15 min.	Pronoun-Action Verb Agreement Poster; Pronoun-Action Verb Agreement Chart; Activity Page 9.1
<b>Morphology</b> Practice Prefixes <i>im-</i> and <i>in-</i>	15 min.	Activity Page 9.2
<b>Spelling</b> Practice Spelling Words	15 min.	Activity Pages 9.3, SR.1
<b>Take-Home Material</b> Grammar	*	Activity Page 9.1

### Primary Focus of Lessons

**Reading:** By the end of this lesson, students will be able to discuss strategies Washington's troops used to outsmart the British and the physical challenges they faced during the brutal winter at Valley Forge.

**Grammar:** By the end of this lesson, students will be able to make a pronoun and action verb agree in the present tense.

**Morphology:** By the end of this lesson, students will have gained additional practice distinguishing between root words and words with the prefix *im-* or *in-* and use those words correctly in sentences.

**Spelling:** By the end of this lesson, students will have gained additional practice spelling targeted words.

### ADVANCE PREPARATION

#### Reading

- Write the purpose for reading on the board/chart paper. Alternatively, you may access a digital version of this and The Big Question in the digital components for this unit.

Read closely to analyze the author’s language for a better understanding of how Washington’s troops confronted the British and Mother Nature.

#### Grammar

- Prepare and display the following Pronoun-Action Verb Agreement Poster on the board/chart paper. Alternatively, you may access a digital version in the digital components for this unit.

Pronoun	Agreement in the Present Tense	Example
it, he, she	verbs ending in ‘s,’ ‘sh,’ ‘ch,’ ‘x,’ and ‘z,’ add <b>-es</b>	It <b>catches</b> on fire.
	verbs ending with ‘y,’ change ‘y’ to ‘i’ and add <b>-es</b>	He <b>dries</b> the dishes.
	add <b>-s</b>	She <b>hums</b> a melody.
I, we, you, they	verb does not change	We <b>prepare</b> to go to school.

- Prepare and display the following Pronoun-Action Verb Agreement Chart on the board/chart paper. Alternatively, you may access a digital version in the digital components for this unit.

Pronoun Subject	Action Verb	Agreement
<b>Singular</b>	I	learn
	you	work
	he	march
	she	dry
	it	sail
<b>Plural</b>	we	wash
	you	talk
	they	fight

### Morphology

- Write the following words on the board/chart paper:

*im*– impossible, imperfect, impractical, impatient, impolite

*in*– incorrect, inconvenient, incomplete, incapable, inactive

## READING

45 minutes

### Close Reading: Chapter 5 “It’s War!”

40 minutes

#### Review the Chapter

10 minutes

- Use the following questions to review the chapter.
  - At the beginning of the war between the British and the colonists, recall who seemed most likely to win the war, and why.
    - » The British seemed most likely to win because they had a large, well-trained army. They had more supplies, weapons, and experience. The British also had a strategy: to divide and conquer.
  - When George Washington wrote to the Continental Congress in December 1777 describing the state of the army, what was morale like?
    - » Morale was low.
  - What evidence from the text leads you to that conclusion?
    - » The soldiers were cold, hungry, and sick; Washington wrote that many of the soldiers were unfit for combat, and he feared they might give up and go home.
- Tell students that they will reread Chapter 5, “It’s War!”
- Have students turn to the table of contents, locate the chapter, and then turn to the first page of the chapter.
- Read the purpose for reading from the board/chart paper:

Read closely to analyze the author’s language for a better understanding of how Washington’s troops confronted the British and Mother Nature.

### Materials

- *The Road to Independence*

- Have one student read The Big Question at the beginning of the chapter. Ensure students understand the meaning of The Big Question before reading the chapter.

At the beginning of the war between the British and the colonists, who seemed most likely to win the war, and why?

### *Close Reading*

There are many ways for students to respond to the questions. Vary how you elicit students' responses to promote student engagement. For example:

- Have students work in pairs. Following each question, direct students to consult with their partner about the correct response before one student responds.
- Have students work in small groups of three or four students. Following each question, direct students to consult with others in their group about the correct response before one student responds.
- Following a question, have all students provide a written response before one student responds orally.

### **Note**

Close reading lessons present excellent opportunities to ensure that English learners and other students who need additional support fully comprehend a reading selection.

***Read "It's War!"***

**25 minutes**

Read the chapter of the title as a class, "It's War!" As you read portions of the chapter, pause to explain or clarify the text at each point indicated.



**A** [Have students read page 40 silently.]

**B** *VOC Inferential* The second sentence reads, “The Continental Army, at least at first, was not exactly a force to be reckoned with.” What does the phrase *a force to be reckoned with* mean? What does this phrase suggest about the Continental Army?

» *A force to be reckoned with* means someone or something is intimidating or powerful and would be difficult to defeat. Here, the author means that the Continental Army was not very threatening.

**C** *COMP Inferential* What can be inferred from the statement that the Continental Army was made up of “farmers and shopkeepers”?

» The Continental Army was less prepared than the British army. Farmers and shopkeepers were not professionally trained to be in the military, unlike many of the British soldiers and mercenaries, who had full-time military careers.

**D** *SYN Inferential* Which phrase is an example of foreshadowing? In other words, which phrase suggests that, although the Continental Army was not intimidating at the beginning of the war, things would change?

» The phrase *at least at first* indicates that the Continental Army would get stronger as the war progressed.

## Chapter 5


# It's War! **A**

### THE BIG QUESTION


At the beginning of the war between the British and the colonists, who seemed most likely to win the war, and why?

At the beginning of the war, the British were confident that they could defeat the colonists. The Continental Army, at least at first, was not exactly a force to be reckoned with. It was made up of farmers and shopkeepers. These soldiers knew how to shoot, but they didn't know how to march or fight in formation. They had almost no cannons and very few fighting ships. On the other hand, the British army and navy were among the largest and best trained in the world. The British had more soldiers, more cannons, and more ships, and they had much more experience. Besides that, the British had a plan that they thought would help them win the war: divide the colonies in half and fight them on two **fronts**.

**B**  
**C**  
**D**







The commander of each regiment in the Continental Army read the Declaration of Independence to his troops.

41

**A** [Have students read page 42 and the first sentences on the top of page 43 silently.]

**B** *COMP Inferential* Who won the battle on Long Island? Use evidence from the text to support your answer.

» The British won the battle. We know this because the text says Washington “failed to keep New York City out of British hands” and that he “retreated.”

**C** *SYN Inferential* The topic sentence in the third paragraph on page 42 says, “that is exactly what Washington did.” What did Washington do?

» He attacked when the British were not expecting it.

**A**

### Crossing the Delaware

Having retreated from Boston, the British turned their attention to New York City. They recognized the **strategic** importance of this port city. If their plan to gain control was to succeed, they needed to capture it. However, George Washington was equally aware of the importance of having control of New York City. He marched his troops there to **confront** the British army.

**B** In the summer of 1776, the British and Continental armies engaged in a battle on Long Island and Manhattan Island. George Washington and his men failed to keep New York City out of British hands. By November 1776, having lost New York City, George Washington retreated along the Hudson River and then into New Jersey. Washington knew his army was simply not as strong as the British army. If he tried to challenge the British in a major battle, he knew he would lose. He would have to look for opportunities to attack when his enemies were not expecting it.

On December 25, 1776, that is exactly what Washington did. It was Christmas night, and the Hessian troops who were camped in Trenton, **C**



Emanuel Leutze's painting depicts the historic moment when General George Washington led Continental soldiers across the Delaware River to surprise Hessian troops who were hired to fight for the British.



New Jersey, had been on round-the-clock alert for over a week. They were exhausted. Finally, they had been allowed to sleep. Because they were not expecting an attack on Christmas night, many were unarmed.

Washington crossed the Delaware River from Pennsylvania and took the Hessians completely by surprise. More than 1,000 of them were forced to **surrender** in the sneak attack.

The victory at Trenton was extremely good for the **morale** of Washington's troops, but it was followed by a string of defeats. Washington and his men were defeated at the Battle of Brandywine in September 1777 and again at the Battle of Germantown in October. At Germantown, some of the soldiers in the Continental Army became confused and fired on their own troops. Because of these defeats, the British were able to capture Philadelphia. The Continental Congress was forced to break up and relocate to another city.

Farther north, a British army marched down from Canada, recaptured Fort Ticonderoga, and began to close in on the Continental Army fighting in this area. The Continental Army was in trouble. It was time to retreat and regroup—but the British were right behind them.



Word(s)	CK Code
Tadeusz Kościuszko	/to*dae*oes/ /kos*choos*koe/

**A** [Have students read page 44 silently.]

**B** *LIT Inferential* In the first sentence of the fifth paragraph, what does the word *limped* imply about the condition the soldiers were in when they arrived at Valley Forge?

» The verb *limped* conveys the fact that the soldiers are exhausted and possibly injured from the difficult fight at the Battle of Saratoga.

**Challenge** What are some synonyms, or words that have the same meaning, for *limped* that convey the feelings and physical state of the soldiers?

» Answers may vary, but may include *dragged themselves, hobbled, stumbled, lurched, or staggered*.

**C** *LIT Evaluative* Personification is a literary device whereby the author assigns human characteristics to something nonhuman. Locate an example of personification in the last paragraph and explain how it is an example of personification.

» *Mother Nature was not kind to the Continental Army during the winter of 1777 to 1778* is an example of personification because it describes nature (which is nonhuman) as a mother and as being unkind to the army (when only humans can be kind or unkind to others).

**D** *LIT Evaluative* Instead of, “Their feet hurt,” the Reader states, “Their injured feet left bloody footprints in the snow.” Which sentence is more effective and why?

» The second sentence is more effective because the author uses imagery to paint a vivid picture of the soldiers’ suffering. The phrase *bloody footprints in the snow* shows that the soldiers were in pain and bleeding. It also contrasts their suffering with the clean, white snow.

**A**

## Outsmarting the Enemy

The Continental Army also needed a plan. Fortunately, a man named Tadeusz Kościuszko had one. Kościuszko was a Polish engineer who had joined the colonists in their fight for independence. Kościuszko shared certain strategies that the Continental Army might use to slow down the British army.

At Kościuszko’s suggestion, the Continental soldiers cut down trees and let them fall across roads as they retreated. They destroyed bridges, and they built dams so rivers would overflow onto the roads.

These **tactics** gave the soldiers time to set up defenses near Saratoga, New York. Kościuszko played an important role in that, too. He suggested the best defensive spots to build forts, thus preventing the British from continuing south to Albany. He also taught the Continental soldiers how to build strong defensive walls.

In September 1777, the British attacked the forts near Saratoga. Despite repeated efforts, they were not able to break through the Continental Army defenses. On October 17, the British general surrendered. More than 6,000 British soldiers handed over their weapons. The Battle of Saratoga was the first big victory for the Continental Army.


In December 1777, Washington and his tired men limped into the Pennsylvania town of Valley Forge. Washington had decided that his army would spend the winter there. In those days, armies scaled back fighting during the winter. That winter, Washington’s army had to face another enemy—Mother Nature. **B**

Mother Nature was not kind to the Continental Army during the winter of 1777 to 1778. It was a bitterly cold winter, and the soldiers were not prepared for it. Most of them did not have winter coats. Many did not even have shoes. Their injured feet left bloody footprints in the snow. **C**  
**D**



Washington riding through the camp at Valley Forge

45



**A** [Have students read the last paragraph on page 46 and the excerpt from Washington’s letter on page 47 silently.]

**B** *VOC Inferential* What does the word *state* mean in this sentence: *Washington was worried about the state of the army.*

» condition, shape, situation

*VOC Literal* What words or phrases provide clues about the meaning of *state*?

» *poor health; no longer fit for combat; situation was so bad*

**C** *VOC Inferential* The text reads “[Washington] wrote a letter to the Continental Congress explaining that many of his men were in such poor health that they were no longer fit for combat.” Restate this sentence in your own words.

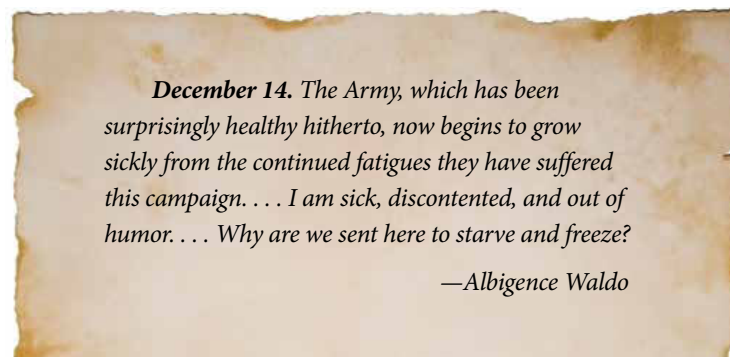
» He wrote a letter to the Continental Congress to tell them that his soldiers were so sick they could not/would not be able to fight the British.

During December and January, the soldiers cut down trees and used them to build log cabins. These cabins provided some shelter from the cold, but they were crowded and damp.

There were other problems, too. The soldiers did not have enough to eat. They had to survive for many weeks on firecake, a tasteless mixture of flour and water baked over a fire. Occasionally, they might have a bowl of pepper pot soup, a thin broth made from beef and a handful of peppercorns.

Clean drinking water was also in short supply. Many soldiers drank dirty water and got sick. A few died of frostbite or starvation; many more died as a result of diseases.

One army surgeon, Albigence Waldo from Connecticut, kept a diary during his time in Valley Forge. Here is an excerpt from his diary:



**A** George Washington was worried about the state of the army. **B** On December 23, 1777, he wrote a letter to the Continental Congress explaining that many of his men were in such poor health that they were no longer fit for combat. The situation was so bad, Washington **C** wrote that he was worried that his men might give up and go home:



*"I am now convinced, beyond a doubt that unless some great and capital change suddenly takes place . . . this Army must inevitably be reduced to one or other of these three things. Starve, dissolve, or disperse . . . [W]e have . . . no less than 2,898 men now in camp unfit for duty because they are bare foot and otherwise naked."*

—George Washington

**D**

As the New Year dawned in 1778, things looked **bleak** for George Washington and the Continental Army. However, the tide was beginning to turn in their favor.



Among Washington's men at Valley Forge was a young French nobleman named the Marquis de Lafayette. Lafayette was to have a prominent role in the Revolutionary War.

47

**D Support** [Point out that there are several places where ellipses are used to indicate that parts of the original text have been omitted in the quoted excerpt of George Washington's letter to the Continental Congress.]

## Note

Question 1 relates to The Big Question of the chapter.

### Discuss the Chapter and Wrap Up the Lesson

5 minutes

- Use the following question to discuss the chapter.

1. *Evaluative Think Pair Share* At the beginning of the war, it seemed the British were most likely to win the war. However, the end of this chapter suggests the British might not win the war after all. What words or phrases in the text suggest the British might not win the war?
  - » The last sentence of the chapter says, “However, the tide was beginning to turn in their favor.” In this sentence *their* refers to the Continental Army. This means changes were going to occur that would favor, or benefit, the Continental Army.

### Word Work: Confront

5 minutes

1. In the chapter you read, “[George Washington] marched his troops there to confront the British army.”
2. Say the word *confront* with me.
3. *Confront* means to challenge or fight against.
4. When I discovered that my brother had been hiding my blocks, I decided to confront him and ask where he hid them.
5. What are some other examples of *confront*? Be sure to use the word *confront* in your response. [Ask two or three students to use the target word in a sentence. If necessary, guide and/or rephrase students’ responses to make complete sentences: “When I heard about \_\_\_\_\_, I decided to confront \_\_\_\_\_.”]
6. What part of speech is the word *confront*?
  - » verb

[Use a *Discussion* activity for follow-up.] Talk with your partner about a time when you or someone you know confronted someone about an idea, misunderstanding, or problem. Be sure to use the word *confront* in complete sentences as you discuss this with your partner.

**Introduce Pronoun-Action Verb Agreement**

- Tell students that in this lesson they will learn about pronoun-action verb agreement.
- Ask students what a pronoun is. (A pronoun is a word that can be used in place of a noun. Pronouns include: *I, you, he, she, it, we, and they.*)
- Refer to the Pronoun-Action Verb Agreement Poster you prepared in advance. Explain that the examples given in the poster are in the present tense (i.e., the action is happening in the present, or now).
- Point out the following:
  - If the subject is the pronoun *it, he, or she* and the action verb ends in ‘s’, ‘sh’, ‘ch’, ‘x’, or ‘z’ (*catch*), add *-es* to the verb (*catches*).
  - If the subject is the pronoun *it, he, or she* and the action verb ends with ‘y’ (*dry*), change the ‘y’ to an ‘i’ and add *-es* (*dries*).
  - Otherwise, if the subject is the pronoun *it, he, or she*, add *-s* to the verb (*hums*).
  - If the subject is the pronoun *I, we, you, or they*, it is not necessary to change the verb (*prepare*).
- Direct students’ attention to the Pronoun-Action Verb Agreement Chart you prepared in advance. Tell students you will complete the chart as a class. Reference the Pronoun-Action Verb Agreement Poster as necessary. Combine pronouns with action verbs and write full phrases in the “Agreement” column of the chart.

		<b>Action Verb</b>	<b>Agreement</b>
<b>Singular</b>	I	learn	I learn
	you	work	you work
	he	march	he marches
	she	dry	she dries
	it	sail	it sails
<b>Plural</b>	we	wash	we wash
	you	talk	you talk
	they	fight	they fight

- Next, have students help you orally extend the first example from the chart, *I learn*, into an expanded sentence.
  - Answers may vary, but should reflect the correct use of *I learn*, and should be a complete sentence. For example, *I learn about why the colonists wanted to be free from British rule.*

**Materials**

- Pronoun-Action Verb Agreement Poster
- Pronoun-Action Verb Agreement Chart
- Activity Page 9.1

- Have students create an expanded complete sentence using two or three more examples from the chart.
- Have students turn to Activity Page 9.1. Review the directions and completed examples in both sections of the activity page. Direct students to complete the next item in the chart, and to write an expanded sentence for it. Circulate around the room to be certain that students understand the directions. Have students complete the remainder of the activity page for homework.

## MORPHOLOGY

15 minutes

### Practice Prefixes *im-* and *in-*

- Refer to the Prefixes Poster you displayed in the classroom and read the definition of a prefix.
- Briefly review the prefixes *im-* and *in-* that you added to the poster in Lesson 6. Remind students the prefixes *im-* and *in-* both mean “not.”
- Remind students the prefixes *im-* and *in-* are added to root words that are adjectives. The prefixes *im-* and *in-* do not change the part of speech of the new words; the new words are also adjectives.
- Remind students that the prefix *im-* is added to the beginning of words that begin with the letters ‘m’, ‘b’, and ‘p’. (These letters usually stand for the sounds /m/, /b/, and /p/, which are made using the lips.) The prefix *in-* is added to the beginning of words that begin with most other letters.
- Refer to the word lists you prepared in advance.

*im-* impossible, imperfect, impractical, impatient, impolite

*in-* incorrect, inconvenient, incomplete, incapable, inactive

- Have one student read the *im-* words aloud: *impossible*, *imperfect*, *impractical*, *impatient*, *impolite*. Have another student read the *in-* words aloud: *incorrect*, *inconvenient*, *incomplete*, *incapable*, *inactive*.
- Tell students you will read some sentences aloud, but will leave a word out. Students must decide which word from the list best completes the sentence.
- Read the following sentences aloud and have students identify the missing word for each:
  - It was \_\_\_\_\_ to go home before soccer practice because we were already near the practice field. (*inconvenient* or *impractical*)

### Materials

- Activity Page 9.2

- My cousin had to put his cell phone away because my grandmother said it is \_\_\_\_\_ to text at the table. (*impolite*)
- We had to go to the store on the other side of town to get what we needed even though it was \_\_\_\_\_. (*inconvenient*)
- When I have to wait too long for my turn at the water fountain I get \_\_\_\_\_.  
(*impatient*)
- Have students turn to Activity Page 9.2. Briefly review the directions and complete the first sentence as a group. Then if time permits, have students complete the remainder independently.
- Collect Activity Page 9.2 to review and grade at a later time.

## SPELLING

15 minutes

### Practice Spelling Words

- Tell students they will practice writing the spelling words for the week.
- Have students turn to Activity Page 9.3. Explain that they will work with a partner to create sentences for each of the spelling words. Remind students they can reference the Individual Code Chart to help them spell words.
- Collect Activity Page 9.3 to review and grade at a later time.
- Remind students they will complete their spelling assessment during the next lesson.

### Materials

- Activity Pages 9.3, SR.1

## TAKE-HOME MATERIAL

### Grammar

- Have students take home Activity Page 9.1 to complete for homework.

### Materials

- Activity Page 9.1



# Lesson 10

## Unit 6: American Revolution

### CORE CONTENT OBJECTIVES

Students will:

- ✓ Identify a timeline for the French Alliance, the Continental Army's departure from Valley Forge, the Battle of Yorktown, the British surrender, and the Treaty of Paris
- ✓ Explain that the Continental Army benefitted from the assistance of several individuals from different European countries during the war
- ✓ Explain that a German by the name of von Steuben trained the Continental Army at Valley Forge, helping them secure their first decisive victory against the British at the Battle of Yorktown three years later
- ✓ Explain that the alliance with France was pivotal in the colonists winning the war

LESSON AT A GLANCE	TIME	MATERIALS
<b>Spelling</b>		
Assessment	15 min.	Activity Page 10.1
<b>Reading</b>		
Whole Group: Chapter 6 "From Valley Forge to Yorktown"	40 min.	<i>The Road to Independence</i> ; Activity Pages 6.2, 10.2; Timeline II
Word Work: <i>Impress</i>	5 min.	
<b>Writing</b>		
Draft a Body Paragraph	30 min.	Activity Pages 5.3, SR.2; Sample Writing Prompt Response
<b>Take-Home Material</b>		
Reading; Writing	*	Activity Pages 5.3, 10.3; body paragraph draft

### Primary Focus of Lessons

**Spelling:** Students will be assessed on their knowledge of the correct spelling of the targeted words.

**Reading:** By the end of this lesson, students will be able to explain how the French helped the Continental Army win the war against Great Britain.

**Writing:** By the end of this lesson, students will be able to draft a paragraph for the body of their cause and effect essay.

## ADVANCE PREPARATION

### Spelling

- Erase or cover the list of spelling words prior to the assessment.

### Reading

- Write the purpose for reading on the board/chart paper. Alternatively, you may access a digital version of this and The Big Question in the digital components for this unit.

Read to learn how the situation began to improve for the Continental Army after the harsh winter at Valley Forge.

- You may wish to prepare to display the digital version of Timeline II found in the digital components for this unit.

### Writing

- Prepare and display the following Sample Writing Prompt Response. Alternatively, you may access a digital version in the digital components for the unit.

By 1773, the colonists had been living with unfair taxation for many years. The Stamp Act had been repealed, but the British government imposed new taxes on the colonists. When the British imposed a tax on tea, the colonists boycotted, refusing to buy British tea. Led by the Sons of Liberty, a group of patriots protested and tossed tea into Boston Harbor.

### Grammar

- Collect Activity Page 9.1 to review and grade as there is no grammar lesson today.

## SPELLING

15 minutes

### Assessment

- Have students turn to Activity Page 10.1 for the spelling assessment.
- Using the following list, read the words one at a time in the following manner: Say the word, use it in a sentence, and then repeat the word.
- Tell students that at the end you will review the list once more.
- Remind students to pronounce and spell each word syllable by syllable.

### Materials

Activity Page 10.1

### Note

This is a good opportunity to use the Tens scoring system to gather formative assessment data. Information about the Tens scoring system appears in the Yearlong Teacher Resources on the Grade Four Ancillary Materials page on the website: <https://www.coreknowledge.org/free-resource/ckla-ancillary-materials-fourth-grade/yearlong-teacher-resources/>

Spelling Word	Example Sentence
1. valiant	George Washington was a <u>valiant</u> leader during the French and Indian War.
2. militia	The colonial <u>militia</u> surprised the British by setting up cannons on Breed's Hill.
3. victory	The decisive <u>victory</u> of the American Revolution came in 1781 at Yorktown, Virginia.
4. declaration	Thomas Jefferson wrote a <u>declaration</u> of independence, explaining why the colonists wanted to break away from Great Britain.
5. incident	The <u>incident</u> known as the "Boston Massacre" led to more unrest in the colonies.
6. monarchy	Thomas Paine spoke out against the British <u>monarchy</u> , believing they had too much power.
7. representative	<u>Representatives</u> from all thirteen colonies met together in Philadelphia.
8. grievance	Members of the First Continental Congress drew up a list of <u>grievances</u> against King George III.
9. surrender	The British troops <u>surrendered</u> to the Continental Army at the Battle of Saratoga.
10. independence	The colonists were divided about whether to seek <u>independence</u> from Great Britain.

- After reading all of the words, review the list slowly, reading each word once more.
- Have students write the following sentence as dictated.

The colonies worked toward independence from the British monarchy.

- Repeat the sentence slowly several times, reminding students to check their work for appropriate capitalization and punctuation.
- Collect all spelling assessments to grade later. Use of the template provided at the end of this lesson is highly recommended to identify and analyze students' errors.

## READING

45 minutes

### Whole Group: Chapter 6 “From Valley Forge to Yorktown” 40 minutes

#### *Introduce the Chapter* 10 minutes

- Tell students they will read Chapter 6, “From Valley Forge to Yorktown.”
- Have students turn to the table of contents, locate the chapter, and then turn to the first page of the chapter. Have a student read the title aloud.
- Preview the core vocabulary words before reading the chapter.
- Begin by telling students the first vocabulary word they will encounter in this chapter is *impressed*.
- Have them find the word on page 48 of the Reader. Explain that each vocabulary word is bolded the first time it appears in the chapter.
- Explain that the glossary contains definitions of all the vocabulary words in this Reader. Have students refer to the glossary at the back of the Reader, locate *impress*, and then have a student read the definition.
- Explain the following:
  - The part of speech follows each word in an abbreviated format as follows: noun–*n.*; verb–*v.*; adjective–*adj.*; adverb–*adv.*
  - Alternate forms of the word appearing in the chapter may follow the definition. They may be a different part of speech than the original word.
- Have students reference Activity Page 10.2 while you read each word and its meaning noting that:
  - The page number (for the first occurrence of the word in the chapter) appears in bold print after the definition.
  - Words are listed in the order in which they appear in the chapter.

### Materials

- *The Road to Independence*
- Activity Pages 6.2, 10.2
- Timeline II

1. **impress, v.** to amaze; to cause others to feel admiration or interest (**impressed**) (48)
2. **bayonet, n.** a sharp piece of metal attached to the muzzle of a musket (**bayonets**) (49)
3. **model company, n.** a group of soldiers deserving to be copied or imitated by others (49)
4. **foraging, adj.** for the purpose of searching for something, usually food or supplies (49)
5. **recruit, v.** to search for people to join a group or organization (e.g., the army) (49)
6. **decisive, adj.** important; without any doubt (49)
7. **reinforce, v.** to make a group more effective by adding more people or supplies (**reinforced**) (51)
8. **convoy, n.** a group of ships traveling together for safety (51)
9. **fleet, n.** a group of military ships that sail under the same commander (51)

#### Vocabulary Chart for Chapter 6 “From Valley Forge to Yorktown”

Vocabulary Type	Tier 3 Domain-Specific Words	Tier 2 General Academic Words
Core Vocabulary	bayonet model company convoy fleet	impress foraging recruit decisive reinforce
Spanish Cognates for Core Vocabulary	bayoneta	impresionar decisivo
Multiple-Meaning Core Vocabulary Words		impress
Sayings and Phrases	what doesn't kill you makes you stronger foraging parties drive away a convoy go/went so far as to ground their arms	

- Read the purpose for reading from the board/chart paper:

Read to learn how the situation began to improve for the Continental Army after the harsh winter at Valley Forge.



- Have one student read The Big Question at the beginning of the chapter. Ensure students understand the meaning of The Big Question before reading the chapter.

What European country joined the Continental Army to fight the British, and how did their help influence the outcome of the war?

*Read "From Valley Forge to Yorktown"*

**25 minutes**

Guided reading supports in brackets are intended to guide you in facilitating discussion and should not be read verbatim to students. Guided reading supports not in brackets should be read aloud verbatim.

**A** [Have students read pages 48 and 49 silently.]

**B** *Literal* What European country joined the Continental Army to fight the British and why?

- » France joined the Continental Army to fight the British because it was a longtime enemy of Great Britain.

**Support** What prior conflict between France and Great Britain caused the British to go into debt and led Parliament to impose taxes on the colonies?

- » the French and Indian War

**C** *Inferential* How do you think the colonists felt about French involvement in the war and why?

- » Answers may vary, but may include that the colonists felt happy or excited about France's involvement because France had a strong, organized military whereas the colonists did not.

**A**

## Chapter 6

# From Valley Forge to Yorktown

### THE BIG QUESTION

What European country joined the Continental Army to fight the British, and how did their help influence the outcome of the war?

There is a saying, “what doesn’t kill you makes you stronger.” The winter of 1777 to 1778 was a difficult time for Washington and his men. Those who survived that winter in Valley Forge came to think they were strong enough to survive just about anything!

**B**

In February 1778, the French military entered the war to fight alongside the Continental Army. France was a longtime enemy of Great Britain, so they welcomed the opportunity to assist the colonists in their fight against the British. This was good news for the colonists. France had a strong, organized military. French involvement meant help was on the way! **C**

Then, in late February, a man with a heavy German accent arrived in Valley Forge. His name was Friedrich Wilhelm Ludolf Gerhard Augustin von Steuben. The purpose for his arrival began during the previous summer when von Steuben traveled to Paris to volunteer his services to the Count de St. Germain, the French Minister of War. St. Germain had been so **impressed** with von Steuben’s military experience that he sent him across the Atlantic Ocean to meet George Washington. George Washington was equally impressed and asked von Steuben to train his soldiers. There was just one problem: von Steuben knew only a few words of English. So, he shouted his commands in German, then someone would translate the words into English.

Von Steuben taught the Continental soldiers how to march and stand in formation. He taught them how to advance on the battlefield. He also taught them how to use the **bayonets** attached to their muskets. Von Steuben trained a **model company**. Then, the members of this model company trained other companies.



Friedrich Wilhelm von Steuben

Things began to improve in the spring of 1778. Washington sent out **foraging** parties to gather cattle, horses, corn, hay, and grains from the local people. They returned with enough food to feed the soldiers at Valley Forge. Washington also appointed a new quartermaster whose job was to make sure the army did not run out of food or supplies. And, last but not least, Washington convinced the Continental Congress to send more money and to **recruit** more soldiers.



Lord Cornwallis

By the time the Continental Army marched out of Valley Forge in June 1778, they were much better prepared to fight as an army. The newly trained Continental Army began to win more battles. Their first **decisive** victory came in the fall of 1781. At this point, much of the fighting had shifted south to Virginia and the Carolinas. British troops in the south were led by Lord Cornwallis.

D

49

**D Evaluative** Why was the time the Continental Army spent in Valley Forge significant?

- » Von Steuben trained the Continental Army to be more professional—marching and standing in formation, advancing on the battlefield, using weapons, and training other companies. In addition, food and supplies were better managed so they didn't run out. Washington was able to convince the Continental Congress to send more money and recruit more soldiers. The Continental Army was much better prepared to fight as an army than when they first arrived at Valley Forge.

**Support** What skills did von Steuben bring to George Washington's army?

- » He had military experience and was able to train the men, teaching them how to stand and march in formation, advance on the battlefield, and use their weapons.

**A** [Have a student read the heading on page 50.]

**B** *Inferential* What does the heading suggest will happen next?

» The end of the war is near.

**C** [Have students read pages 50 and 51 silently.]

**D** *Inferential* Why was it important for Washington to trick the British into thinking he planned to attack New York?

» If the British army knew Washington's plan, they could potentially stop his troops on their march south. Washington wanted to make a surprise attack on Cornwallis at Yorktown so Cornwallis would not be prepared.

**A** **The Beginning of the End** **B**

**C** In August 1781, Cornwallis and his men camped at Yorktown, at the mouth of the Chesapeake Bay, in Virginia. They were waiting for reinforcements and supplies.

While Cornwallis was setting up camp at Yorktown, Washington was meeting with several French generals outside New York City. The French had sent thousands of troops to assist Washington. Now Washington and the French generals had to decide how to best utilize these new troops. Should they attack the British in New York City, or should they head south and attack Cornwallis in Virginia?

Eventually they decided to march the main Continental Army and most of the French troops south to Virginia and try to trap Cornwallis. But Washington was crafty. He sent out fake messages to make the British think he was actually going to attack New York. The British were fooled by the messages. **D**



In late September, Washington arrived at Yorktown with 4,000 French soldiers and 3,000 Continental soldiers. The Major General of the Continental Army was the Marquis de Lafayette. These new soldiers **reinforced** Lafayette's men who were already there. The French navy arrived as well, and one of the first things they did was drive away a **convoy** of British ships that were carrying supplies for Cornwallis and his men. That was when Cornwallis knew he was in trouble. He was cornered by the French and Continental armies, and the French navy had cut off his escape route as well as his supplies!

The French and Continental armies set up cannons and began firing on the British. For days the guns fired constantly. Washington gave orders to fire through the night so the British would not have any quiet time to rest or make repairs.

Cornwallis and his men could not protect themselves and, because of the position of the French **fleet**, they could not sail away. Eventually, on October 19, 1781, Cornwallis accepted that he had no choice but to surrender.

**E**



Louis-Nicolas van Blarenberghe, *The Taking of Yorktown*

51

**E Inferential** In what way was the French fleet important to Washington's plan?

- » The French fleet enabled the Continental Army to corner Cornwallis on all sides, both land and water. Cornwallis and his men could not sail away because of the position of the French fleet.



**A** [Have students look at the image on pages 52 and 53.]

**B** *Evaluative* What do you think is happening in this image? Find specific details in the image or in the text to support your answer.

» Answers may vary, but may include that the picture is of the British surrender, citing the last line on page 51 (“Cornwallis accepted that he had no choice but to surrender.”); the caption under the image; or the knowledge that a white flag is a sign of surrender.

**C** [Read page 52 aloud.]

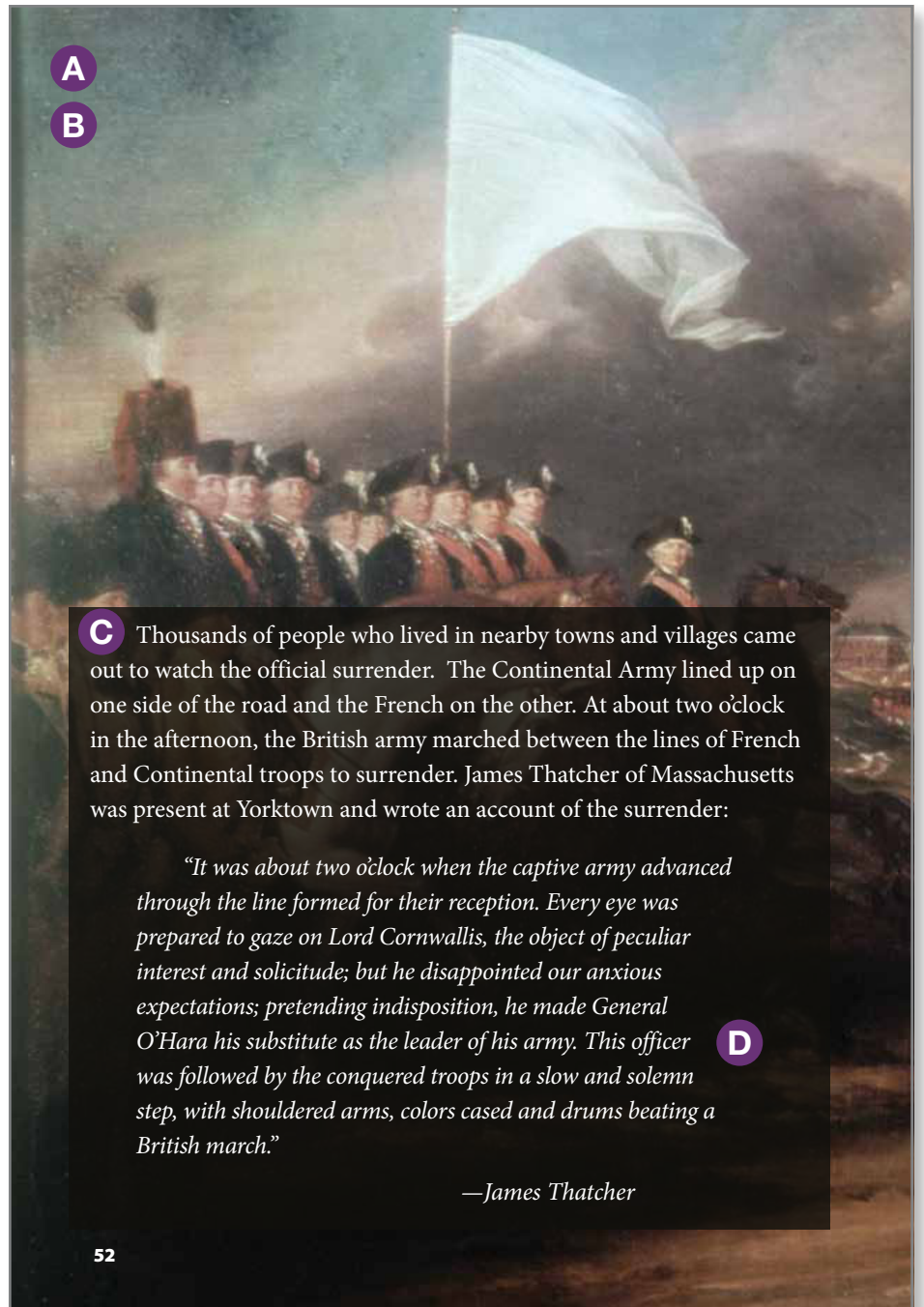
**D** *Inferential* What surprise does James Thatcher reveal in his account of the surrender at Yorktown?

» Cornwallis did not appear at the surrender, but sent General O’Hara instead.

**Challenge** If you did not read the main text on page 52, who would you think is pictured on the horse on page 53 and why?

» Cornwallis because the name of the painting is “Surrender of Lord Cornwallis.”

**Support** [Remind students that language used in the 1700s was often different from the spoken language they hear today. Discuss how you know the men were both surprised and disappointed to see O’Hara instead of Cornwallis by citing lines from the text: “Every eye was prepared to gaze on Lord Cornwallis . . .” and “. . . he disappointed our anxious expectations; pretending indisposition, he made General O’Hara his substitute as the leader of his army.”]



**A**  
**B**

**C** Thousands of people who lived in nearby towns and villages came out to watch the official surrender. The Continental Army lined up on one side of the road and the French on the other. At about two o’clock in the afternoon, the British army marched between the lines of French and Continental troops to surrender. James Thatcher of Massachusetts was present at Yorktown and wrote an account of the surrender:

*“It was about two o’clock when the captive army advanced through the line formed for their reception. Every eye was prepared to gaze on Lord Cornwallis, the object of peculiar interest and solicitude; but he disappointed our anxious expectations; pretending indisposition, he made General O’Hara his substitute as the leader of his army. This officer was followed by the conquered troops in a slow and solemn step, with shouldered arms, colors cased and drums beating a British march.”*


**D**

—James Thatcher

52



53



**A** [Have students read pages 54 and 55 silently.]

**B** *Literal* The text says the British troops were directed to ground their arms. Find a sentence in the text that helps explain the meaning of the phrase *ground their arms*.

» More than 7,000 British soldiers laid down their guns.

**C** *Inferential* Did the surrender of British troops at Yorktown end the war? Find evidence in the text to support your answer.

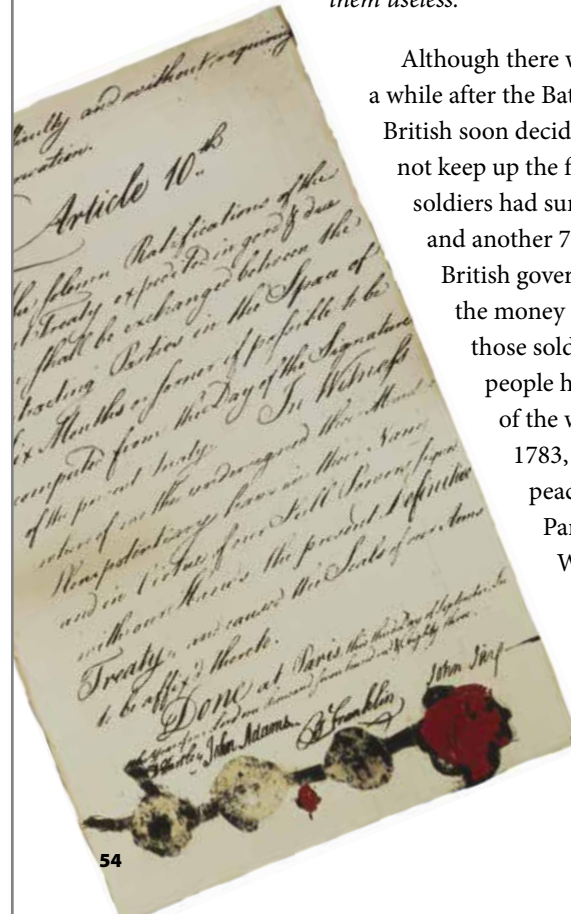
» No, fighting continued after Yorktown. The war ended in September 1783 with the Treaty of Paris.

**A**

After General O'Hara surrendered, the British troops were directed to ground their arms. More than 7,000 British soldiers laid down their guns. Of course, as James Thatcher recorded, many of them were not happy about it:

**B**

*“Some of the platoon officers appeared to be exceedingly chagrined when giving the word ‘ground arms,’ . . . many of the soldiers manifested a sullen temper, throwing their arms on the pile with violence, as if determined to render them useless.”*



Although there was some fighting for a while after the Battle of Yorktown, the British soon decided that they could not keep up the fight. Six thousand soldiers had surrendered at Saratoga, and another 7,000 at Yorktown. The British government did not have the money it would cost to replace those soldiers. Many British people had also grown weary of the war. In September 1783, the British signed a peace treaty, the Treaty of Paris. The Revolutionary War was over. The colonists had won their independence, and a new nation was born!

**C**

Part of the Treaty of Paris

## The Marquis de Lafayette

The Marquis de Lafayette was one of the first Europeans to volunteer to assist the colonists in their fight for independence. When he offered to help the colonists fight the British, he was told that no one could afford to pay him. Lafayette agreed to serve without pay. The King of France did not want Lafayette, a nobleman, to go off to war, but Lafayette was determined—even if it meant disobeying the king! Lafayette went so far as to purchase a ship to carry him to North America. Only 19 years old when he arrived, he quickly established himself as one of Washington’s top generals in the Continental Army.



The Marquis de Lafayette

55

**D** *Literal* Find examples in the text box about the Marquis de Lafayette that suggest he was a wealthy man.

- » He agreed to serve the army without pay and he purchased his own ship to sail to America when he was only 19 years old.



## Note

Question 1 relates to The Big Question of the chapter.

### Discuss the Chapter and Wrap Up the Lesson

5 minutes

- Use the following question to discuss the chapter.

1. *Literal* What European country joined the Continental Army to fight the British, and how did their help influence the outcome of the war?
  - » The French brought both land troops and a fleet of ships so the Continental Army was able to corner the British by land and sea at Yorktown, helping the Continental Army win the war.

- Have students turn to Activity Page 6.2. Use the following questions to guide students in adding these events to their timelines as you do so with the displayed timeline:

1. What European country entered the war in February 1778 to assist the Continental Army?
  - » France (France enters the war/the French alliance)
2. What significant event took place in October 1781 signifying that the Continental Army had won the Revolutionary War?
  - » the British surrender at Yorktown
3. What official document was signed in Paris in September 1783 declaring that colonists had won their independence?
  - » Treaty of Paris/peace treaty

- Have students take home Activity Page 10.3 to complete for homework.

### Word Work: Impress

5 minutes

1. In the chapter you read, “George Washington was equally impressed and asked von Steuben to train his soldiers.”
2. Say the word *impress* with me.
3. To *impress* means to amaze or to cause others to feel admiration or interest.
4. I impressed my mom when I won the spelling bee.
5. What are some examples of things that impress you? Be sure to use the word *impress* in your response. [Ask two or three students to use the target word in a sentence. If necessary, guide and/or rephrase students’ responses to make complete sentences: “\_\_\_\_\_ impresses me because . . .”]
6. What part of speech is the word *impress*?
  - » verb

[Use an *Antonyms* activity for follow-up.] What does the word *impress* mean? What are some antonyms, or words that have the opposite meaning, of *impress*? [Prompt students to provide words like *disappoint*, *underwhelm*, and *dishearten*.] With a partner, create a sentence for each of the antonyms of *impress* he or she provides.



## WRITING

30 minutes

### Draft a Body Paragraph

#### Model Drafting a Body Paragraph

20 minutes

- Remind students they have drafted an introductory paragraph for their cause and effect essay. Remind them they have already completed graphic organizers and responded to writing prompts to plan for writing three body paragraphs.
- Have students take out Activity Page 5.3. Tell them they will examine their response to the writing prompt as you model how to draft a body paragraph.
- Have students turn to Activity Page SR.2.
- Have a student read the “Exemplary” column of the “Body” section for Paragraph 1 on the rubric. Tell students this is the goal of their first body paragraph.
- Tell students they will reach the goal of exemplary status if they follow what you model for them today.
- Refer students to the Sample Writing Prompt Response you prepared in advance.

By 1773, the colonists had been living with unfair taxation for many years. The Stamp Act had been repealed, but the British government imposed new taxes on the colonists. When the British imposed a tax on tea, the colonists boycotted, refusing to buy British tea. Led by the Sons of Liberty, a group of patriots protested and tossed tea into Boston Harbor.

- Tell students you are going to check to see whether you have included the necessary information found in the “Body” section for Paragraph 1 in your response to the writing prompt. Model how to add content to the paragraph, writing on the board/chart paper.
  - Note the first item in the rubric: *repeal of the Stamp Act*
    - » Ask a student to read the sentence where you included the repeal of the Stamp Act: *The Stamp Act had been repealed, but the British government imposed new taxes on the colonists.*
    - » Have students check their own response to the writing prompt. If they did not include the repeal of the Stamp Act, have them circle it on the rubric as a reminder that they need to do so.
  - Note the second item in the rubric: *the Boston Massacre*
    - » Ask a student to read the sentence where you included the Boston Massacre. (This is not included.) Tell students you did not include this information so you will add it now. After the second sentence, insert: *Angry crowds gathered in the streets of Boston and the British soldiers opened fire, killing five patriots. This incident became known as the Boston Massacre.*

### Materials

- Activity Pages 5.3, SR.2
- Sample Writing Prompt Response

- » Have students check their own response to the writing prompt. If they did not include the Boston Massacre, have them circle it on the rubric as a reminder that they need to do so.
- Note the third item in the rubric: *the Boston Tea Party*
- » Ask a student to read the sentence(s) where you included the Boston Tea Party: *When the British imposed a tax on tea, the colonists boycotted, refusing to buy British tea. Led by the Sons of Liberty, a group of patriots protested and tossed tea into Boston Harbor.*
- » Have students check their own response to the writing prompt. If they did not include the Boston Tea Party, have them circle it on the rubric as a reminder that they need to do so.
- Tell students you are going to check for vocabulary from the word bank on Activity Page 5.3. Tell them it is not essential to use every word, but they should have at least five or six. Underline the words you used:

By 1773, the colonists had been living with unfair taxation for many years. The Stamp Act had been repealed, but the British government imposed new taxes on the colonists. Angry crowds gathered in the streets of Boston and the British soldiers opened fire, killing five patriots. This incident became known as the Boston Massacre. When the British imposed a tax on tea, the colonists boycotted, refusing to buy British tea. Led by the Sons of Liberty, a group of patriots protested and tossed tea into Boston Harbor.

- Have students underline any words from the word bank included in their own response and make a note of adding more if needed.
- Refer to the Transition Words Poster on display and remind students that transition words help the reader identify the relationship between causes and effects. Tell students you will demonstrate using a few of these words in your own paragraph.

By 1773, the colonists had been living with unfair taxation for many years. The Stamp Act had been repealed, but the British government imposed new taxes on the colonists. **Consequently**, angry crowds gathered in the streets of Boston. **As a result**, the British soldiers opened fire, killing five patriots. This incident became known as the Boston Massacre. When the British government imposed a tax on tea, the colonists boycotted, refusing to buy British tea. Led by the Sons of Liberty, a group of patriots protested and tossed tea into Boston Harbor.

### *Draft a Body Paragraph*

**10 minutes**

- Tell students they will use Activity Page 5.3 to draft a body paragraph, adding content as needed, just as you modeled.
- Have students spend the remainder of the time drafting the first body paragraph.
- Have students finish drafting the first body paragraph for homework.

### *Guidance for Teacher Use of Rubrics*

Rubrics are provided for evaluation of the content and structure of student writing composed within each unit. The criteria within the descriptions correspond to what is taught in the writing lessons. “Exemplary” to “Beginning” performance columns provide graduated descriptions for each criterion. The columns for “Strong,” “Developing,” and “Beginning” performance are shaded to help students initially attend to the description for “Exemplary” performance. Rubrics allow teachers and students to identify graduated steps for improvement when aspects of the writing do not meet all the criteria taught. To do this, teachers (and students) may highlight the language from each row that best describes student writing. Consider the following sample rubric with bolding. The rubric communicates a corresponding piece of writing that was evaluated as:

- Strong for the Introduction section
- between Strong and Developing for the Body section
- Strong for the Conclusion section
- between Strong and Exemplary for the Structure of the Piece

	Exemplary	Strong	Developing	Beginning
<b>Introduction</b>	Opening paragraph clearly states the main idea of the essay—the causes and effects leading up to the American Revolution	<b>Opening paragraph states the main idea of the essay somewhat clearly—the causes and effects leading up to the American Revolution</b>	Opening paragraph states the main idea of the essay, but not clearly—the causes and effects leading up to the American Revolution	Opening paragraph does not state the main idea of the essay
<b>Body</b>	Paragraph 1 All of the following causes and effects are included and listed in sequential order: repeal of the Stamp Act, Boston Massacre, Boston Tea Party	<b>Paragraph 1 Two of the three following causes and effects are included and listed in sequential order: repeal of the Stamp Act, Boston Massacre, Boston Tea Party</b>	Paragraph 1 One of the three following causes and effects are included: repeal of the Stamp Act, Boston Massacre, Boston Tea Party	Paragraph 1 No appropriate causes or effects are included
	Paragraph 2 All of the following causes and effects are included and listed in sequential order: Intolerable Acts, First Continental Congress, Patrick Henry's speech	Paragraph 2 Two of the three following causes and effects are included and listed in sequential order: Intolerable Acts, First Continental Congress, Patrick Henry's speech	<b>Paragraph 2 One of the three following causes and effects are included: Intolerable Acts, First Continental Congress, Patrick Henry's speech</b>	Paragraph 2 No appropriate causes or effects are included
	Paragraph 3 All of the following causes and effects are included and listed in sequential order: more British soldiers sent to Boston, night riders warn of British troop movement, Battles of Lexington and Concord	<b>Paragraph 3 Two of the three following causes and effects are included and listed in sequential order: more British soldiers sent to Boston, night riders warn of British troop movement, Battles of Lexington and Concord</b>	Paragraph 3 One of the three following causes and effects are included: more British soldiers sent to Boston, night riders warn of British troop movement, Battles of Lexington and Concord	Paragraph 3 No appropriate causes or effects are included
<b>Conclusion</b>	Main idea of essay is restated in a different way from the introductory paragraph	<b>Main idea of essay is restated in the same way as in the introductory paragraph</b>	Main idea of essay is restated in an unclear way	Main idea of essay is not restated
<b>Structure of the Piece</b>	All sentences in paragraphs are presented logically	<b>Most sentences in paragraphs are presented logically</b>	Some sentences in paragraphs are presented logically	Connections between sentences in paragraphs are confusing
	<b>All information has been paraphrased</b>	Most information has been paraphrased	Some information has been paraphrased	Little information has been paraphrased
	<b>All transition words or phrases are used appropriately</b>	Most transition words or phrases are used appropriately	Some transition words or phrases are used appropriately	Transition words or phrases are not used

## TAKE-HOME MATERIAL

### Reading; Writing

---

- Have students take home Activity Page 10.3 to complete for homework.
- Have students finish drafting the first body paragraph of their cause and effect essay. Remind students to take home Activity Page 5.3 to use as a guide as they write.

### Materials

---

- Activity Pages 5.3, 10.3
- body paragraph draft





- It may be helpful to refer back to the Pronunciation/Syllabication Chart from Lesson 6.

Word	CK Code	Syllable Type
declaration	/dek*læ*rae*shən/	closed*ə*open*ə
grievance	/gree*vəns/	digraph*ə
incident	/in*sə*dent/	closed*ə*closed
independence	/in*də*pen*dəns/	closed*ə*closed*ə
militia	/mə*lish*ə/	ə*closed*ə
monarchy	/mon*ar*kee/	closed*r-controlled*open
representative	/rep*rə*zen*tə*tiv/	closed*ə*closed*ə*digraph
surrender	/ser*en*der/	r-controlled*closed*r-controlled
valiant	/val*yənt/	closed*ə
victory	/vik*tə*ree/	closed*ə*open

- Students might make the following errors:
  - *declaration*: using ‘u’ instead of ‘a’ for /ə/; using ‘shun’ instead of ‘tion’ for /shən/
  - *grievance*: using ‘uns’ instead of ‘ance’ for /əns/
  - *incident*: using ‘u’ instead of ‘i’ for /ə/
  - *independence*: using ‘u’ instead of the first ‘e’ for /ə/; using ‘uns’ instead of ‘ence’ for /əns/
  - *militia*: using ‘u’ instead of the first ‘i’ for /ə/; using ‘shu’ or ‘sha’ instead of ‘tia’ for /sh\*ə/
  - *monarchy*: using ‘k’ instead of ‘ch’ for /k/
  - *representative*: using ‘u’ instead of the second ‘e’ for /ə/; using ‘u’ instead of ‘a’ for /ə/; using ‘tiv’ instead of ‘tive’ for /tiv/
  - *surrender*: using ‘ser’ instead of ‘sur’ for /ser/
  - *valiant*: using ‘ya’ or ‘yu’ instead of ‘ia’ for /yə/
  - *victory*: using ‘u’ instead of ‘o’ for /ə/
- Although any of the above student-error scenarios may occur, misspellings may be due to many other factors. You may find it helpful to use the analysis chart to record any student errors. For example:
  - Is the student consistently making errors on specific vowels? Which ones?
  - Is the student consistently making errors at the ends of the words?
  - Is the student consistently making errors in multisyllable words, but not single-syllable words?
- Also, examine the dictated sentence for errors in capitalization and punctuation.

# Lesson 11

## Unit 6: The American Revolution

### CORE CONTENT OBJECTIVES

Students will:

- ✓ Identify a timeline for the French alliance, the Continental Army's departure from Valley Forge, the Battle of Yorktown, the British surrender, and the Treaty of Paris
- ✓ Explain that the Continental Army benefitted from the assistance of several individuals from different European countries during the war
- ✓ Explain that a German by the name of von Steuben trained the Continental Army at Valley Forge, helping them secure their first decisive victory at the Battle of Yorktown three years later
- ✓ Explain that the alliance with France was pivotal in the colonists winning the war

LESSON AT A GLANCE	TIME	MATERIALS
<b>Reading</b> Small Group: Chapter 6 "From Valley Forge to Yorktown" Word Work: <i>Fleet</i>	40 min. 5 min.	Answer Key for Activity Page 10.3; Activity Pages 10.3, 11.1; <i>The Road to Independence</i>
<b>Grammar</b> Introduce Subject-to be Verb Agreement	15 min.	Subject-to be Verb Agreement Poster; Activity Page 11.2
<b>Morphology</b> Introduce Suffixes <i>-able</i> and <i>-ible</i>	15 min.	Activity Page 11.3
<b>Spelling</b> Introduce Spelling Words	15 min.	Activity Page SR.1
<b>Take-Home Material</b> Grammar; Morphology; Spelling	*	Activity Pages 11.2–11.5; <i>Fluency Supplement</i> selection (optional)

### Primary Focus of Lessons

**Reading:** By the end of this lesson, students will be able to identify the Treaty of Paris in 1783 as marking the official end of the Revolutionary War.

**Grammar:** By the end of this lesson, students will be able to use *to be* verbs in sentences.

**Morphology:** By the end of this lesson, students will be able to distinguish between root words and words with the suffix *-able* or *-ible* and use those words correctly in sentences.

**Spelling:** By the end of this lesson, students will be prepared to practice spelling targeted words.

**ADVANCE PREPARATION**

*Reading*

- Write the purpose for reading on the board/chart paper. Alternatively, you may access a digital version of this and The Big Question in the digital components for this unit.

Read to learn how long the Revolutionary War lasted, and over what great distances the war was fought.

*Grammar*

- Prepare the following Subject-*to be* Verb Agreement Poster on the board/chart paper and display for the remainder of the unit. Alternatively, you may access a digital version in the digital components for this unit.

<b>Subject-<i>to be</i> Verb Agreement</b>			
<i>To be</i> verbs are linking verbs that link, or connect, the subject to the predicate without showing action.			
	<b>Subject</b>	<b>Agreement in the Present Tense</b>	<b>Example</b>
<b>Singular</b>	I	am	I <b>am</b> hungry.
	you	are	You <b>are</b> excited.
	he, she, it, George Washington, the girl, tea	is	She <b>is</b> tired. It <b>is</b> cute. The tea <b>is</b> bitter.
<b>Plural</b>	we	are	We <b>are</b> helpful.
	you	are	You <b>are</b> noisy.
	they, laws, colonists	are	The colonists <b>are</b> angry.

*Fluency (optional)*

- Choose and make sufficient copies of a text selection from the online *Fluency Supplement* to distribute and review with students for additional fluency practice. If you choose to do a fluency assessment, you will assess students in Lesson 15. See the Unit 1 Teacher Guide introduction for more information on using the *Fluency Supplement*.

## READING

45 minutes

### Small Group: Chapter 6 “From Valley Forge to Yorktown”

#### Review the Chapter

10 minutes

- Using the Answer Key at the back of this Teacher Guide, review student responses to Activity Page 10.3, which was assigned for homework.
- Tell students they will reread Chapter 6, “From Valley Forge to Yorktown.”
- Have students turn to the table of contents, locate the chapter, and then turn to the first page of the chapter.
- You may wish to review the following vocabulary words before you reread the chapter:

1. **impress, v.** to amaze; to cause others to feel admiration or interest (**impressed**) (48)
2. **bayonet, n.** a sharp piece of metal attached to the muzzle of a musket (**bayonets**) (49)
3. **model company, n.** a group of soldiers deserving to be copied or imitated by others (49)
4. **foraging, adj.** for the purpose of searching for something, usually food or supplies (49)
5. **recruit, v.** to search for people to join a group or organization (e.g., the army) (49)
6. **decisive, adj.** important; without any doubt (49)
7. **reinforce, v.** to make a group more effective by adding more people or supplies (**reinforced**) (51)
8. **convoy, n.** a group of ships traveling together for safety (51)
9. **fleet, n.** a group of military ships that sail under the same commander (51)

- Remind students they can look up a word in the glossary if they forget its meaning.
- Read the purpose for reading from the board/chart paper:

Read to learn how long the Revolutionary War lasted, and over what great distances the war was fought.

### Materials

- Answer Key for Activity Page 10.3
- Activity Pages 10.3, 11.1
- *The Road to Independence*



- Have one student read The Big Question at the beginning of the chapter. Ensure students understand the meaning of The Big Question before reading the chapter.

What European country joined the Continental Army to fight the British, and how did their help influence the outcome of the war?

### *Establish Small Groups*

Before reading the chapter, divide students into two groups using the following guidelines:

⊕ **Small Group 1:** This group should include students who need extra scaffolding and support to read and comprehend the text. Use the guided reading supports to guide students through reading the text. This is an excellent time to make notes in your anecdotal records. Students will complete Activity Page 11.1 with your support while reading.

⊕ **Small Group 2:** This group should include students who are capable of reading and comprehending text without guided support. We encourage you to vary how you assign students either to read independently or with partners, based on their needs. Likewise, you may want to ask some or all students to complete Activity Page 11.1 independently, which can then be used as a formative assessment to determine how well each student understood what was read. Make arrangements to check that students in Small Group 2 have answered the questions on Activity Page 11.1 correctly. You may choose to do one of the following to address this:

- collect the pages and correct them individually
- provide an answer key to students to check their own or a partner’s work after they have completed the activity page
- confer with students individually or as a group at a later time

Over the course of the year, students may change groups, depending on individual students’ needs.

### *Read “From Valley Forge to Yorktown”*

**25 minutes**

The following guided reading supports are intended for use with Small Group 1. Guided reading supports in brackets are intended to guide you in facilitating discussion and should not be read verbatim to students. Guided reading supports not in brackets should be read aloud verbatim.

**A** [Have a student read the first paragraph on page 48 aloud.]

**B** *Inferential* Did all of Washington’s army survive the bitter winter of 1777 to 1778 at Valley Forge? Cite evidence from the text to support your answer.

» No, the text says “those who survived,” suggesting that some men died at Valley Forge.

## Chapter 6

# From Valley Forge to Yorktown

### THE BIG QUESTION

What European country joined the Continental Army to fight the British, and how did their help influence the outcome of the war?

**A** There is a saying, “what doesn’t kill you makes you stronger.” The winter of 1777 to 1778 was a difficult time for Washington and his men. Those who survived that winter in Valley Forge came to think they were strong enough to survive just about anything! **B**

In February 1778, the French military entered the war to fight alongside the Continental Army. France was a longtime enemy of Great Britain, so they welcomed the opportunity to assist the colonists in their fight against the British. This was good news for the colonists. France had a strong, organized military. French involvement meant help was on the way!

Then, in late February, a man with a heavy German accent arrived in Valley Forge. His name was Friedrich Wilhelm Ludolf Gerhard Augustin von Steuben. The purpose for his arrival began during the previous summer when von Steuben traveled to Paris to volunteer his services to the Count de St. Germain, the French Minister of War. St. Germain had been so **impressed** with von Steuben’s military experience that he sent him across the Atlantic Ocean to meet George Washington. George Washington was equally impressed and asked von Steuben to train his soldiers. There was just one problem: von Steuben knew only a few words of English. So, he shouted his commands in German, then someone would translate the words into English.

Von Steuben taught the Continental soldiers how to march and stand in formation. He taught them how to advance on the battlefield. He also taught them how to use the **bayonets** attached to their muskets. Von Steuben trained a **model company**. Then, the members of this model company trained other companies.



Friedrich Wilhelm von Steuben

Things began to improve in the spring of 1778. Washington sent out **foraging** parties to gather cattle, horses, corn, hay, and grains from the local people. They returned with enough food to feed the soldiers at Valley Forge. Washington also appointed a new quartermaster whose job was to make sure the army did not run out of food or supplies. And, last but not least, Washington convinced the Continental Congress to send more money and to **recruit** more soldiers.



Lord Cornwallis

**C**he time the Continental Army marched out of Valley Forge in June 1778, they were much better prepared to fight as an army. The newly trained Continental Army began to win more battles. Their first **decisive** victory came in the fall of 1781. At this point, much of the fighting had shifted south to Virginia and the Carolinas. British troops in the south were led by Lord Cornwallis.

**D E**

49

- C** [Read the first sentence of the final paragraph on page 49 aloud: “By the time . . .”]
- D** *Literal* Go back and skim the first two paragraphs on page 49 and cite examples of how the Continental Army was better prepared to fight as an army.
- » They had received military training, had more food and supplies, and additional soldiers.
- E** *Inferential* How much time passed between the time the Continental Army marched out of Valley Forge and the time they won their first decisive battle?
- » more than three years (June 1778 to the fall of 1781)
- [Have students record the answer to question 1 on Activity Page 11.1.]

**A** [Have students read page 50 silently.]

**B** *Literal* In August 1781, where was Lord Cornwallis camped with the British troops?

» Yorktown, Virginia, at the mouth of the Chesapeake Bay

*Literal* In August 1781, where was George Washington camped with the colonial troops?

» outside New York City

**C** [Have students reference the map on page 92 of the Reader.]

**D** [Have students put a finger on New York and trace the route south, through New Jersey, Pennsylvania, Delaware, and Maryland, to Virginia. Remind them that Washington intended to march his troops the whole distance, nearly 700 miles, on foot.]

**A**

### The Beginning of the End

In August 1781, Cornwallis and his men camped at Yorktown, at the mouth of the Chesapeake Bay, in Virginia. They were waiting for reinforcements and supplies.

While Cornwallis was setting up camp at Yorktown, Washington **B** was meeting with several French generals outside New York City.

The French had sent thousands of troops to assist Washington. Now Washington and the French generals had to decide how to best utilize these new troops. Should they attack the British in New York City, or should they head south and attack Cornwallis in Virginia?

Eventually they decided to march the main Continental Army and most of the French troops south to Virginia and try to trap Cornwallis. But Washington was crafty. He sent out fake messages to make the British think he was actually going to attack New York. The British were fooled by the messages. **C D**





**E**

In late September, Washington arrived at Yorktown with 4,000 French soldiers and 3,000 Continental soldiers. The Major General of the Continental Army was the Marquis de Lafayette. These new soldiers **reinforced** Lafayette's men who were already there. The French navy arrived as well, and one of the first things they did was drive away a **convoy** of British ships that were carrying supplies for Cornwallis and his men. That was when Cornwallis knew he was in trouble. He was cornered by the French and Continental armies, and the French navy had cut off his escape route as well as his supplies!

The French and Continental armies set up cannons and began firing on the British. For days the guns fired constantly. Washington gave orders to fire through the night so the British would not have any quiet time to rest or make repairs.

Cornwallis and his men could not protect themselves and, because of the position of the French **fleet**, they could not sail away. Eventually, on October 19, 1781, Cornwallis accepted that he had no choice but to surrender.

**F**

**E** [Have students read page 51 silently.]

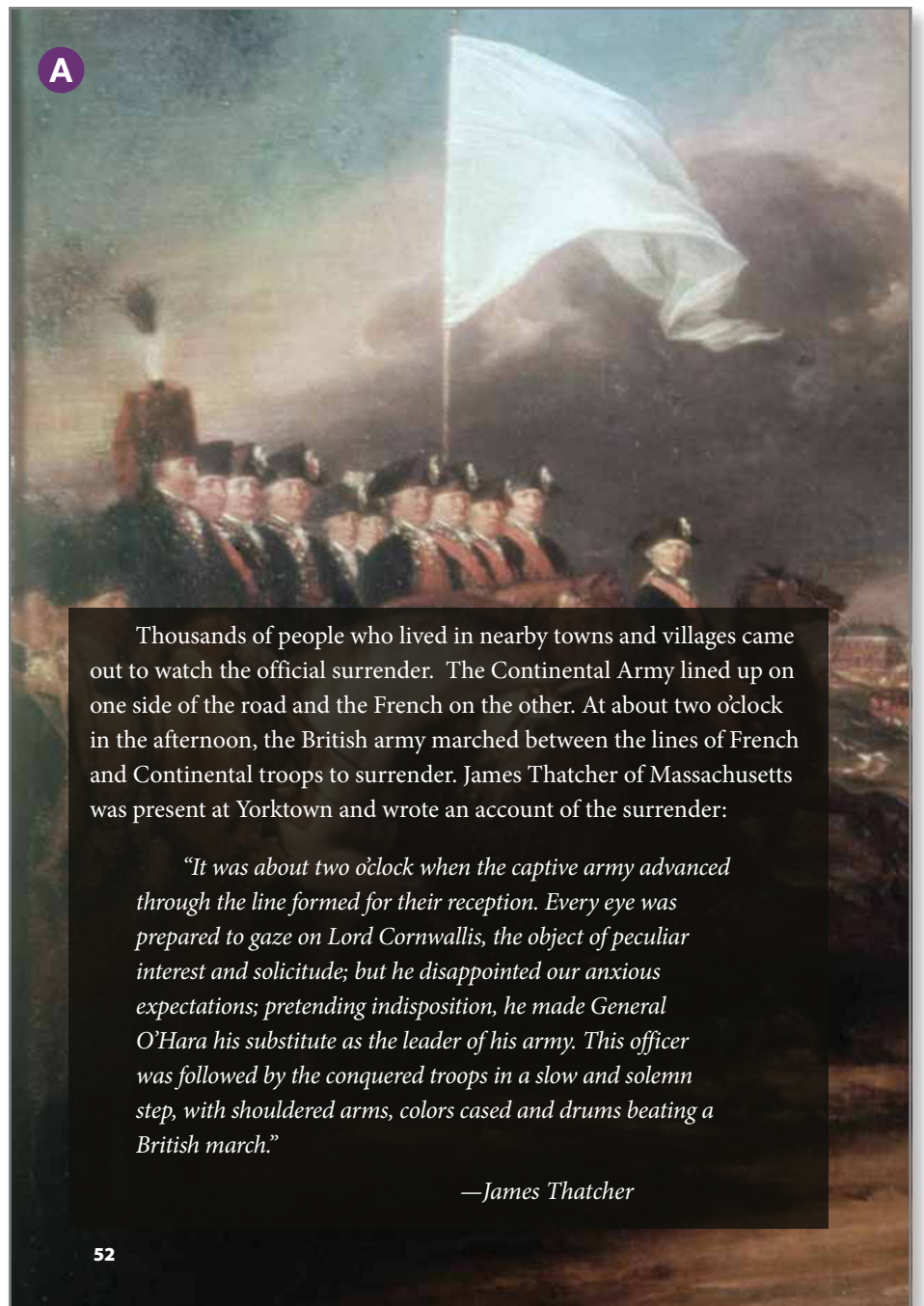
**F** *Inferential* How long did it take the colonial troops to reach Virginia? Support your answer with evidence from the text.

- » Less than two months. They left New York in August and arrived in Virginia in late September, so while the text doesn't provide precise dates, we can infer that it was less than two months.

[Have students record the answer to question 2 on Activity Page 11.1.]



**A** [Have students look at the illustration on these two pages, reminding them that General O’Hara stood in for Lord Cornwallis when the British troops surrendered.]



Thousands of people who lived in nearby towns and villages came out to watch the official surrender. The Continental Army lined up on one side of the road and the French on the other. At about two o’clock in the afternoon, the British army marched between the lines of French and Continental troops to surrender. James Thatcher of Massachusetts was present at Yorktown and wrote an account of the surrender:

*“It was about two o’clock when the captive army advanced through the line formed for their reception. Every eye was prepared to gaze on Lord Cornwallis, the object of peculiar interest and solicitude; but he disappointed our anxious expectations; pretending indisposition, he made General O’Hara his substitute as the leader of his army. This officer was followed by the conquered troops in a slow and solemn step, with shouldered arms, colors cased and drums beating a British march.”*


—James Thatcher





John Trumbull, *Surrender of Lord Cornwallis*

53



**A** [Read page 54 aloud.]

**B Inferential** What was the significance of the Treaty of Paris?

- » The Treaty of Paris marked the official end to the Revolutionary War.

**Support** When was the Treaty of Paris signed?

- » September 1783; two years after the British surrender at Yorktown

[Have students record the answer to question 3 on Activity Page 11.1.]

**C** [Have students work with a partner to sequence the events of Chapter 6 on Activity Page 11.1.]

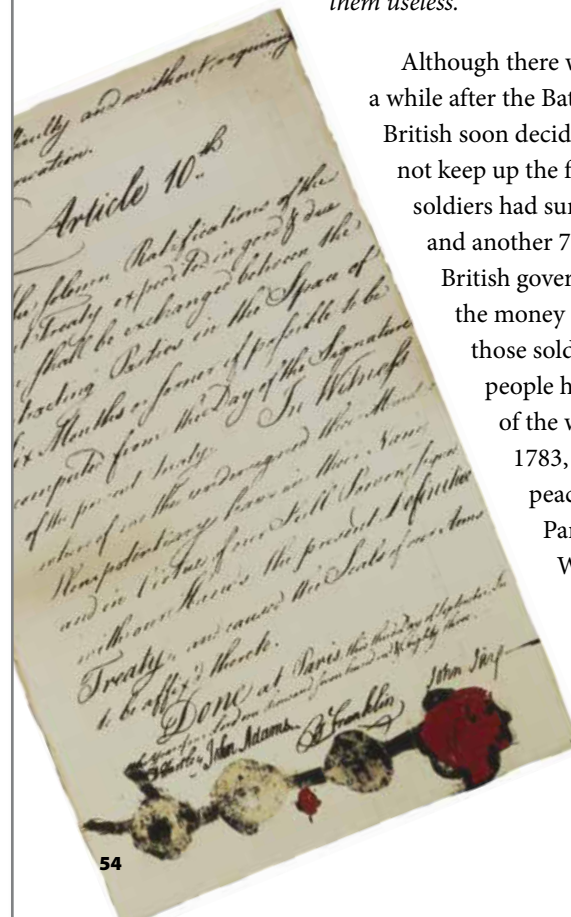
**A**

After General O'Hara surrendered, the British troops were directed to ground their arms. More than 7,000 British soldiers laid down their guns. Of course, as James Thatcher recorded, many of them were not happy about it:

*“Some of the platoon officers appeared to be exceedingly chagrined when giving the word ‘ground arms,’ . . . many of the soldiers manifested a sullen temper, throwing their arms on the pile with violence, as if determined to render them useless.”*

Although there was some fighting for a while after the Battle of Yorktown, the British soon decided that they could not keep up the fight. Six thousand soldiers had surrendered at Saratoga, and another 7,000 at Yorktown. The British government did not have the money it would cost to replace those soldiers. Many British people had also grown weary of the war. In September 1783, the British signed a peace treaty, the Treaty of Paris. The Revolutionary War was over. The colonists had won their independence **B** and **C** a new nation was born!

Part of the Treaty of Paris



## The Marquis de Lafayette

The Marquis de Lafayette was one of the first Europeans to volunteer to assist the colonists in their fight for independence. When he offered to help the colonists fight the British, he was told that no one could afford to pay him. Lafayette agreed to serve without pay. The King of France did not want Lafayette, a nobleman, to go off to war, but Lafayette was determined—even if it meant disobeying the king! Lafayette went so far as to purchase a ship to carry him to North America. Only 19 years old when he arrived, he quickly established himself as one of Washington's top generals in the Continental Army.



The Marquis de Lafayette

55

## Note

Question 1 relates to The Big Question of the chapter.

### Discuss the Chapter and Wrap Up the Lesson

5 minutes

- Bring the class back together as a group and work as partners to discuss the following question.

1. *Evaluative Think Pair Share* Using the map on page 93 at the back of the Reader, discuss with your partner how the outcome of the war might have been different if the French had not entered the war. Support your answers with evidence from the text.
  - » Answers may vary, but should include the fact that the British were surrounded on all sides, by land and by sea. Without the French fleet of ships, the British may have received additional supplies, enabling them to win the war.

- Have students share their observations with the group. Ensure they understand the importance of the French navy, citing the first paragraph on page 51.

### Word Work: Fleet

5 minutes

1. In the chapter you read, “Cornwallis and his men could not protect themselves and, because of the position of the French fleet, they could not sail away.”
2. Say the word *fleet* with me.
3. *Fleet* means a group of military ships that sail under the same commander.
4. The fleet protected the harbor from foreign invaders.
5. What are some other ways a fleet of ships might be used? Be sure to use the word *fleet* in your response. [Ask two or three students to use the target word in a sentence. If necessary, guide and/or rephrase students’ responses to make complete sentences: “The fleet helped \_\_\_\_\_.”]
6. What part of speech is the word *fleet*?
  - » noun

[Use a *Describing* activity for follow-up.] Turn to the map on page 93 of the Reader. Describe the location(s) of the French fleet, using the word *fleet* in complete sentences in your description.

### Introduce Subject-to be Verb Agreement

- Remind students that in the previous lessons they learned about subject-action verb agreement. Review that an action verb describes a subject's action. Write the following sentence on the board:

The British general surrenders at Yorktown.

- Have students identify the action verb (*surrenders*).
- Have students provide a list of action verbs and record their answers on the board/chart paper.
- Tell students that today they will learn about a different kind of verb. This type of verb does not show action.
- Refer to the Subject-to be Verb Agreement Poster you prepared in advance.
- Read the definition of *to be* verbs.
  - *to be* verbs are linking verbs that link, or connect, the subject to the predicate without showing action. Explain that the examples given in the poster are in the present tense.
- Point out the following:
  - If the subject is *I*, the correct form of the *to be* verb is *am*.
  - If the subject is *he, she, it*, or a singular noun, the correct form of the *to be* verb is *is*.
  - If the subject is *you, we, they*, or a plural noun, the correct form of the *to be* verb is *are*.
- Have students turn to Activity Page 11.2. Have students complete the chart in the first part of the activity page in small groups or with a partner. Review the completed chart as a class. Review the directions and completed examples in the next two sections of the activity page. Tell students to complete the remainder of the activity page for homework.

### Materials

- Subject-to be Verb Agreement Poster
- Activity Page 11.2

### Note

The copula *be*—the *to be* verb—and the third person singular inflection pose problems for English learners at all levels. Thus, detailed treatment is given to the present tense forms of the *to be* verb.

### Note

Action verbs describe an action or what the subject is doing (e.g., run, walk, paint, write, study). Stative/non-action verbs represent a state of being (e.g., to be, like, love, seem, think, believe).



## MORPHOLOGY

15 minutes

### Materials

- Activity Page 11.3

### Introduce Suffixes *-able* and *-ible*

- Refer to the Suffixes Poster on display in the classroom and read the definition of a *suffix* to students.
- Tell students the two suffixes they will study this week are *-able* and *-ible*. Explain that the Latin suffixes *-able* and *-ible* both mean “able to.”
- Write the suffix *-able* on the board/chart paper and explain that it is pronounced /ə\*ˈbəl/. Write the suffix *-ible* on the board/chart paper and explain that it is also pronounced /ə\*ˈbəl/.
- Tell students that when *-able* and *-ible* are added to nouns or verbs the word becomes an adjective.
- Write *enjoy* on the board. Briefly discuss the meaning of the word and then use it in a sentence. (*Enjoy* means to take pleasure in doing or experiencing. I *enjoy* being outside when it is sunny.)
- Add the suffix *-able* to *enjoy* and have students read the new word. Discuss the meaning of the new word. (*Enjoyable* means able to take pleasure in; able to enjoy.) You may want to point out that the suffix *-able* changes the part of speech from a verb (*enjoy*) to an adjective (*enjoyable*).
- Share the following example of *enjoyable* used in a sentence.

Grocery shopping is more enjoyable when the store is not crowded.

- Have students provide sentences using the word *enjoyable*. (Answers may vary.)
- Ask students for synonyms of *enjoyable*. (*pleasant, delightful, fun*)
- Write *collect* on the board. Briefly discuss the meaning of the word and then use it in a sentence. (*Collect* means to gather. The children *collect* leaves from the ground in the fall.)
- Add *-ible* to *collect* and have students read the new word; discuss the meaning of the new word. (*Collectible* means worthy of being collected.) Point out that the suffix *-ible* changes the part of speech from a verb (*collect*) to an adjective (*collectible*).
- You may also want to explain that *collectible* can sometimes be spelled *collectable*. (able to be collected)
- Share the following example of *collectible* used in a sentence:

Baseball cards are collectible because they can be very valuable.

- Have students provide sentences using the word *collectible*. (Answers may vary.)
- Ask students for synonyms of *collectible*. (*rare, valuable, collectable*)
- Continue in this manner for the remaining *-able* and *-ible* words, using the following chart as a guide.

English Root Word	Meaning	Affixed Word	Meaning	Sentence
N/A	the Latin root <i>port</i> means to carry	portable	(adjective) able to be carried	The small suitcase is more <u>portable</u> than the big one.
predict	(verb) to know in advance	predictable	(adjective) able to be known in advance	Sometimes it seems that the weather is not very <u>predictable</u> !
access	(verb) to enter or get near; to use or get something	accessible	(adjective) able to enter or get near; able to use or get something	The school has electric doors so it is <u>accessible</u> to people in wheelchairs.
comfort	(noun) the feeling of being relaxed or without pain	comfortable	(adjective) able to feel relaxed or without pain	My new shoes were <u>comfortable</u> because they were my size.
N/A	the Latin root <i>vis</i> means to see or to look at	visible	(adjective) able to be seen or able to look at	I was in the front row of the choir so I was <u>visible</u> to the audience.
eat	(verb) to consume; to put in the mouth, chew, and swallow	edible	(adjective) able to be consumed; able to be safely put in the mouth, chewed, and swallowed	I asked my teacher if the berries were <u>edible</u> before I ate them.

- Have students turn to Activity Page 11.3. Briefly review the directions. Complete the first two sentences together as a class. Have students complete the rest of Activity Page 11.3 for homework, or if you feel they need more assistance, complete the entire activity page as a teacher-guided activity.

### Note

You will not write the information in the shaded columns on the board, as that information is intended for use during oral instruction. Complete as many examples as time permits.

## SPELLING

15 minutes

### Materials

- Activity Page SR.1

### Note

Remember to point out specific spelling patterns in each word and their relationship to the sounds and spellings on the Individual Code Chart.

### Introduce Spelling Words

- Explain that students will practice 12 words related to prefixes and suffixes they have studied in morphology. Apart from the prefix or suffixes, these words do not follow one single spelling pattern. Tell students they will be assessed on these words in Lesson 15.
- Introduce the words by writing them on the board/chart paper. First say the word aloud, and then sound out each syllable, naming each letter aloud as you write it. Continue syllable by syllable until the word is spelled correctly. You may wish to use the pronunciation chart to guide students in saying the words.

1. easily	5. impossible	9. loudly
2. greasy	6. inflexible	10. noisy
3. immobile	7. insufficient	11. tasty
4. imperfect	8. intolerable	12. temporarily

### Pronunciation/Syllabication Chart

The following chart includes pronunciation and syllabication information for the spelling words. The first column lists the words. The second column breaks the words into decodable sounds based on the Core Knowledge code approach to decoding words. The third column lists syllable types in each word. This information is provided so you can present these new, unfamiliar spelling words in a way that calls upon and reinforces the manner in which students were taught to decode and encode in the earlier grades.

As you introduce and write each word, it may be helpful if you point out particular spelling patterns within each word and show students where these spellings are reflected on the Individual Code Chart. For example, you might note that the word *greasy* includes an /ee/ sound in the first syllable of the word (i.e., the first syllable is pronounced /ee/, but spelled 'ea') and then point out the 'ea' spelling for /ee/ that is included on the Individual Code Chart.

If you are unfamiliar with the CKLA phonics approach and/or have limited phonics training, you may also find the following materials in the Yearlong Teacher Resources on the Grade Four Ancillary Materials page helpful: "Using Chunking to Decode Multisyllable Words" and "Sound and Spelling of Schwa."

If you have taught CKLA in Grades K–3, you will notice the sound-spelling notation is different in Grade 4 than in previous grades. In Grades K–3, we noted each individual sound spelling within //. For example, the sound spellings for *costly* would be /k//o//s//t//l//ee/. In Grade 4, we use a sound-spelling notation that follows linguistic and dictionary conventions, making each notation easier to see and read. For example, the word *costly* is now notated as /kost\*lee/.

Word	CK Code	Syllable Type
easily	/ee*zə*lee/	digraph*ə*open
greasy	/gree*see/	digraph*open
immobile	/im*moe*bəl/	closed*open*ə
imperfect	/im*per*fəkt/	closed*r-controlled*ə
impossible	/im*pos*ə*bəl/	closed*closed*ə*ə
inflexible	/in*flex*ə*bəl/	closed*closed*ə*ə
insufficient	/in*sə*fish*ənt/	closed*ə*closed*ə
intolerable	/in*tol*er*ə*bəl/	closed*closed*r-controlled*ə*ə
loudly	/loud*lee/	digraph*open
noisy	/noi*zee/	digraph*open
tasty	/tae*stee/	open*open
temporarily	/tem*pə*raer*ə*lee/	closed*ə*r-controlled*ə*open

- After writing and pronouncing the words, use the following chart to define each word and provide an example of how to use it in a sentence.

Spelling Word	Definition	Example Sentence
easily	(adverb) without difficulty	The horse <u>easily</u> cleared the jump.
greasy	(adjective) dirty from grease or oil; containing or cooked with a large amount of fat	The car mechanic wiped his <u>greasy</u> hands on an old rag.
immobile	(adjective) unable to move	My grandmother fell and broke her hip, leaving her <u>immobile</u> for a month.
imperfect	(adjective) having mistakes or problems; not perfect	The Continental Army was made up of an <u>imperfect</u> militia.
impossible	(adjective) unable to be done or happen; not possible	Without the help of the French, it would have been <u>impossible</u> to surround the British at Yorktown.
inflexible	(adjective) not easily changed; not easily bent or twisted	Dad's <u>inflexible</u> schedule prevents him from attending my ball games.
insufficient	(adjective) not having or providing enough of what is needed; not sufficient	George Washington and his men at Valley Forge had <u>insufficient</u> food to last the winter.
intolerable	(adjective) too painful or hard to be accepted	The colonists found British taxation <u>intolerable</u> .
loudly	(adverb) in a noisy way; strong and noticeable in sound	The young boy played his bugle <u>loudly</u> , alerting the soldiers to the danger.
noisy	(adjective) full of loud or unpleasant noise	I found it difficult to talk to my family in the <u>noisy</u> restaurant.
tasty	(adjective) having a good flavor	The turkey and gravy were especially <u>tasty</u> at the Thanksgiving dinner.
temporarily	(adverb) for a limited amount of time; not permanently	The road was closed <u>temporarily</u> due to flooding in the plains.

### Note

You will not write the information in the shaded columns on the board, as that information is intended for use during oral instruction.

- Tell students the word list will remain on display until the assessment so they can refer to it until then.
- Have students take home Activity Page 11.4 to practice spelling the words and 11.5 to complete for homework.

### Materials

- Activity Pages 11.2–11.5
- *Fluency Supplement* selection (optional)

## TAKE-HOME MATERIAL

### Grammar; Morphology; Spelling

- Have students take home Activity Pages 11.2, 11.3, and 11.5 to complete for homework.
- Have students take home Activity Page 11.4 to use as a reference in practicing spelling words.
- Have students take home a text selection from the *Fluency Supplement* if you are choosing to provide additional fluency practice.



# Lesson 12

## Unit 6: American Revolution

### CORE CONTENT OBJECTIVES

Students will:

- ✓ Explain that the Continental Army benefitted from the assistance of several individuals from different European countries during the war

LESSON AT A GLANCE	TIME	MATERIALS
<b>Reading</b>		
Read-Aloud: Chapter 7 "Heroes and Villains"	40 min.	<i>The Road to Independence</i> ; Activity Pages 12.1, 12.2
Word Work: <i>Defiant</i>	5 min.	
<b>Writing</b>		
Draft Body Paragraphs	45 min.	Activity Pages 7.3, 8.3, SR.2
<b>Take-Home Material</b>		
Reading	*	Activity Page 12.2

### Primary Focus of Lessons

**Reading:** By the end of this lesson, students will be able to explain the concept of heroes and villains and identify several heroes of the American Revolution.

**Writing:** By the end of this lesson, students will be able to draft three body paragraphs from notes previously taken for a cause and effect essay.

### ADVANCE PREPARATION

#### Reading

- Write the purpose for reading on the board/chart paper. Alternatively, you may access a digital version of this and The Big Question in the digital components for this unit.

Read to learn about nonmilitary people who supported the colonies during their war for independence.

#### Grammar; Morphology; Spelling

- Collect Activity Pages 11.2, 11.3, and 11.5 to review and grade as there are no grammar, morphology, or spelling lessons today.

## Materials

- *The Road to Independence*
- Activity Pages 12.1, 12.2

## READING

45 minutes

### Read-Aloud: Chapter 7 “Heroes and Villains”

40 minutes

#### *Introduce the Chapter*

10 minutes

- Tell students you will read aloud Chapter 7, “Heroes and Villains.” They should follow along in their Reader as you read.
- Have students turn to the table of contents, locate the chapter, and then turn to the first page of the chapter.
- Preview the core vocabulary words before reading the chapter.
- Begin by telling students the first vocabulary word they will encounter in this chapter is *heroes*.
- Have them find the word on page 56 of the Reader. Explain that each word is bolded the first time it appears in the chapter.
- Explain that the glossary contains definitions of all the vocabulary words in this Reader. Have students refer to the glossary at the back of the Reader, locate *hero* and then have a student read the definition.
- Explain the following:
  - The part of speech follows each word in an abbreviated format as follows: noun–*n.*; verb–*v.*; adjective–*adj.*; adverb–*adv.*
    - Alternate forms of the word appearing in the chapter may follow the definition. They may be a different part of speech than the original word.
- Have students reference Activity Page 12.1 while you read each vocabulary word and its meaning noting that:
  - The page number (for the first occurrence of the word in the chapter) appears in bold print after the definition.
  - Words are listed in the order in which they appear in the chapter.

1. **hero, n.** a person who is respected for bravery or good qualities (**heroes, heroism**) (56)
2. **villain, n.** someone who does evil things (**villains**) (56)
3. **defiant, adj.** refusing to obey (58)
4. **enlist, v.** to volunteer for military service (**enlisted**) (60)
5. **regiment, n.** a military unit formed by multiple groups of soldiers (60)
6. **heroine, n.** a woman who is respected for bravery or good qualities (**heroines**) (61)
7. **skirmish, n.** a short, unplanned fight in a war (**skirmishes**) (61)
8. **foil, v.** to prevent someone from doing something or achieving a goal (**foiled**) (63)
9. **jeer, n.** an insult or put-down (**jeers**) (63)
10. **traitor, n.** someone who betrays his or her country, government, or a group he or she belongs to (63)

**Vocabulary Chart for Chapter 7 “Heroes and Villains”**

<b>Vocabulary Type</b>	<b>Tier 3 Domain-Specific Words</b>	<b>Tier 2 General Academic Words</b>
<b>Core Vocabulary</b>	enlist regiment skirmish traitor	hero villain defiant heroine foil jeer
<b>Spanish Cognates for Core Vocabulary</b>	regimento traidor	héroe villano heroína
<b>Multiple-Meaning Core Vocabulary Words</b>		foil
<b>Sayings and Phrases</b>	helping hands was no exception adopted homeland unsung hero in his own right	

- Read the purpose for reading from the board/chart paper:

Read to learn about nonmilitary people who supported the colonies during their war for independence.

- Have one student read The Big Question at the beginning of the chapter. Ensure students understand the meaning of The Big Question before reading the chapter.

In what different ways did individuals prove to be heroes of the American Revolution?

*Read “Heroes and Villains”*

**20 minutes**

Read the chapter aloud, as students follow along in their Readers. As you read, stop to read and discuss the corresponding guided reading supports. Guided reading supports in brackets are directional and not intended to be read aloud. All other phrases and sentences are intended to be read aloud verbatim. Whenever asking a guided reading support question, explicitly encourage students to refer to the text and reread prior to offering an answer.

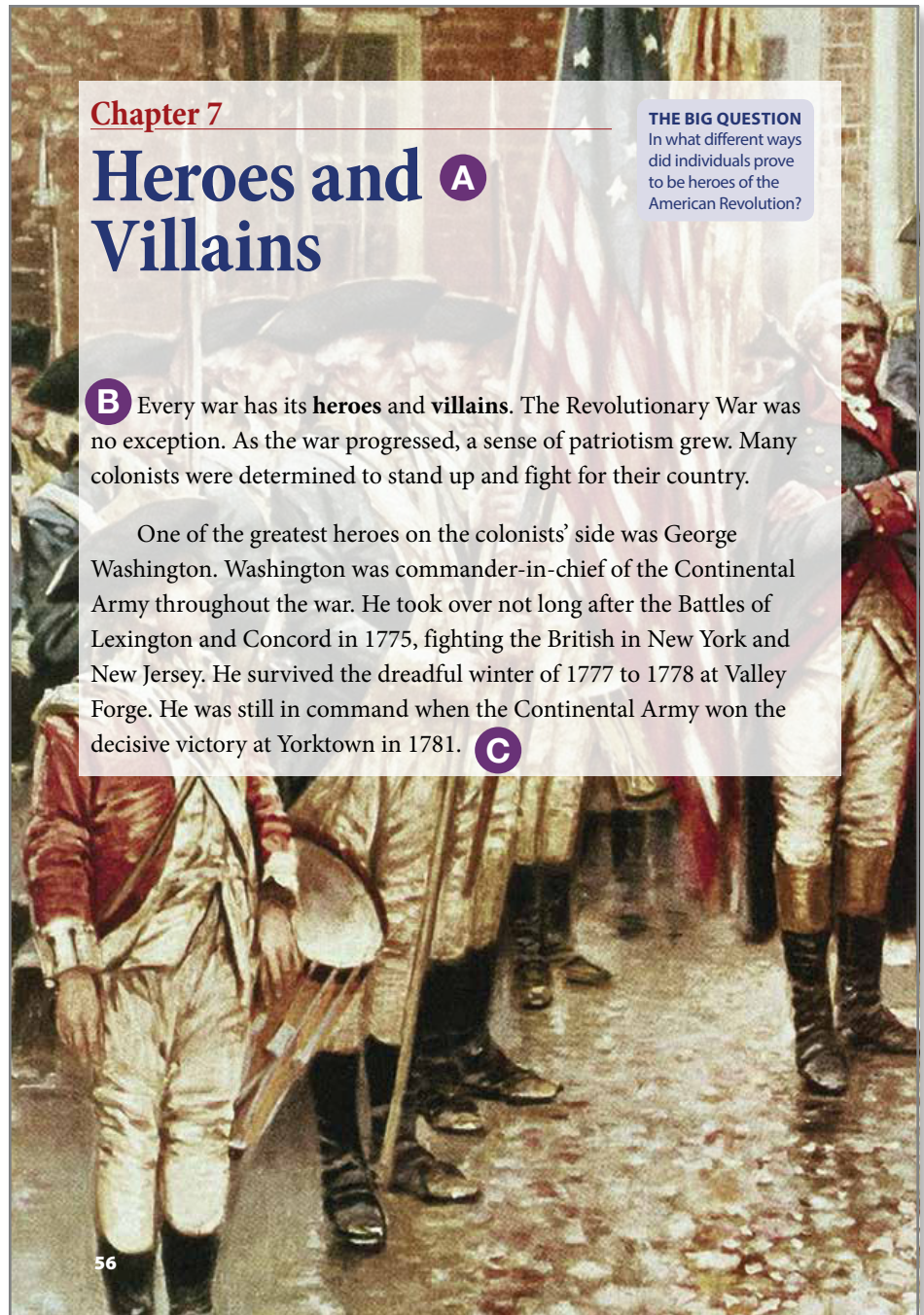
**A** [Have a student read the chapter title.]

[Remind students that a hero is a person who is greatly respected for bravery or good qualities, and a villain is the opposite of a hero; usually someone whose behavior is not respectable. Explain that the same person may be considered a hero by some and a villain by others, depending upon their perspective, or point of view. During the American Revolution, the colonists and the British may have differed in their opinions about who was a hero and who was a villain.]

**B** [Read page 56 aloud.]

**C** *Literal* What evidence does the text give that George Washington was one of the greatest heroes on the American side of the American Revolution?

» He was commander of the Continental Army throughout the war, enduring many battles and hardships along the way.



## Chapter 7

# Heroes and Villains **A**

**THE BIG QUESTION**  
In what different ways did individuals prove to be heroes of the American Revolution?

**B** Every war has its **heroes** and **villains**. The Revolutionary War was no exception. As the war progressed, a sense of patriotism grew. Many colonists were determined to stand up and fight for their country.


One of the greatest heroes on the colonists' side was George Washington. Washington was commander-in-chief of the Continental Army throughout the war. He took over not long after the Battles of Lexington and Concord in 1775, fighting the British in New York and New Jersey. He survived the dreadful winter of 1777 to 1778 at Valley Forge. He was still in command when the Continental Army won the decisive victory at Yorktown in 1781. **C**





Edward Percy Moran, *Washington's Farewell to His Officers*

57



Word	CK Code
Tadeusz Kościuszko	/to*dae*oes/ /kos*choos*koe/

- A** [Have a student read the heading at the top of page 58.]
- B** [Ask students if they have heard the expression *lend a helping hand* and explain that it means providing assistance to someone.]
- C** [Read page 58 aloud.]

## A Helping Hands B

C

There were also many heroes from other countries who came to support the colonists and help them gain independence from Britain. Kościuszko, from Poland, helped the Continental Army win the Battle of Saratoga. Von Steuben, the German, helped Washington transform untrained farmers into a disciplined, well-regulated army. The Marquis de Lafayette was the young Frenchman who was a major in the Continental Army and helped Washington win the Battle of Yorktown.



Tadeusz Kościuszko

Another hero was the Scottish sea captain John Paul Jones. Jones went to live in the colonies, and when war broke out he decided



John Paul Jones

to fight on the side of his adopted homeland. In 1779, his ship, *Bonhomme Richard*, became involved in a sea battle with the British ship *Serapis*. The *Bonhomme Richard* had 42 guns. The *Serapis* had 50 guns. For a while, the two ships floated right next to each other, blasting away. At one point, a British sailor shouted to Jones, asking him if he was ready to surrender.

“Surrender?” Jones shouted back. “I have not yet begun to fight!” In the end, it was the British captain who had to surrender. The story of the victory—along with Jones’s **defiant** reply—was printed in newspapers and John Paul Jones became a hero.

Nathan Hale, a schoolteacher from Connecticut, demonstrated his heroism in a different way. In 1776, he volunteered to help General Washington with a very dangerous mission. He agreed to sneak behind British lines in New York City and spy on the British army there. Unfortunately, Hale was captured and the British gave orders that he be hanged. However, before he died, according to legend, Hale uttered, “I only regret that I have but one life to lose for my country.”



Nathan Hale





**D Inferential** How does this image support the text?

- » Answers may vary, but may include that John Paul Jones is quoted in the text giving his famous reply to those aboard the *Serapis*, "Surrender? I have not yet begun to fight!"; the most prominent figure in the image is John Paul Jones, shown with his hand cupped as though shouting to the boat in the distance; the image helps the reader visualize the scene.

**Support** Which hero is shown in the image on page 59?

- » John Paul Jones

**A** [Read the heading and first paragraph on page 60 aloud.]

**B** *Inferential* What sentence in the first paragraph provides a clue to the meaning of the phrase *unsung hero*?

» *His name may be less recognizable today than some of the others, but he became a hero in his own right.*

**Support** An unsung hero is someone who may be less well-known for his or her heroism, and whose name is less familiar than other heroes who receive a great deal of attention and notoriety.

**C** [Read the remainder of page 60 aloud.]

**D** *Inferential* What do the three men introduced on this page have in common?

» All three helped the Continental Army win the war.

## **A** *Unsung Heroes*

Saul Matthews, an African **enlisted** in the Continental Army, served as a soldier in Virginia. His name may be less recognizable today than some of the others, but he became a hero in his own right. Matthews was a successful spy and provided key information about British troop positions. Colonel Josiah Parker commissioned Matthews to go on spying missions in British military camps. **B**

**C** Another unsung colonial hero, James Lafayette Armistead, was asked to become a servant to Lord Cornwallis to spy on him. At some point, Lord Cornwallis asked Armistead to become a spy. Armistead agreed, but what Cornwallis didn't know was that Armistead was secretly working for the colonial side. He passed along important information to the Continental Army and gave unimportant information to Lord Cornwallis.



Peter Salem, a freed slave, was one of the militiamen who fought in the Battles of Concord and Lexington. He also fought in the Battle of Bunker Hill. Salem went on to join the Fifth Massachusetts **Regiment** and served in the Continental Army for seven years. Few soldiers served for that length of time. He was considered to be a war hero. As a result, in 1882, a monument was erected in Framingham, Massachusetts, in his honor. **D**

**E** There were also many **heroines** during this time in American history. George Washington’s wife, Martha, played an important role in helping the Continental Army survive at Valley Forge. She helped make clothing for the soldiers and helped take care of the sick.

Abigail Adams, the wife of John Adams, raised their children and managed their farm, but she also housed and fed Continental soldiers. Mrs. Adams was known to write letters to her husband, one of the most important delegates in the Continental Congress. In these letters, Mrs. Adams advocated for women’s rights, especially with regard to educational opportunities. She also let him know that she was opposed to slavery.



Abigail Adams

At the time, most people believed that fighting in the army was strictly a job for men. Some women were allowed to serve in the army, performing duties such as nursing, cooking, searching for food, and even burying the dead. But women who tried to enlist were turned away. Some women, however, disguised themselves as men so they, too, could fight for their country.

Deborah Sampson, from Massachusetts, signed up for the army using the name Robert Shurtlief. Sampson served for a year and a half and fought in several **skirmishes**. In one of them, she was wounded. Two musket balls lodged in her thigh. Sampson removed one of the balls herself, but the other was buried too deep to be removed. Fortunately, her wound healed and she survived. After the war, Deborah Sampson was recognized by John Hancock for having shown “an extraordinary instance of female heroism.” **F**

**E** [Read page 61 aloud.]

**F Inferential** How does the text on this page suggest what the meaning of the word *heroine* is?

» The text describes great or brave actions by women during the American Revolution.

**Support** A heroine is a woman who is respected for bravery or good qualities.

**A** [Read page 62 aloud.]

**B** *Literal* Find evidence in the text to support the claim that Mum Bett was a heroine of the American Revolution.

» “Still others became heroes by simply standing up for what they believed.”

**A**

Another woman, Mary Draper, also fed and clothed Continental soldiers as they marched through her hometown. But she even went so far as to melt down the pewter dishes she owned so that the metal could be used to make bullets.

Still other women became heroes by simply standing up for what they believed. Historians have recorded the story of Mum Bett, an enslaved woman from Massachusetts. It seems Mum Bett may have heard her patriot master reading the Massachusetts State Constitution aloud. Bett thought about the words in that document, “All men are born free and equal.” She figured the words meant that she herself had a right to be equal, and even free.

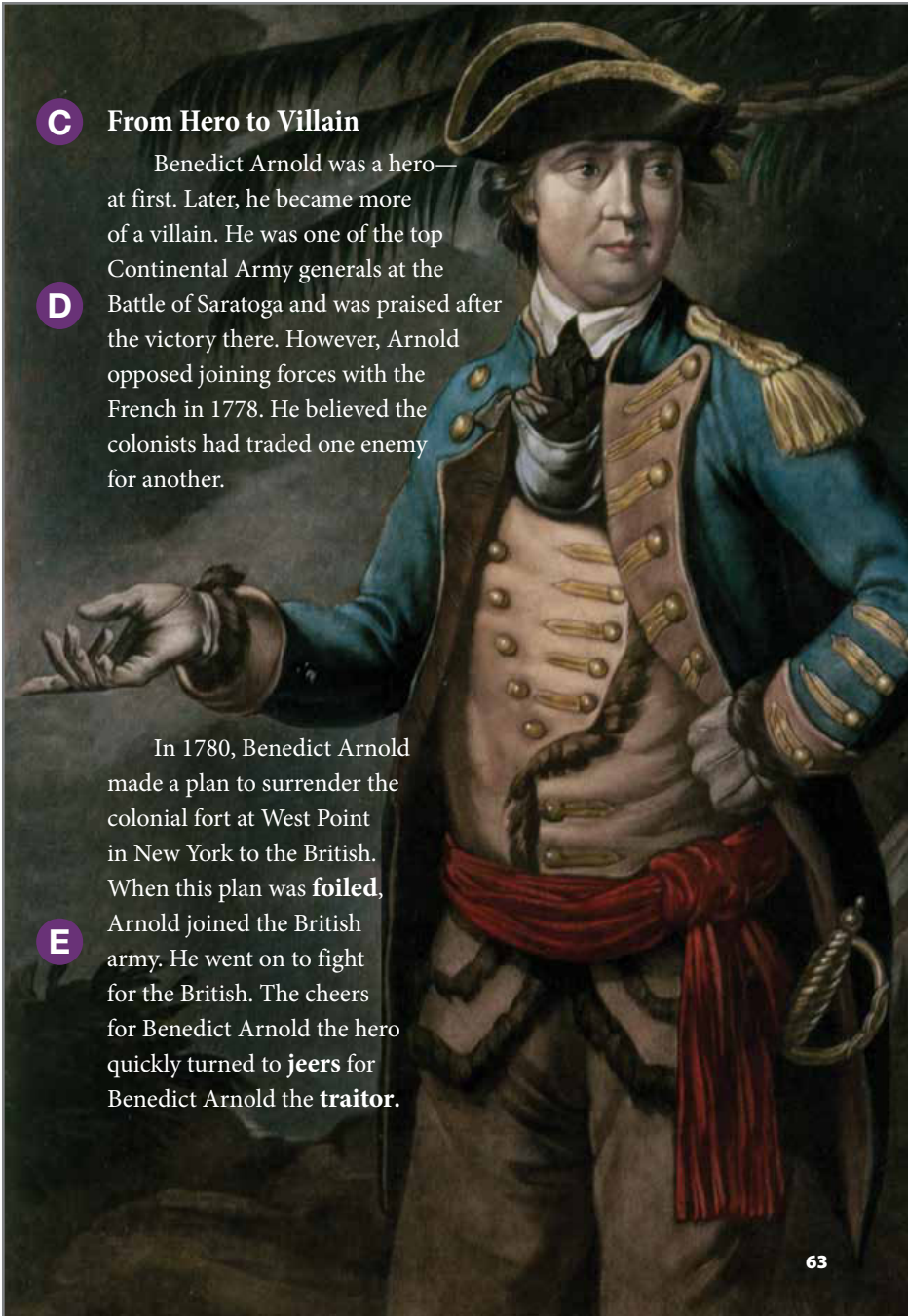
She found a lawyer who was opposed to slavery and convinced him to take her case. To the surprise of many, she won the lawsuit. In 1781, the Supreme Court of Massachusetts ruled that Mum Bett could no longer be held as a slave. She celebrated her victory by taking a new name, Elizabeth Freeman. Her case was one of many factors that helped lead to the end of slavery in Massachusetts.



Elizabeth Freeman

**B**





**C** **From Hero to Villain**

Benedict Arnold was a hero— at first. Later, he became more of a villain. He was one of the top Continental Army generals at the Battle of Saratoga and was praised after the victory there. However, Arnold opposed joining forces with the French in 1778. He believed the colonists had traded one enemy for another.

**D** “He was one of the top Continental Army generals at the Battle of Saratoga and was praised after the victory there.”

In 1780, Benedict Arnold made a plan to surrender the colonial fort at West Point in New York to the British. When this plan was **foiled**, Arnold joined the British army. He went on to fight for the British. The cheers for Benedict Arnold the hero quickly turned to **jeers** for Benedict Arnold the **traitor**.

**E** “Arnold joined the British army. He went on to fight for the British.”

**C** [Read page 63 aloud.]

**D** *Literal* Find evidence in the text to support the claim that Benedict Arnold was a hero in the American Revolution.

» “He was one of the top Continental Army generals at the Battle of Saratoga and was praised after the victory there.”

**E** *Literal* Find evidence in the text to support the claim that Benedict Arnold was a villain in the American Revolution.

» “Arnold joined the British army. He went on to fight for the British.”

**Support** Even today, more than 200 years later, we still use the name *Benedict Arnold* as a synonym for *traitor*.

## Note

Question 1 relates to the Big Question of the chapter.

### Discuss the Chapter and Wrap Up the Lesson

10 minutes

- Use the following question to discuss the chapter.

1. *Literal* In what different ways did individuals prove to be heroes of the Revolution? Cite examples from the text to support your answers.
  - » Some served as members of the army: Kościusko, von Steuben, Lafayette, John Paul Jones (p. 58); Peter Salem (p. 60); Deborah Sampson (a.k.a. Robert Shurtlief) (p. 61); Benedict Arnold (p. 63)
  - » Some served as spies: Nathan Hale (p. 58); Saul Matthews, James Lafayette Armistead (p. 60)
  - » Some supported troops by feeding, clothing, and housing the Continental Army: Martha Washington, Abigail Adams (p. 61); Mary Draper (p. 62)
  - » Others stood up for beliefs: Abigail Adams (rights for women and slaves) (p. 61); Mum Bett (freedom of slaves) (p. 62)

- Have students turn to Activity Page 12.2 and have them complete it for homework.

### Word Work: *Defiant*

5 minutes

1. In the chapter you read, “The story of the victory—along with Jones’s defiant reply—was printed in newspapers and John Paul Jones became a hero.”
2. Say the word *defiant* with me.
3. *Defiant* means refusing to obey.
4. My little brother was defiant when he dove into the swimming pool right after my mom asked him not to go back into the water.
5. What are some other examples of someone being defiant? Be sure to use the word *defiant* in your response. [Ask two or three students to use the target word in a sentence. If necessary, guide and/or rephrase students’ responses to make complete sentences: “\_\_\_\_\_ was defiant when . . .”]
6. What part of speech is the word *defiant*?
  - » adjective

[Use a *Making Choices* activity for follow-up.] I am going to read several sentences. If the person described in the sentence is defiant, say “S/he’s defiant.” If the person described is not defiant, say “S/he’s not defiant.”

1. Caroline ate two more cookies after her dad told her to put the box of cookies away.  
» She's defiant.
2. Jamez sat quietly waiting for the show to begin, just as his teacher had instructed.  
» He's not defiant.
3. The puppy continued to jump on the furniture despite repeated attempts to teach him not to.  
» He's defiant.
4. Figaro shouted at the top of his lungs, "I refuse to go to bed no matter what you say!"  
» He's defiant.
5. Carmen leaned back in the dental chair and opened her mouth so that the dentist could examine her teeth.  
» She's not defiant.

## WRITING

45 minutes

### Draft Body Paragraphs

#### Review

5 minutes

- Remind students that in the last writing lesson they drafted the first body paragraph for their cause and effect essay.
- Have students turn to the sections on Activity Pages 7.3 and 8.3 where they responded to writing prompts. Remind them of the procedure you modeled for them in the previous lesson.
  - Check to ensure all necessary information listed in the “Exemplary” column of the “Body” section of the rubric is included. If not, add necessary information to the draft.
  - Check to ensure that at least five or six vocabulary words from the word bank on the planning pages for each paragraph (Activity Pages 7.3, 8.3) are included.
  - Add transition words where appropriate.
  - Copy the writing prompt response onto paper.

#### Draft Body Paragraphs

40 minutes

- Have students follow the same process to review and revise the remaining body paragraphs. Remind students to use the rubric on Activity Page SR.2 and the word banks on the planning activity pages (Activity Pages 7.3 and 8.3) as they write their paragraphs.

### Materials

- Activity Pages 7.3, 8.3, SR.2

- Remind students to check that the information in their paragraphs is in sequential order.

**Support** Work with students in a small group who need help comparing their writing prompt responses to the rubric. Help students identify information they have included by placing a check mark on the rubric and circling information on the rubric they need to go back and include.

### *Wrap Up*

- Collect finished body paragraphs to review and monitor student progress.

**Feedback** Written feedback may include the following:

- » You have correctly sequenced the causes and effects in each body paragraph.
- » I see that you have included some causes and effects in one paragraph but not all. Go back to the rubric—which one(s) are you missing in your paragraph? Add those to the paragraph.
- » You have included important vocabulary to support the information in your paragraph.

### **Materials**

- Activity Page 12.2

## **TAKE-HOME MATERIAL**

### **Reading**

- Have students take home Activity Page 12.2 to complete for homework.

# Lesson 13

## Unit 6: American Revolution

LESSON AT A GLANCE	TIME	MATERIALS
<b>Reading</b>		
Whole Group: Chapter 8 “The Legend of Sleepy Hollow”	40 min.	Answer Key for Activity Page 12.2; Activity Pages 12.2, 13.1; <i>The Road to Independence</i>
Word Work: <i>Dread</i>	5 min.	
<b>Writing</b>		
Draft a Concluding Paragraph	45 min.	introductory paragraph drafts; Activity Page SR.2
<b>Take-Home Material</b>		
Reading	*	Activity Page 13.2

### Primary Focus of Lessons

**Reading:** By the end of this lesson, students will be able to explain the mysterious disappearance of the main character, Ichabod Crane, in “The Legend of Sleepy Hollow.”

**Writing:** By the end of this lesson, students will be able to draft a concluding paragraph for a cause and effect essay.

### ADVANCE PREPARATION

#### Reading

- Write the purpose for reading on the board/chart paper. Alternatively, you may access a digital version of this and The Big Question in the digital components for this unit.

Read to learn why the local people believe a headless horseman haunts the village of Sleepy Hollow.



## Materials

- Answer Key for Activity Page 12.2
- Activity Pages 12.2, 13.1
- *The Road to Independence*

## READING

45 minutes

### Whole Group: Chapter 8 “The Legend of Sleepy Hollow”

40 minutes

#### Review

5 minutes

- Using the Answer Key at the back of this Teacher Guide, review student responses to Activity Page 12.2, which was assigned for homework.

#### Introduce the Chapter

5 minutes

- Tell students they will read Chapter 8, “The Legend of Sleepy Hollow” (Adapted from the story by Washington Irving).
- Explain that Washington Irving was an American author who lived and wrote during the years following the American Revolution. He wrote many well-known short stories set during this time period and is considered one of the first authors of American literature. “The Legend of Sleepy Hollow” was first published in 1820 as part of a collection of stories, nearly 40 years after the American Revolution.
- Point out that this story was adapted from one of Irving’s short stories. Explain that, when a story is adapted, it is changed in some way to make it more suitable for a particular audience. In this case, some of the language has been simplified for modern-day students.
- Explain that this story is a literary text. Remind students that literary texts include elements such as characters, setting, plot, and dialogue. The short story genre of literature is similar to other fiction stories, but generally focuses on one event or theme, has fewer characters, and is shorter than a novel.
- Have students turn to the table of contents, locate the chapter, and then turn to the first page of the chapter.
- Preview the core vocabulary words before reading the chapter.
- Begin by telling students the first vocabulary word they will encounter in this chapter is *bewitching*.
- Have them find the word on page 64 of the Reader. Explain that each word is bolded the first time it appears in the chapter.
- Explain that the glossary contains definitions of all the vocabulary words in this Reader. Have students refer to the glossary at the back of the Reader, locate *bewitching*, and then have a student read the definition.
- Explain the following:
  - The part of speech follows each word in an abbreviated format as follows: noun–*n.*; verb–*v.*; adjective–*adj.*; adverb–*adv.*
  - Alternate forms of the word appearing in the chapter may follow the definition. They may be a different part of speech than the original word.

- Have students reference Activity Page 13.1 while you read each word and its meaning noting that:
  - The page number (for the first occurrence of the word in the chapter) appears in bold print after the definition.
  - Words are listed in the order in which they appear in the chapter.

1. **bewitching, *adj.*** charming, captivating, or enchanting (64)
2. **abound, *v.*** to be present in large quantities (**abounds**) (64)
3. **switch, *n.*** a thin stick that bends easily, often used as a whip (64)
4. **dread, *v.*** to look ahead to the future with great fear (66)
5. **laden, *adj.*** heavily loaded; carrying large amounts (66)
6. **suitor, *n.*** a man interested in marrying a certain woman (66)
7. **formidable, *adj.*** extremely powerful; worthy of respect (66)
8. **burly, *adj.*** strong and heavy (66)
9. **woo, *v.*** to try to get someone to love you (**wooing**) (67)
10. **splendor, *n.*** extreme, awe-inspiring beauty (67)

**Vocabulary Chart for Chapter 8 “The Legend of Sleepy Hollow”**

<b>Vocabulary Type</b>	<b>Tier 3 Domain-Specific Words</b>	<b>Tier 2 General Academic Words</b>
<b>Core Vocabulary</b>	switch suitor woo	bewitching abound dread laden formidable burly splendor
<b>Spanish Cognates for Core Vocabulary</b>		formidable splendor
<b>Multiple-Meaning Core Vocabulary Words</b>	switch	
<b>Sayings and Phrases</b>	out-of-the-way found favor in [someone’s] eyes fruits of his labor win the affections gave up the chase on the high road to success rained kicks upon spirited away	

- Read the purpose for reading from the board/chart paper:

Read to learn why the local people believe a headless horseman haunts the village of Sleepy Hollow.

- Have one student read The Big Question at the beginning of the chapter. Ensure students understand the meaning of The Big Question before reading the chapter.

Why do people believe a headless horseman haunts the village of Sleepy Hollow?

*Read "The Legend of Sleepy Hollow"*

25 minutes

Guided reading supports in brackets are intended to guide you in facilitating discussion and should not be read verbatim to students. Guided reading supports not in brackets should be read aloud verbatim.

**A** [Have a student read the first paragraph on page 64 aloud.]

**B Support** This paragraph provides information about the setting of the story. What do we learn about the setting of the story in this paragraph?

» The setting is Sleepy Hollow, a small valley near the Hudson River, near New York City.

**Support** [Remind students they read about the Hudson River in Chapter 5, “It’s War!” Have students turn to the map on page 92 of the Reader to locate the Hudson River on the map of New York.]

**C Inferential** The reference to a Hessian soldier and the Revolutionary War in this paragraph tells us about the time period in which the story is set. When can we infer that this story is set?

» sometime shortly after the Revolutionary War

**Support** [Remind students they read about the Hessian soldiers (soldiers hired to help the British) in Chapter 5, so the reference to a Hessian soldier suggests the story is set around the same time as the American Revolution.]

**D Inferential** The verb *abound* means *to be present in large quantities*. What do you think it means that *the valley abounds with local tales, haunted spots, and twilight superstitions*?

» Answers may vary, but should reference the text which suggests that people tell lots of stories about haunted places and scary, unusual things that happen there at night.

**E Evaluative** Summarize in your own words the superstition, or story, that dominated the area.

» Answers may vary, but should reference the text which explains that the valley is thought to be haunted by the ghost of a soldier who lost his head in the Revolutionary War; the ghost rides on horseback to the scene of the battle every night looking for his head, and returns to the cemetery before morning.

**F** [Have a student read the last two paragraphs on page 64 aloud.]

**G Challenge** What does this sentence mean: *His name was well-suited to him*?

» A crane is a bird with very long legs and a long

## Chapter 8

# The Legend of Sleepy Hollow

(Adapted from the story by Washington Irving)

**THE BIG QUESTION**  
Why do people believe a headless horseman haunts the village of Sleepy Hollow?

**A** Not far from the eastern shore of the Hudson River is a little valley known as Sleepy Hollow. A drowsy, dreamy atmosphere hangs over the valley, as if it were under the sway of some **bewitching** power.

**B** The valley **abounds** with local tales, haunted spots, and twilight superstitions. But the dominant spirit that haunts the region is the sight of a ghostly figure on horseback without a head. It is said to be the spirit of a Hessian soldier, whose head was carried away by a cannonball during the Revolutionary War. The ghost is said to ride out nightly to the scene of the battle in search of his head, and to return to the churchyard before daybreak. **E**

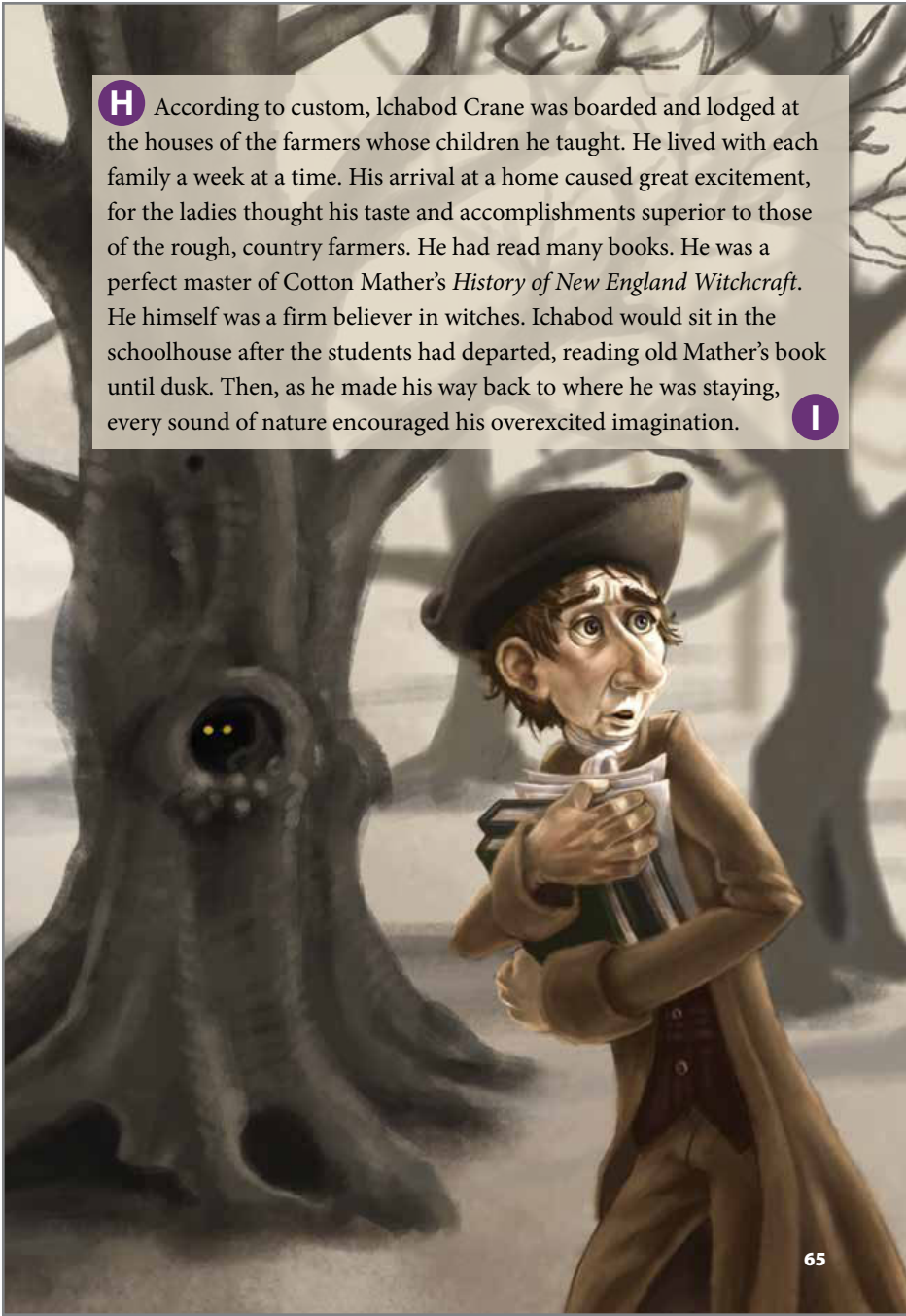
**F** In this out-of-the-way place there lived a teacher by the name of Ichabod Crane. His name was well-suited to him. He was tall and very lanky, with narrow shoulders, long arms and legs, and hands that dangled a mile out of his sleeves. He had huge ears, large green eyes, and a long nose. To see him striding along on a windy day, with his clothes fluttering about him, one might have mistaken him for a scarecrow. **G**

From his schoolhouse, his pupils could be heard reciting their lessons. They were occasionally interrupted by the voice of the master or by the sound of his **switch**.

64



**H** According to custom, Ichabod Crane was boarded and lodged at the houses of the farmers whose children he taught. He lived with each family a week at a time. His arrival at a home caused great excitement, for the ladies thought his taste and accomplishments superior to those of the rough, country farmers. He had read many books. He was a perfect master of Cotton Mather's *History of New England Witchcraft*. He himself was a firm believer in witches. Ichabod would sit in the schoolhouse after the students had departed, reading old Mather's book until dusk. Then, as he made his way back to where he was staying, every sound of nature encouraged his overexcited imagination. **I**



beak. Ichabod Crane, who is described as being tall and lanky, with long legs and a long nose, resembles a crane.

**Support** These paragraphs give us a lot of information about the main character of the story. What do we learn about Ichabod Crane in these paragraphs?

- » He is a schoolteacher; he is tall, lanky, with narrow shoulders, long arms and legs, huge ears, green eyes, and a long nose.

**H** [Have a student read page 65 aloud.]

**I** *Inferential* This paragraph says, *as he made his way back to where he was staying, every sound of nature encouraged his overexcited imagination.* Why was Ichabod Crane afraid? Cite examples from the text to support your answer.

- » Answers may vary, but should reference the text including that he stays late at the schoolhouse reading about witchcraft; his belief in witches; and his knowledge of the stories about ghosts in the valley.

**A** [Read page 66 aloud.]

**B** *Evaluative* The first paragraph says: *The cost of the pleasure in all this was the terror of his walk home.* What does *the cost of the pleasure* mean, and what does it refer to?

» Ichabod likes to listen to the ladies' stories about ghosts and goblins—and of the headless horseman. (the pleasure) However, even though it is pleasurable to hear the stories, they are frightening and activate his imagination as he walks home late at night in the dark. (the cost)

**C** *Support* The idiom *to be in favor in someone's eyes* means to be desirable or preferred by them. Katrina *found favor in Ichabod's eyes* means that Ichabod liked Katrina.

**D** *Support* *Vast inheritance* means that Katrina could gain a great deal of money and land when her father, the farmer, dies.

**E** *Inferential* Why is Brom Bones a formidable suitor? Cite evidence from the text.

» Answers may vary, but may include he is a local hero; he is burly, or strong and heavy, and young; he is well-known for his horsemanship; and he is the neighborhood prankster.

**F** *Support* [Have a student reread the last sentence of the last paragraph aloud.] *Whenever a crazy prank occurred in the neighborhood, people whispered that Brom Bones must be at the bottom of it.* What does this sentence mean?

» He is responsible for a lot of strange things that happen in the neighborhood.

**A**

He loved to pass long winter evenings with the farmers' wives as they sat spinning by the fire. He listened with interest to their tales of ghosts and goblins—and of the headless horseman. But the cost of the pleasure in all this was the terror of his walk home. What fearful shapes

and shadows jumped across his path! How often did he

**dread** to look over his shoulder, for fear of catching a glimpse of some ghostly being close behind him!



Katrina Van Tassel, the only child of a rich farmer, found favor in Ichabod's eyes—not merely for her beauty

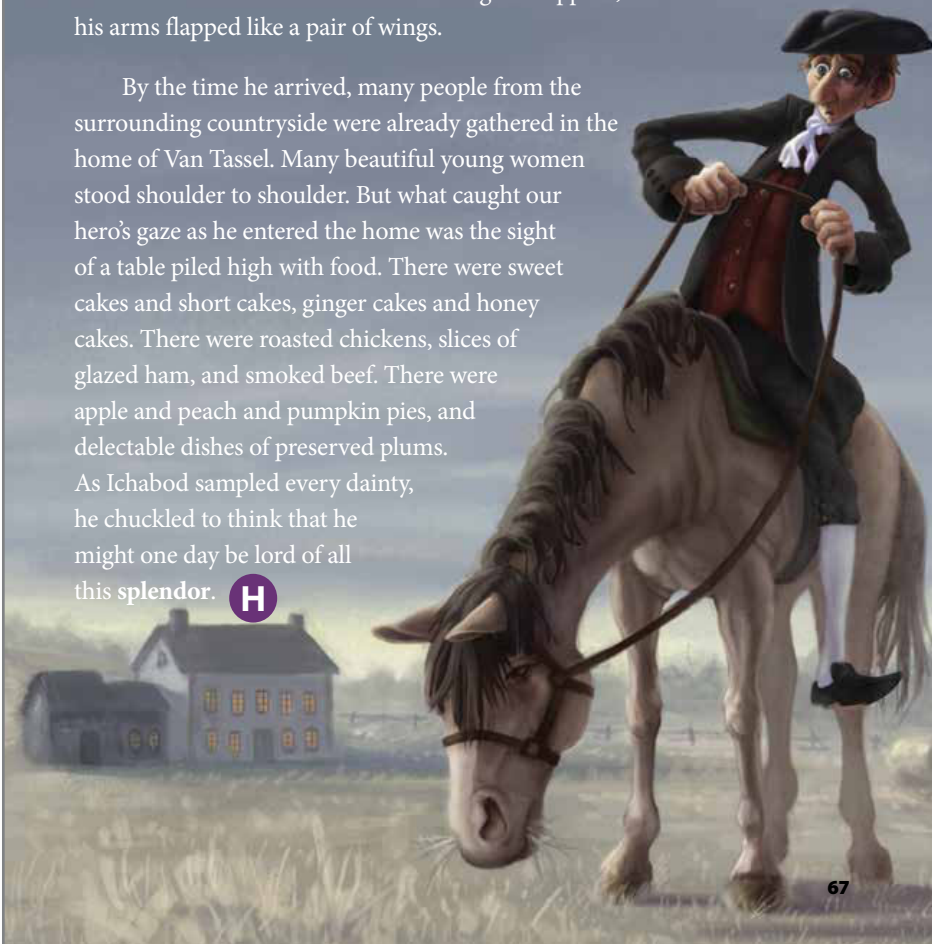
but for her vast inheritance. Her father was a thriving farmer, and his barn was filled with the fruits of his labor. Sleek porkers grunted in their pens. Regiments of turkeys went gobbling through the farmyard. The teacher's mouth watered as he pictured every pig roasted with an apple in its mouth and every turkey wearing a necklace of savory sausages. As he cast his eyes upon the trees **laden** with fruit, and considered the obvious wealth that surrounded him, he became determined to win the affections of the farmer's daughter.

However, he was not the only **suitor**. The most **formidable** of all was a local hero known as Brom Bones. He was a **burly** young fellow, famous for his horsemanship and always ready for a fight or some fun. Whenever a crazy prank occurred in the neighborhood, people whispered that Brom Bones must be at the bottom of it.

**G** When Brom Bones began **wooing** Katrina, most other suitors gave up the chase. But Ichabod Crane continued to hope he might convince Katrina to marry him. He was therefore delighted when he received an invitation to attend a party at Van Tassel's home. When the day arrived, he dismissed his pupils an hour early. He brushed his old black suit and fussed over his appearance. He borrowed a horse so that he could arrive gallantly mounted. The horse was gaunt and old. His mane was knotted with burrs and he was blind in one eye. Ichabod was a suitable figure for such a steed. His elbows stuck out like a grasshopper's, and as he rode his arms flapped like a pair of wings.

By the time he arrived, many people from the surrounding countryside were already gathered in the home of Van Tassel. Many beautiful young women stood shoulder to shoulder. But what caught our hero's gaze as he entered the home was the sight of a table piled high with food. There were sweet cakes and short cakes, ginger cakes and honey cakes. There were roasted chickens, slices of glazed ham, and smoked beef. There were apple and peach and pumpkin pies, and delectable dishes of preserved plums. As Ichabod sampled every dainty, he chuckled to think that he might one day be lord of all this **splendor**.

**H**



**G** [Read page 67 aloud.]

**H Inferential** What does it mean that Ichabod thought he might *one day be lord of all this splendor*?

» He hopes to marry Katrina and own all of the nice things that Katrina's family has.

**Support** *Splendor* means extreme, awe-inspiring beauty. *Lord* was a vocabulary word in the *Middle Ages* unit, meaning a man in the upper class (of the feudal society) who ruled over a large area of land.

**A** [Have students read page 68 silently.]

**B** *Evaluative* Summarize in your own words what happens in the first paragraph.

- » Ichabod dances with Katrina while Brom Bones sits in the corner, brooding about the two of them dancing. Ichabod thinks he has surely won Katrina's affections and stays behind to talk to her as the party breaks up. However, the talk doesn't go well, making it seem as though Katrina does not think Ichabod is the right suitor for her. Ichabod leaves, sad about what has happened, and rides off into the night.

**Support** *Brooding* means to be serious and sad. Who was upset?

- » Brom Bones

To be *on the high road to success* means his plan was working. Who thought his plan was working?

- » Ichabod Crane

What was his plan?

- » to get Katrina to fall in love with him

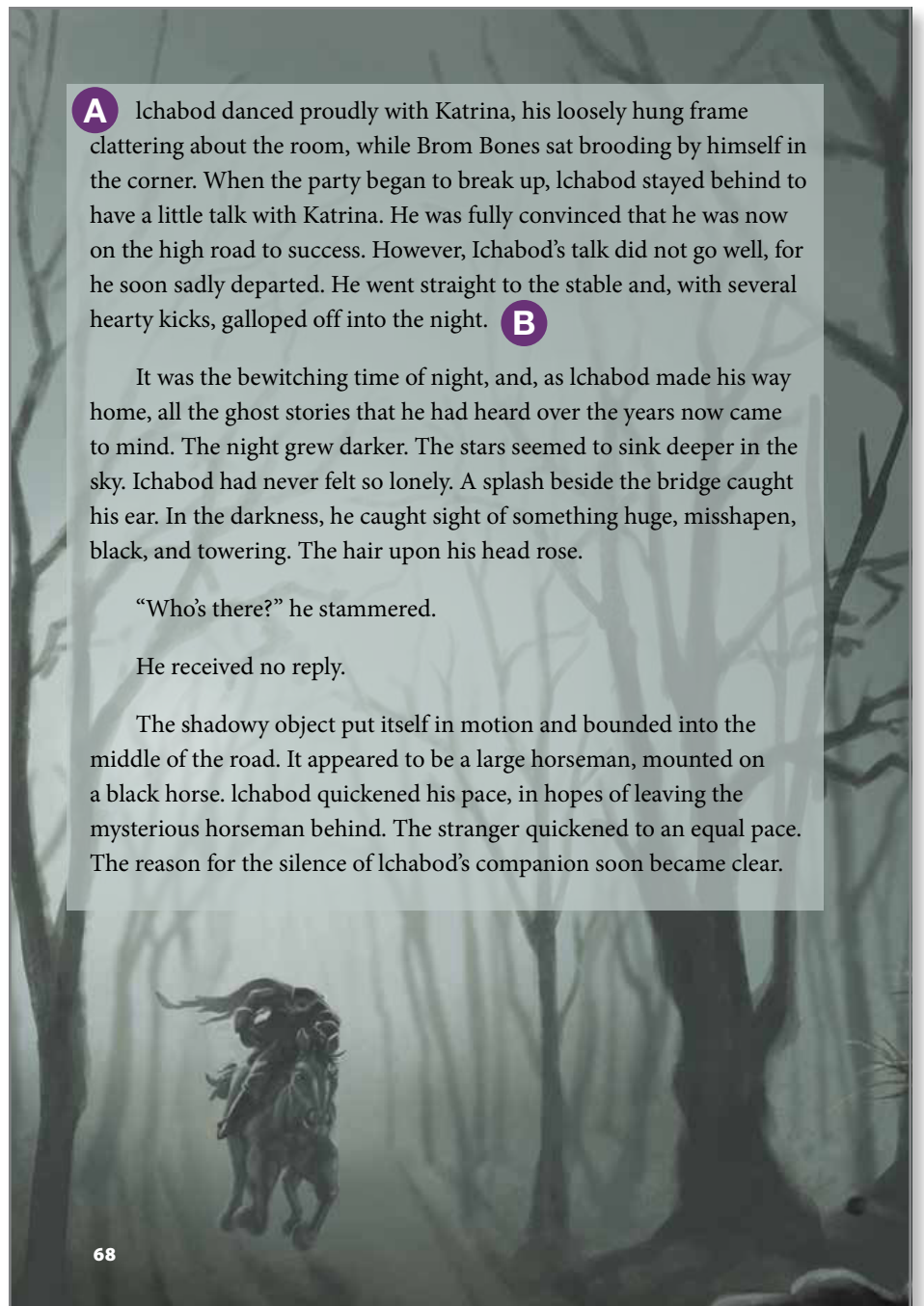
**A** Ichabod danced proudly with Katrina, his loosely hung frame clattering about the room, while Brom Bones sat brooding by himself in the corner. When the party began to break up, Ichabod stayed behind to have a little talk with Katrina. He was fully convinced that he was now on the high road to success. However, Ichabod's talk did not go well, for he soon sadly departed. He went straight to the stable and, with several hearty kicks, galloped off into the night. **B**

It was the bewitching time of night, and, as Ichabod made his way home, all the ghost stories that he had heard over the years now came to mind. The night grew darker. The stars seemed to sink deeper in the sky. Ichabod had never felt so lonely. A splash beside the bridge caught his ear. In the darkness, he caught sight of something huge, misshapen, black, and towering. The hair upon his head rose.

"Who's there?" he stammered.

He received no reply.

The shadowy object put itself in motion and bounded into the middle of the road. It appeared to be a large horseman, mounted on a black horse. Ichabod quickened his pace, in hopes of leaving the mysterious horseman behind. The stranger quickened to an equal pace. The reason for the silence of Ichabod's companion soon became clear.





**C**

For upon seeing his fellow traveler, gigantic in height, and muffled in a cloak, Ichabod was horror-struck to notice that he was headless. The figure carried his head before him on his saddle. In terror, Ichabod rained kicks upon his horse. The spirit followed close behind. Away the two dashed, stones flying.


Ichabod cast a fearful look behind to see if he had escaped the other horseman. Instead, he saw the horseman rising up in his stirrups, preparing to hurl his head at Ichabod. Ichabod tried to dodge the horrible missile, but he was too late. It hit his own head with a tremendous crash. He tumbled into the dust, as the rider passed by like a whirlwind. **D**



**C** [Have students read page 69 silently.]

**D** *Evaluative* Summarize in your own words what happens after Ichabod Crane leaves the party.

- » It is dark outside and Ichabod gets scared as he begins to think about the scary stories he's heard; he sees something behind him and thinks it is the headless horseman he's heard about; he tries to make his horse go faster, but the figure follows close behind him. The headless horseman throws his head at Ichabod, hitting him in the head. Ichabod falls off his horse as the headless horseman rides off.





**A** The next morning Ichabod's old horse was found grazing near the home where Ichabod had been staying. The pupils assembled at the schoolhouse, but no schoolmaster arrived. By the riverbank they found the hat of poor Ichabod and, close beside it, a shattered pumpkin. **B**

There was much gossip and speculation about the disappearance of Ichabod Crane. Some said he had been carried off by the headless horseman. Others said that he had simply left in humiliation because he did not convince Katrina to be his wife. Shortly after Ichabod's disappearance, Brom Bones triumphantly married Katrina. Whenever the story of Ichabod was told, Bones looked exceedingly knowing. The old country wives, however, maintain to this day that Ichabod was spirited away. It is said that one may still hear his voice humming a tune among the solitude of Sleepy Hollow. **C**  
**D**

### About the Author

Washington Irving, the author of "The Legend of Sleepy Hollow," was one of the first American writers to attract attention in Europe. He is perhaps best known as a writer of short stories. However, he wrote an extensive biography of George Washington, and he served as a U.S. ambassador to Spain.



Washington Irving (1783–1859)

71

**A** [Have students read page 71 silently and look at the image on page 70.]

**B** *Inferential* Why was there a shattered pumpkin by the riverbank?

» Answers may vary, but prompt students to recognize and identify that the so-called headless horseman's "head" might really be a pumpkin he throws at Ichabod.

**C** *Literal* What are some examples of the "gossip and speculation" about what happens to Ichabod Crane?

» He is carried off by the headless horseman; he leaves because he is embarrassed that Katrina doesn't want to be his wife; he is taken by spirits, or ghosts.

**D** *Inferential* Who does the ending imply knows what happens to Ichabod Crane?

» Brom Bones

### Discuss the Chapter and Wrap Up the Lesson

5 minutes

#### Note

Question 1 relates to The Big Question of the chapter.

- Use the following questions to discuss the chapter.

1. **Inferential** Why do people believe a headless horseman haunts the village of Sleepy Hollow?

» Answers may vary, but may include that the area abounds with tales, haunted spots, and superstitions; the story written by Washington Irving helps support these beliefs.

2. **Inferential** What do you think happens to Ichabod Crane?

» Answers may vary, but should cite evidence/support from the text including that the figure may be Brom Bones dressed as a “headless horseman” to scare Ichabod Crane; it works because Ichabod runs away scared so Brom could marry Katrina.

**Support** Why does Brom Bones look exceedingly knowing whenever the story of Ichabod Crane’s disappearance is told?

» Prompt students to discuss whether Brom Bones might play a role in Ichabod Crane’s disappearance.

**Support** Why would Brom Bones want to scare Ichabod Crane?

» to get Ichabod Crane to leave town so he could marry Katrina

3. **Inferential** What clues help you infer that Brom Bones might be involved in Ichabod Crane’s disappearance?

» Answers may vary, but should cite evidence/support from the text including that he is a good horseman, the neighborhood prankster, and a formidable suitor; and he looks exceedingly knowing whenever the story comes up.

- Tell students they will take home Activity Page 13.2 to read and complete for homework.

### Word Work: *Dread*

5 minutes

1. In the chapter you read, “How often did [Ichabod] dread to look over his shoulder, for fear of catching glimpse of some ghostly being close behind him!”

2. Say the word *dread* with me.

3. *Dread* means to look ahead to the future with great fear.

4. My cat dreads when we give her a bath because she is afraid of water.

5. What are some other examples of things people might dread? Be sure to use the word *dread* in your response. [Ask two or three students to use the target word in a sentence. If necessary, guide and/or rephrase students’ responses to make complete sentences: “\_\_\_\_\_ might dread \_\_\_\_\_ because . . .”]

6. What part of speech is the word *dread*?

» verb

[Use a *Sharing* activity for follow-up.] Turn to the person sitting next to you and share about something you dread, or an example of something someone you know dreads. Be sure to use the word *dread* in your discussion.

## WRITING

45 minutes

### Draft a Concluding Paragraph

#### *Introduce a Concluding Paragraph*

10 minutes

- Remind students of the structure of their cause and effect essay about the Revolutionary War. They have already drafted an introductory paragraph and three body paragraphs. Tell them they will work in the planning and drafting stages of the writing process to compose a concluding paragraph today.
- Direct students' attention to the "Conclusion" row of the rubric on Activity Page SR.2.
- Explain that the purpose of the concluding paragraph is to summarize the essay's content in a clear, concise way. The conclusion should not raise any new questions, but should restate the main idea and recap the content of the essay.
- Remind students the main idea of the cause and effect essay is contained in the introductory paragraph. The main idea of the essay is that multiple causes and effects led to the American Revolution.
- Have a student paraphrase the main idea and write it on the board/chart paper.

The American Revolution resulted from multiple disagreements between Great Britain and the colonists that lasted over the course of many years.

#### *Model Drafting a Concluding Paragraph*

10 minutes

- Tell students they will draft a concluding paragraph for their essay today.
- Remind students that their body paragraphs address the multiple causes and effects leading to the American Revolution.
- Tell students you will first model how to write a concluding paragraph. Write your sentences on the board/chart paper as you model.

The American Revolution was caused by many things.

- Follow the opening sentence with a sentence or two that summarizes the body paragraphs.

### Materials

- introductory paragraph drafts
- Activity Page SR.2

Great Britain owed a lot of money following the French and Indian War and taxed the colonists to help pay their debts. The British government passed the Stamp Act, forcing the colonists to pay a tax when they purchased paper products. Angered by this new tax, the colonists protested and Great Britain repealed the Stamp Act.

- Tell students that effective concluding paragraphs often end with a sentence that makes a significant statement and wraps up the essay.
- Tell students you will write one last sentence for your concluding paragraph.

But, the colonists were not satisfied and decided to declare independence from Great Britain—even if it meant going to war.

- Ask students what significant statement you used in your concluding paragraph.
  - *even if it meant going to war*
- Tell students that sometimes writers must revise the introductory paragraph—and even the body paragraphs in an essay—after they write the conclusion. Students will have the opportunity to revise and edit their cause and effect essay after drafting the concluding paragraph.

#### *Draft a Concluding Paragraph*

**20 minutes**

- Have students draft the concluding paragraph for their cause and effect essay, following the format you modeled for them.
- Circulate and check in with students to offer guidance and support as needed.

#### *Wrap Up*

**5 minutes**

- Have partners share their concluding paragraphs, listening to ensure the essay's contents are summarized in a clear and concise manner.
- Collect completed drafts to review and monitor student progress.

**Feedback** Written feedback may address:

- » Inclusion of necessary content
- » Chronological ordering of events
- » Incorporation of vocabulary from word bank

### Materials

- Activity Page 13.2

## TAKE-HOME MATERIAL

### Reading

- Have students take home Activity Page 13.2 to complete for homework.

# Lesson 14

## Unit 6: American Revolution

LESSON AT A GLANCE	TIME	MATERIALS
<b>Reading</b> Partner: Chapter 8 "The Legend of Sleepy Hollow" Word Work: <i>Formidable</i>	40 min. 5 min.	<i>The Road to Independence</i> ; Activity Page 14.1
<b>Grammar</b> Introduce Modal Auxiliary Verbs	15 min.	Modal Auxiliary Verbs Poster; Activity Page 14.2
<b>Morphology</b> Practice Suffixes <i>-able</i> and <i>-ible</i>	15 min.	Activity Page 14.3
<b>Spelling</b> Practice Spelling Words	15 min.	Activity Pages 14.4, SR.1
<b>Take-Home Material</b> Grammar	*	Activity Page 14.2

### Primary Focus of Lessons

**Reading:** By the end of this lesson, students will be able to identify literary elements and devices used in "The Legend of Sleepy Hollow," including characters, setting, and theme.

**Grammar:** By the end of this lesson, students will be able to use modal auxiliary verbs to convey ability and possibility.

**Morphology:** By the end of this lesson, students will have gained additional practice distinguishing between root words and words with the suffix *-able* or *-ible*, and use those words correctly in sentences.

**Spelling:** By the end of this lesson, students will have gained additional practice spelling targeted words.



## ADVANCE PREPARATION

### Reading

- Write the purpose for reading on the board/chart paper. Alternatively, you may access a digital version of this and The Big Question in the digital components for this unit.

Read independently to gain a deeper understanding of the classic short story, “The Legend of Sleepy Hollow,” and identify literary devices, such as simile, metaphor, and hyperbole.

- Collect Activity Page 13.2 to review and grade.

### Grammar

- Prepare the Modal Auxiliary Verbs Poster on the board/chart paper and display for the remainder of this unit. Alternatively, you may access a digital version in the digital components for this unit.

#### Modal Auxiliary Verbs


##### A modal auxiliary verb:

- is a helping verb and cannot stand alone
- never changes form—you do not need to add –s for the third person singular subject
- is followed by a verb which also does not change in form  
She **can speak** French.  
It **will rain** tomorrow.

#### Modal Auxiliary Verbs Used to Express Ability

Present		Past	
can	I <b>can</b> read long chapter books.	could	I <b>could</b> read three years ago.
cannot/can't	I <b>can't</b> speak German.	could not/couldn't	Last summer, I <b>couldn't</b> swim.

#### Modal Auxiliary Verbs Used to Express Possibility

<b>High Possibility</b>  <b>Impossibility</b>	will	It <b>will</b> rain tomorrow.
	may	It <b>may</b> rain tomorrow.
	might	It <b>might</b> rain tomorrow.
	will not/won't	It <b>won't</b> rain tomorrow.

### Morphology

- Write the following words on the board/chart paper: *visible, accessible, collectible, portable, comfortable, predictable, enjoyable*

## READING

45 minutes

### Partner: Chapter 8 “The Legend of Sleepy Hollow”

40 minutes

#### Review the Chapter

5 minutes

- Tell students they will reread Chapter 8, “The Legend of Sleepy Hollow.”
- Have students turn to the table of contents, locate the chapter, and then turn to the first page of the chapter.
- You may wish to review the following vocabulary words before you reread the chapter:

1. **bewitching, *adj.*** charming, captivating, or enchanting (64)
2. **abound, *v.*** to be present in large quantities (**abounds**) (64)
3. **switch, *n.*** a thin stick that bends easily, often used as a whip (64)
4. **dread, *v.*** to look ahead to the future with great fear (66)
5. **laden, *adj.*** heavily loaded; carrying large amounts (66)
6. **suitor, *n.*** a man interested in marrying a certain woman (66)
7. **formidable, *adj.*** extremely powerful; worthy of respect (66)
8. **burly, *adj.*** strong and heavy (66)
9. **woo, *v.*** to try to get someone to love you (**wooing**) (67)
10. **splendor, *n.*** extreme, awe-inspiring beauty (67)

- Remind students they can look up a word in the glossary if they forget its meaning.
- Read the purpose for reading from the board/chart paper:

Read independently to gain a deeper understanding of the classic short story, “The Legend of Sleepy Hollow,” and identify literary devices, such as simile, metaphor, and hyperbole.

- Have one student read The Big Question at the beginning of the chapter. Ensure students understand the meaning of The Big Question before reading the chapter.

Why do people believe a headless horseman haunts the village of Sleepy Hollow?

### Materials

- *The Road to Independence*
- Activity Page 14.1

### Read “The Legend of Sleepy Hollow”

25 minutes

Pair students to read and discuss the chapter. We encourage you to differentiate assigning students either to read independently or with partners, based on their needs. Have students make a note of vocabulary, phrases, or concepts they do not understand, noting the page number, so they may seek clarification. As students read, circulate among the class, monitoring students’ focus and progress.

- Have students complete Activity Page 14.1 with their partners while they read.

At this point in the school year, some or all of your students are likely ready for the challenge of reading the entire chapter independently to themselves, especially since this lesson is a reread of the chapter read as a whole group yesterday. Likewise, you may want to ask some or all students to complete Activity Page 14.1 independently, which can then be used as a formative assessment to determine how well each student understood what was read.

### Discuss the Chapter and Wrap Up the Lesson

10 minutes

Review the correct answers to Activity Page 14.1 with the whole class. You may wish to select different students to read each question and share their responses, including the page number where the answer was located.

1. A simile is a literary device that uses the word *like* or *as* to compare two things. This simile helps describe the setting:

*A drowsy, dreamy atmosphere hangs over the valley, as if it were under the sway of some bewitching power.*

**Literal** What two things are compared in this simile?

- » the atmosphere of the valley and the sway of some bewitching power

**Inferential** What mood does this simile convey about the setting?

- » Answers may vary, but should include words similar to *spellbinding*, *haunting*, *magical*, or *enchanted*. (page 64)

2. **Literal** A hyperbole is a literary device that uses exaggeration. Underline the hyperbole used to describe the main character, Ichabod Crane, in the following text:

» *In this out-of-the-way place there lived a teacher by the name of Ichabod Crane. His name was well-suited to him. He was tall and very lanky, with narrow shoulders, long arms and legs, and hands that dangled a mile out of his sleeves.*

**Inferential** Explain the hyperbole in your own words.

- » Answers may vary, but should include the fact that a man’s hands would never hang a mile below his shirtsleeves. This hyperbole means Ichabod has very long hands. (page 64)

3. **Literal** Underline the two similes used to describe Ichabod Crane in this sentence:

» *His elbows stuck out like a grasshopper's, and as he rode, his arms flapped like a pair of wings.*

**Literal** What two things are compared in each simile?

» Ichabod's elbows are compared to a grasshopper's; Ichabod's arms when he rides are compared to a pair of wings.

**Evaluative** How do these similes help describe what Ichabod Crane looks like?

» Answers may vary, but should include that comparing Ichabod's elbows and arms to a grasshopper's hind legs and wings helps the reader visualize how Ichabod looks riding the horse. (page 67)

4. A metaphor is a literary device that expresses comparison but does not use the word *like* or *as*.

**Literal** Which of the following is an example of a metaphor? Circle all that apply.

- » A. One might have mistaken [Ichabod Crane] for a scarecrow.  
» D. [He] pictured . . . every turkey wearing a necklace of sausages.

**Evaluative** Select one of the metaphors above and explain it in your own words.

» Answers may vary, but should reflect understanding of one of the following comparisons: Ichabod Crane to a scarecrow (page 64); a string of sausages to a necklace. (page 66)

5. Personification is a literary device in which human characteristics are assigned to nonhuman objects. Personification is used in this statement:

*What fearful shapes and shadows jumped across his path! How often did he dread to look over his shoulder, for fear of catching a glimpse of some ghostly being close behind him!*

**Literal** What nonhuman object(s) are assigned human characteristics?

» shapes and shadows

**Evaluative** Explain the personification in your own words.

» Answers may vary, but should explain that the path seems more frightening because the shapes and shadows are described as having human characteristics (jumping). (page 66)

6. *Evaluative* Authors often use fear or suspense to build excitement. Do you think this story was scary or suspenseful? Why or why not? Support your answer with examples from the story.

» Answers may vary, but may include yes, because of the mystical setting of the story, Ichabod’s interest in witchcraft, ghostly sounds, Ichabod’s travels after dusk in a dark wood, tales of a headless horseman, the encounter with this mysterious rider, and Ichabod’s unexplained disappearance. Students may also mention the mood suggested by the illustrations and words used in the text (*bewitching, formidable, dread, fear, horror-struck, terror, etc.*). Students may say no, because there isn’t much action in the story.

7. *Evaluative* A theme is a recurring idea or subject in a story. One theme in “The Legend of Sleepy Hollow” is greed. A second theme is real vs. imaginary. Select one theme and provide examples from the text, showing how the author weaves this theme into the story.

» Answers may vary, but may include Ichabod’s desire to marry Katrina Van Tassel to gain wealth (greed); or ghosts, a headless horseman, imaginative thoughts in the darkness (real vs. imaginary).

- If time permits, you may want to use the following additional question(s) for discussion.

1. *Evaluative* Based on the information you cited on Activity Page 14.1, which characters are described with more descriptive language and why?

» Ichabod Crane and the Headless Horseman; because they are the main characters

**Challenge** The main character in a story is called the protagonist and the main character’s enemy or rival is called the antagonist. Who is the protagonist and the antagonist in “The Legend of Sleepy Hollow”?

» The protagonist is Ichabod Crane; the antagonist, or his rival or enemy, is Brom Bones.



## Word Work: *Formidable*

5 minutes

1. In the chapter you read, “The most formidable of all [suits] was a local hero known as Brom Bones.”
2. Say the word *formidable* with me.
3. *Formidable* means extremely powerful, worthy of respect.
4. The British army was a very formidable foe for the Continental Army.
5. What are some other examples of things or people who could be described as formidable? Be sure to use the word *formidable* in your response. [Ask two or three students to use the target word in a sentence. If necessary, guide and/or rephrase students’ responses to make complete sentences: “\_\_\_\_\_ is formidable because . . .”]
6. What part of speech is the word *formidable*?  
» adjective

[Use a *Making Choices* activity for follow-up.] I am going to read several sentences. If the sentence I read describes something that is/was formidable, say, “That is/was a formidable \_\_\_\_\_.” If the sentence I read does not describe something that is/was formidable, say “That is/was not a formidable \_\_\_\_\_.”

1. The hurricane damaged a lot of the trees in our yard. Would you say that was or was not a formidable storm?  
» That was a formidable storm.
2. The last soccer team we played was the only team we couldn’t beat. Would you say that the soccer team was or was not a formidable opponent?  
» That was a formidable opponent.
3. Our dog rolls over to have his tummy rubbed when someone comes in the room. Would you say our dog is or is not a formidable guard dog?  
» That is not a formidable guard dog.
4. The British army had more experience and more weapons than the Continental Army. Would you say that the British Army was or was not a formidable enemy?  
» That was a formidable enemy.

### Materials

- Modal Auxiliary Verbs Poster
- Activity Page 14.2

### Note

It is common for English learners to overgeneralize the rule to add *-s* to present-tense action verbs with third-person singular subjects. Modal auxiliary verbs lack tense and also lack subject-verb agreement. Modals are used to express various conditions and are used for several reasons. This lesson will focus on the use of modals to express ability and possibility, two of the most common uses of modals.

### Introduce Modal Auxiliary Verbs

- Remind students that in the previous lesson they learned how to use the linking verb *to be*. Have students explain what a linking verb is. If necessary, ask how it is different from an action verb. (A linking verb does not show action.)
- Tell students that today they will learn about another type of verb—the modal auxiliary verb.
- Refer to the Modal Auxiliary Verbs Poster you prepared in advance. As a class, read the definition and rules for using a modal auxiliary verb at the top of the poster.
- Point out the following:
  - A modal auxiliary is always used together with a main verb.
  - A modal auxiliary does not change form. For example, “he cans” is incorrect; “he can” is correct.
  - A modal auxiliary is always followed by a main verb that also does not change form. For example, “he can speaks Spanish” is incorrect; “he can speak Spanish” is correct.
- Tell students that *modal* means *mood* and that modal auxiliaries provide information about ability and possibility (i.e., the likelihood that something may take place or happen).
- Read the first section of the poster: “Modal Auxiliary Verbs Used to Express Ability.” Have students take turns reading the example sentences.
- Point out the following:
  - The sentences follow the rules for using a modal auxiliary verb.
  - The modal *can* is used to express something in the present and the modal *could* is used to express something in the past.
  - The contracted negative form of the modal *can* is *can’t* and the contracted negative form of the modal *could* is *couldn’t*.
- Read the second section of the poster: “Modal Auxiliary Verbs Used to Express Possibility.” Have students take turns reading the example sentences.
- Point out the following:
  - The sentences follow the rules for using a modal auxiliary verb.
  - There is a change in the degree of possibility as the modal auxiliary verbs move from *will* to *will not/won’t*.
  - The contracted negative form of the modal *will* is *won’t*.

- Have students turn to Activity Page 14.2. Review the directions for each section. Have students begin working on the activity page. Circulate around the room to be certain that students understand the directions and offer support when needed.
- Have students complete Activity Page 14.2 for homework.

## MORPHOLOGY

15 minutes

### Practice Suffixes *-able* and *-ible*

- Refer to the Suffixes Poster on display in the classroom. Review what a suffix is and review the suffixes *-able* and *-ible* you added to the poster in Lesson 11. Remind students that when *-able* or *-ible* are added to verbs or nouns, the new word is an adjective.
- Refer to the word list on the board/chart paper. Have a student read the words aloud: *visible*, *accessible*, *collectible*, *portable*, *comfortable*, *predictable*, *enjoyable*.
- Model aloud how to think about the meaning of the word *predictable*: “You can *predict* something that you know about in advance. So *predictable* describes something that is able to be known in advance, or predicted.”
- Tell students you will read some sentences aloud, but will leave a word out. Students must listen carefully and decide which word from the list best completes the sentence.
- Read the following sentences aloud and have students identify the missing word for each:
  - The chair was really soft with big arms and a matching footrest so it was the most \_\_\_\_\_ seat in the room. (*comfortable*)
  - My teacher has a \_\_\_\_\_ computer that he can take home with him. (*portable*)
  - We had a very \_\_\_\_\_ day visiting the science museum and the new exhibit on sharks. (*enjoyable*)
- Have students turn to Activity Page 14.3. Briefly review the directions, complete the first sentence as a group, and then have students complete the remainder independently.
- Collect Activity Page 14.3 to review and grade at a later time.

### Materials

- Activity Page 14.3

## Materials

- Activity Pages 14.4, SR.1

## SPELLING

15 minutes

### Practice Spelling Words

- Tell students they will practice writing the spelling words.
- Have students turn to Activity Page 14.4, explaining that the spelling words are listed in the box on the activity page and on the board/chart paper from the first lesson.
- Have students read sentence 1 silently and fill in the blank. After students complete it, call on one student to read the sentence aloud with the spelling word in the blank.
- Ask students if anyone had a different answer. Discuss the correct answer to ensure students understand why it is correct.
- Have students check their spelling with the spelling in the word bank at the top of the activity page, make corrections if needed, and then turn their page over.
- Have students say, spell, and say the word again with you without looking at their paper. Students may close their eyes, look up at the ceiling, or trace on the back of their paper with their finger to help them visualize the spelling as they spell with you.
- Turn the page over and repeat the steps for the remaining items.
- Complete the say, spell, say the word again step for the unused words: *greasy*, *inflexible*, *intolerable*, and *loudly*.
- Then, have students work independently to write their sentences for each of the words.
- Remind students they will complete their spelling assessment during the next lesson.
- Collect Activity Page 14.4 to review and grade at a later time.

## TAKE-HOME MATERIAL

### Grammar

- Have students take home Activity Page 14.2 to complete for homework.

## Materials

- Activity Page 14.2

# Lesson 15

## Unit 6: American Revolution

LESSON AT A GLANCE	TIME	MATERIALS
<b>Spelling</b>		
Assessment	15 min.	Activity Page 15.1
<b>Reading</b>		
Whole Group: Chapter 9 "Rip Van Winkle"	40 min.	<i>The Road to Independence</i> ; Activity Page 15.2
Word Work: <i>Console</i>	5 min.	
<b>Writing</b>		
Share Cause and Effect Essays	30 min.	Activity Page 15.4; cause and effect essay
<b>Take-Home Material</b>		
Reading; Writing	*	Activity Pages 15.3, 15.4, SR.2; cause and effect essay

### Primary Focus of Lessons

**Spelling:** By the end of this lesson, students will have been assessed on the unit-related spelling words.

**Reading:** By the end of this lesson, students will be able to identify the historical context for Washington Irving's "Rip Van Winkle."

**Writing:** By the end of this lesson, students will be able to constructively share writing with a group, setting goals for revision.

### ADVANCE PREPARATION

#### Spelling

- Erase or cover the list of spelling words prior to the assessment.

#### Reading

- Write the purpose for reading on the board/chart paper. Alternatively, you may access a digital version of this and The Big Question in the digital components for this unit.

Read to learn the historical context in which Washington Irving sets another one of his fictional characters.

#### Writing

- Prepare for students to work in small groups to share their writing.

### Grammar

- Collect Activity Page 14.2 to review and grade as there is no grammar lesson today.

### Fluency (optional)

- If students were assigned a selection from the *Fluency Supplement*, determine which students will read the selection aloud and when. See the Unit 1 Teacher Guide introduction for more information on using the *Fluency Supplement*.

### Materials

- Activity Page 15.1

### Note

This is a good opportunity to use the Tens scoring system to gather formative assessment data. Information about the Tens scoring system appears in the Yearlong Teacher Resources on the Grade Four Ancillary Materials page on the website: <https://www.coreknowledge.org/free-resource/ckla-ancillary-materials-fourth-grade/yearlong-teacher-resources/>.

## SPELLING

15 minutes

### Assessment

- Have students turn to Activity Page 15.1 for the spelling assessment.
- Using the following list, read the words one at a time in the following manner: Say the word, use it in a sentence, and then repeat the word.
- Tell students that at the end you will review the list once more.
- Remind students to pronounce and spell each word syllable by syllable.

Spelling Word	Example Sentence
1. inflexible	Dad's <u>inflexible</u> schedule prevents him from attending my ball games.
2. loudly	The young boy played his bugle <u>loudly</u> , alerting the soldiers to the danger.
3. temporarily	The road was closed <u>temporarily</u> due to flooding in the plains.
4. immobile	My grandmother fell and broke her hip, leaving her <u>immobile</u> for a month.
5. insufficient	George Washington and his men at Valley Forge had <u>insufficient</u> food to last the winter.
6. tasty	The turkey and gravy were especially <u>tasty</u> at the Thanksgiving dinner.
7. impossible	Without the help of the French, it would have been <u>impossible</u> to surround the British at Yorktown.
8. easily	The horse cleared the jump <u>easily</u> .
9. intolerable	The colonists found British taxation <u>intolerable</u> .
10. greasy	Our traditional Fourth of July meal is <u>greasy</u> fried chicken and French fries.
11. imperfect	The Continental Army was made up of an <u>imperfect</u> militia.
12. noisy	I found it difficult to talk to my family in the <u>noisy</u> restaurant.

- After reading all of the words, review the list slowly, reading each word once more.



- Ask students to write the following sentence as dictated.

The insufficient food and clothing created intolerable conditions for the troops.

- Repeat the sentence slowly several times, reminding students to check their work for appropriate capitalization and punctuation.
- Collect all spelling assessments to grade later. Use of the template provided at the end of this lesson is highly recommended to identify and analyze students' errors.

## READING

45 minutes

### Whole Group: Chapter 9 "Rip Van Winkle"

40 minutes

#### Introduce the Chapter

10 minutes

- Tell students they will read Chapter 9, "Rip Van Winkle" (adapted from the story by Washington Irving).
- Remind students that Washington Irving also wrote "The Legend of Sleepy Hollow." Tell them that both stories were part of the same collection of stories, *The Sketch Book of Geoffrey Crayon*, published as a series of short stories throughout 1819 and 1820, nearly 40 years after the end of the Revolutionary War.
- Remind students what it means to say that this chapter is "adapted from the story by Washington Irving." (When a story is adapted, it is changed in some way to make it more suitable for a particular audience.)
- Have students turn to the table of contents, locate the chapter, and then turn to the first page of the chapter. Have a student read the title aloud.
- Tell students there will likely be many unfamiliar words in the text and encourage them to stop you and ask for an explanation as you guide them through the first reading of the story today.
- Preview the core vocabulary words before reading the chapter.
- Begin by telling students the first vocabulary word they will encounter in this chapter is *provoked*.
- Have them find the word on page 72 of the Reader. Explain that each vocabulary word is bolded the first time it appears in the chapter.
- Explain that the glossary contains definitions of all the vocabulary words in this Reader. Have students refer to the glossary at the back of the Reader, locate *provoke* and then have a student read the definition.

### Materials

- *The Road to Independence*
- Activity Page 15.2

- Explain the following:
- The part of speech follows each word in an abbreviated format as follows: noun–*n.*; verb–*v.*; adjective–*adj.*; adverb–*adv.*
  - Alternate forms of the word appearing in the chapter may follow the definition. They may be a different part of speech than the original word.
- Have students reference Activity Page 15.2 while you read each vocabulary word and its meaning noting that:
  - The page number (for the first occurrence of the word in the chapter) appears in bold print after the definition.
  - Words are listed in the order in which they appear in the chapter.

1. **provoke, v.** to cause something to happen; to bring out anger in a person or people (**provoked**) (72)
2. **console, v.** to comfort or try to make someone feel better and less sad (72)
3. **peal, n.** a loud noise or repeated noises (**peals**) (74)
4. **ninepins, n.** a bowling game played with nine pins (74)
5. **breeches, n.** pants that cover the hips down to just below the knee (74)
6. **melancholy, adj.** sad or depressed (74)
7. **skeptical, adj.** doubtful (79)
8. **revere, v.** to respect or honor (**revered**) (79)
9. **henpecked, adj.** used to describe a man who is constantly controlled and criticized by his wife (79)

**Vocabulary Chart for Chapter 9 “Rip Van Winkle”**

<b>Vocabulary Type</b>	<b>Tier 3 Domain-Specific Words</b>	<b>Tier 2 General Academic Words</b>
<b>Core Vocabulary</b>	ninepins breeches henpecked	provoke console peal melancholy skeptical revere
<b>Spanish Cognates for Core Vocabulary</b>		provocar consolar melancolía
<b>Multiple-Meaning Core Vocabulary Words</b>		console
<b>Sayings and Phrases</b>	left to himself of a different fashion well-versed by chance a heart full of trouble life hangs heavy on their hands	

- Read the purpose for reading from the board/chart paper:

Read to learn the historical context in which Washington Irving sets another one of his fictional characters.

- Have one student read The Big Question at the beginning of the chapter. Ensure students understand the meaning of The Big Question before reading the chapter.

How does Washington Irving weave fact and fiction together in the telling of “Rip Van Winkle”?

**Read “Rip Van Winkle”**

**25 minutes**

Guided reading supports in brackets are intended to guide you in facilitating discussion and should not be read verbatim to students. Guided reading supports not in brackets should be read aloud verbatim.

**A** [Read the first two paragraphs on page 72 aloud.]

**B** *Literal* What kind of person is Rip Van Winkle? Find words in the text to describe him.

» He is a *simple, good-natured fellow; a kind neighbor; a lovable soul who is ready to attend to anybody's business but his own; one of those happy fools who lives without a care.*

**C** *Literal* How does Rip's wife respond to him? Support your answer with evidence from the text.

» She complains about him. ("His wife was continually complaining about his laziness and the ruin he was bringing upon his family.") When he shrugs and doesn't reply to her complaints, it provokes "a fresh attack from his wife." In other words, his inactivity causes his wife to yell at him.

**Support** *Rather starve on a penny than work for a pound* means he would rather have no money than have to work for it. [Explain that in Great Britain, a pound is roughly equivalent to the American dollar.]

**Support** By helping his neighbors but not his own family, Rip's wife feels Rip is "bringing ruin" on his family; in other words, he is not working to take care of his family. [Point out the last sentence of the first paragraph: *As to keeping his own farm in order, he found it impossible, and his children were as ragged as if they belonged to nobody.*]

**D** [Read the final paragraph on page 72 aloud, continuing to the end of the paragraph at the top of page 74.]

## Chapter 9

# Rip Van Winkle

(Adapted from the story  
by Washington Irving)

**THE BIG QUESTION**  
How does Washington Irving weave fact and fiction together in the telling of "Rip Van Winkle"?

**A** In a village in the Catskill Mountains, there lived a simple, good-natured fellow by the name of Rip Van Winkle. He was a kind neighbor, and the children would shout with joy whenever he approached. Rip Van Winkle was a lovable soul who was ready to attend to anybody's business but his own. As to keeping his own farm in order, he found it impossible, and his children were as ragged as if they belonged to nobody.

Rip was one of those happy fools who lived without a care, ate white bread or brown, whichever required less thought or trouble, and preferred to starve on a penny than work for a pound. If left to himself, he would have whistled his life away in perfect contentment, but his wife was continually complaining about his laziness and the ruin he was bringing upon his family. Rip would shrug his shoulders, shake his head, cast up his eyes, but say nothing. This always **provoked** a fresh attack from his wife, and so he frequently left the house to go outside. **B C**

**D** Rip used to **console** himself, when driven from home, with the company of a group of other men who met on a bench in front of an inn. Sitting beneath a portrait of His Majesty King George III, they talked over village gossip and told stories. If by chance an old newspaper fell into their hands, they would listen as Van Bummel, the schoolmaster, read aloud its contents. All kinds of discussions followed the reading of the newspaper. Nicholas Vedder, a respected elder member of the village, made his opinions known by the manner in

E F



Rip used to console himself, when driven from home, with the company of a group of other men who met on a bench in front of an inn.

73

**E** *Literal* Look at the image on page 73. Work with your neighbor to identify people and objects mentioned in the text who are shown in the image.

- » Students should be able to identify the two men at the inn who are identified by name in the text (Van Bummel, standing with the newspaper in his hands, and Nicholas Vedder, sitting on the bench with his pipe), as well as the portrait of King George III hanging above the door of the inn.

**Challenge** What clue does the portrait of King George III hanging above the door of the inn provide about the time period in which this part of the story takes place?

- » The text refers to His Majesty, suggesting that King George is the present king, so this part of the story likely takes place before or during the Revolutionary War.

- A** [Have students read the rest of page 74 silently.]
- B** *Literal* Why does Rip Van Winkle leave home?  
» He leaves “to escape the hard work of the farm and the complaints of his wife.”
- C** *Evaluative* What kind of mood is created by the description of Rip Van Winkle’s encounter with the strangers? Provide examples from the text to support your answer.  
» Answers may vary, but may include a ghostly, suspenseful mood (“narrow gully,” “peals like thunder,” “deep ravine”) or a frightening mood (“melancholy party,” “his heart turned within him and his knees banged together”).

**Support** *Melancholy* means sad or depressed, so the men look sad and depressed.

which he smoked his pipe. Short puffs indicated anger; when he was pleased, he inhaled the smoke slowly and expelled it in light, delicate clouds.


- A** One day, seeking to escape the hard work of the farm and the complaints of his wife, Rip grabbed his gun and walked into the Catskill Mountains to hunt for squirrels. All day the mountains echoed with the sound of shots fired from his gun. Finally, he sat down on a little green hill that looked down into the valley below. Rip admired the scene as evening gradually advanced and sighed as he thought about the journey home. **B**

As he was about to descend, he heard a voice calling, “Rip Van Winkle! Rip Van Winkle!” He caught sight of a strange figure climbing up the rocks, carrying something on its back. Rip was surprised to see any human being in this lonely place, but he concluded that it must be one of his neighbors in need of assistance. Rip hurried down to help. The stranger was a short old fellow with a grizzled beard. His clothes were old-fashioned and he carried a stout keg that Rip supposed was full of something refreshing to drink. He made signs for Rip to assist him, and together they clambered up a narrow gully. Every now and then long rolling **peals** like thunder seemed to issue out of a deep ravine. Passing through this ravine, they came to a hollow.

In the center was a company of odd-looking persons playing at **ninepins**. The thunderous noise Rip had heard from afar was the sound of the ball rolling toward the pins. Like Rip’s guide, they were dressed in an outlandish fashion, with enormous **breeches**. What seemed particularly odd to Rip was that these folks looked very serious indeed. They played without speaking and were, in fact, the most **melancholy** party he had ever witnessed. They stared at Rip in such a way that his heart turned within him and his knees banged together. **C**



**D** Rip and his guide joined the party. His guide emptied the keg into large tankards, and the men sipped in silence. When they were done, they returned to their game. As Rip's fear subsided, he ventured to taste



The thunderous noise Rip had heard from afar was the sound of the ball rolling toward the pins.

75

**D** [Read pages 75, 76, and to the end of the paragraph at the top of page 77 aloud.]

**A Support** *Dame* is another word for *woman* or *Mrs.*; Dame Van Winkle is Rip's wife.

**B Inferential** Look at the image at the bottom of page 76. What is happening in the picture?

» It appears that the odd little men are putting Rip Van Winkle under a spell.

the beverage, too. Before long, the events of the day and the mountain air overpowered Rip, and he fell into a deep sleep.

Upon waking, Rip found himself on the green hill where he had first seen the old man. It was a bright, sunny morning. "Surely," thought Rip, "I have not slept here all night." He recalled the strange men. "Oh! What excuse shall I make to Dame Van Winkle?" He looked around for his gun, but found only an old, rusty firearm. Suspecting he had been robbed, he decided to find the old-fashioned men and demand his gun. As he rose to walk, he found himself stiff in the joints. With some difficulty, he found the gully up which he and his companion had ascended, but could find no traces of the ravine that had led to the area with the odd little men playing ninepins. He shouldered the rusty firearm and, with a heart full of trouble, turned his steps homeward. **A**

As he approached the village, he met a number of people, but none whom he knew. This surprised him, for he thought he was acquainted with every one of his neighbors. Their dress, too, was of a different fashion. They all stared at him with surprise and stroked their chins. When Rip did the same, he found to his astonishment that his beard had grown a foot long! A troop of children ran at his heels, hooting after him and pointing at his gray beard. There were houses in the **B**



76



A troop of children ran at his heels, hooting after him and pointing at his gray beard.

village that he had never seen before, with unfamiliar names over the doors. He began to wonder whether both he and the world around him were bewitched. **C**

**D** With some difficulty he found his own house. The roof had fallen in and the door was off its hinges. He entered and called for his wife and children, but all was silent. He spotted a dog that looked like his own and called out to him, but the dog snarled and showed his teeth. “My own dog has forgotten me,” sighed poor Rip.

He hurried to the village inn. Before it now hung a flag with stars and stripes. He spotted the face of King George on the sign, but now his red coat was blue, his head wore a cocked hat, and underneath the figure was printed GENERAL WASHINGTON. There was a crowd of people around the door, but none that Rip knew. He inquired, “Where’s Nicholas Vedder?” **E**

77

**C** *Inferential* *Bewitched* means under a spell. Why does Rip Van Winkle wonder whether he and the world around him are under a spell? Cite specific examples from the text.

- » Answers may vary, but may include that everyone and everything seems strange to him upon waking; he is unable to find his gun; unable to find familiar paths; has stiff joints; does not recognize people or houses in his village; notices a change in fashion; and his beard has grown a foot long.

*Inferential* What do all of these changes suggest has happened?

- » A great deal of time has passed.

**D** [Have students read the rest of page 77 silently.]

**E** *Inferential* What does Rip Van Winkle encounter at the inn that conveys the passage of time? Cite evidence from the text.

- » Answers may vary, but should include a flag with stars and stripes now hung at the inn; the image of King George on the sign has been changed; and now the words beneath the portrait read “General Washington.”

**A** [Have students read page 78 and the top of page 79 silently.]

**B** *Inferential* When Rip Van Winkle inquires about his friends, Nicholas Vedder and Van Bummel, what do the villagers' responses tell Rip about the passage of time? Cite examples from the text.

» Nicholas Vedder "is dead and gone these eighteen years!" Van Bummel "went off to the wars and is now in Congress." These responses indicate a lot of time has passed since Rip left.

**A** There was silence. Then an old man replied, "Nicholas Vedder? Why he is dead and gone these eighteen years!"

"Where's Van Bummel, the schoolmaster?" asked Rip.

"He went off to the wars and is now in Congress," the old man answered.

**B**

Rip's heart sank at hearing of these sad changes. "I'm not myself," he said sadly. "I was myself last night, but I fell asleep. Now everything has changed, and I can't tell who I am!"



"I was myself last night, but I fell asleep. Now everything has changed, and I can't tell who I am!"

78

The bystanders looked at each other in puzzlement. Then a young woman pressed through the throng. She had a child in her arms, which, frightened by the gray-bearded man's looks, began to cry. "Hush, Rip," she murmured. "The old man won't hurt you."

**C** The name of the child and the air of the mother awakened long-ago memories in Rip's mind. He caught the mother in his arms and said, "I am your father—young Rip Van Winkle once—old Rip Van Winkle now! Does nobody know poor Rip Van Winkle?"

All stood amazed for a while. Then an old woman exclaimed, "Sure enough! It is Rip Van Winkle! Welcome home again, old neighbor! Why, where have you been these twenty years?"

Rip's story was soon told, for the whole twenty years had been to him but one night. Many were **skeptical**, but an old man who was well-versed in the local traditions confirmed his story in the most satisfactory manner. He assured the company that the Catskill Mountains had always been haunted by strange beings, and that his own father had once seen these odd little men playing ninepins in the hollow of the mountain. **D**

Rip's daughter took him home to live with her. (Her mother had died some years before.) Having arrived at that happy age when a man can retire and rest, Rip took his place once more on the bench at the inn and was **revered** as one of the wise, old men of the village. He used to tell his story to every stranger that arrived. Some doubted the truth of it, but the old villagers gave Rip full credit. **E**

Even to this day, whenever a thunderstorm blows in, they say that the odd little men are at their game of ninepins; and it is a common wish of all **henpecked** husbands in the neighborhood, when life hangs heavy on their hands, that they might take themselves up into the Catskill Mountains in search of an adventure.

79

**C** [Read the rest of page 79 aloud.]

**D** *Literal* How do the villagers first react to the news that Rip Van Winkle has been asleep for 20 years?

» They are amazed. Many are skeptical, or doubtful.

*Literal* What explanation seems to satisfy the villagers and turn their doubts into belief?

» An old man who is well-versed in local traditions confirms Rip's story to everyone's satisfaction.

**E** *Literal* After 20 years away, how is Rip Van Winkle treated by people in his village?

» He is welcomed back; he is admired, or "revered as one of the wise, old men of the village."

**Support** *Revered* means respected or honored.



## Note

Questions 1 and 2 relate to The Big Question of the chapter.

### Discuss the Chapter and Wrap Up the Lesson

5 minutes

- Use the following questions to discuss the chapter.

1. *Literal* What is the historical context in which Washington Irving sets the story of “Rip Van Winkle”?
  - » This story begins when King George III still ruled the colonies and ends after the Revolutionary War in which the colonies won their independence from Great Britain.
2. *Evaluative Think Pair Share* In spite of its historical context, what details from the story suggest “Rip Van Winkle” is a fictional tale?
  - » Answers may vary, but should include the supernatural aspects like Rip’s sleeping for 20 years and odd little men causing thunderstorms.

- Have students complete Activity Page 15.3 for homework.

### Word Work: Console

5 minutes

1. In the chapter you read, “Rip used to console himself, when driven from home, with the company of a group of other men who met on a bench in front of an inn.”
2. Say the word *console* with me.
3. *Console* means to comfort or try to make someone feel better and less sad.
4. My mom gave me a big hug to console me when I bumped my head.
5. What are some other examples of consoling someone? Be sure to use the word *console* in your response. [Ask two or three students to use the target word in a sentence. If necessary, guide and/or rephrase students’ responses to make complete sentences: “\_\_\_\_\_ consoles \_\_\_\_\_ when . . .”]
6. What part of speech is the word *console*?
  - » verb

[Use a *Discussion* activity for follow-up.] Describe a time when you have been consoled or when you have consoled someone else. Be sure to begin your responses with “I was consoled by \_\_\_\_\_ when . . .” or “I consoled \_\_\_\_\_ when . . .”



# WRITING

30 minutes

## Share Cause and Effect Essays

### Introduce Sharing Cause and Effect Essays

5 minutes

- Return the essays you collected during the previous lesson, ensuring that each student has their cause and effect essay draft.
- Point out that now students have a complete draft of their cause and effect essay. Tell students today they will be working in the share and evaluate stages of the writing process to receive feedback and reflect on their essay. Receiving feedback and reflecting on writing helps writers refine what they have written to make it more clear and enjoyable for readers to read.
- Discuss expectations for speaking, listening, and responding.

Speaking	Listening	Responding
<ul style="list-style-type: none"><li>• Volume: loud enough for group members to hear, without distracting other groups</li><li>• Pace: slow enough for listeners hearing the story for the first time to visualize and think as they listen</li></ul>	<ul style="list-style-type: none"><li>• Keep your body still</li><li>• Make eye contact</li><li>• Use appropriate nonverbal responses, such as reacting with subtle facial expressions</li></ul>	<ul style="list-style-type: none"><li>• Always start with a compliment</li><li>• Be respectful—criticism can make a writer feel discouraged</li></ul>

- Explain that students will complete Activity Page 15.4 independently after they finish sharing in their small writing group.

### Share Cause and Effect Essays

20 minutes

- Have students move into their small writing groups with their drafts and pencils.
- Tell students that after each student reads his or her cause and effect essay, other students in the group should each share one compliment and one question.
- Have groups decide who will share first and begin.
- Circulate as students are working in their writing groups. Provide complimentary and corrective feedback as needed.
- As groups finish, students may return to their seats to complete Activity Page 15.4.
- If students complete Activity Page 15.4, they may begin revising their essays with the time remaining.

### Wrap Up

5 minutes

- Have a few students share the revision goals they set for their cause and effect essays.
- Have students finish Activity Page 15.4 and revise their essays for homework.

## Materials

- Activity Page 15.4
- cause and effect essay

### Materials

- Activity Pages 15.3, 15.4, SR.2
- cause and effect essay

## TAKE-HOME MATERIAL

### Reading; Writing

- Have students take home Activity Page 15.3 to complete for homework.
- Have students take home Activity Pages 15.4 and SR.2 to reference as they complete their cause and effect essays for homework.



- It may be helpful to refer back to the Pronunciation/Syllabication Chart from Lesson 11.

Word	CK Code	Syllable Type
easily	/ee*zə*lee/	digraph*ə*open
greasy	/gree*see/	digraph*open
noisy	/noi*zee/	digraph*open
tasty	/tae*stee/	open*open
loudly	/loud*lee/	digraph*open
temporarily	/tem*pə*raer*ə*lee/	closed*ə*r-controlled*ə*open
immobile	/im*moe*bəl/	closed*open*ə
imperfect	/im*per*fəkt/	closed*r-controlled*ə
impossible	/im*pos*ə*bəl/	closed*closed*ə*ə
inflexible	/in*flex*ə*bəl/	closed*closed*ə*ə
insufficient	/in*sə*fish*ənt/	closed*ə*closed*ə
intolerable	/in*tol*er*ə*bəl/	closed*closed*r-controlled*ə*ə

- Students might make the following errors:
  - *greasy*: using ‘ee’ instead of ‘ea’ for /ee/; using ‘ee’ instead of ‘y’ for /ee/
  - *noisy*: using ‘z’ instead of ‘s’ for /z/
  - *tasty*: using ‘ee’ instead of ‘y’ for /ee/
  - *easily*: using ‘z’ instead of ‘s’ for /s/; using ‘u’ instead of ‘i’ for /ə/; using ‘ee’ instead of ‘y’ for /ee/
  - *loudly*: using ‘ee’ instead of ‘y’ for /ee/
  - *temporarily*: using ‘er’ instead of ‘or’ for /er/; using ‘u’ instead of ‘i’ for /ə/; using ‘ee’ instead of ‘y’ for /ee/
  - *immobile*: using ‘ble’ or ‘bul’ instead of ‘bile’ for /bəl/
  - *impossible*: using ‘a’ or ‘u’ instead of ‘i’ for /ə/; using ‘bul’ instead of ‘ble’ for /bəl/
  - *inflexible*: using ‘a’ or ‘u’ instead of ‘i’ for /ə/; using ‘bul’ instead of ‘ble’ for /bəl/
  - *intolerable*: using ‘i’ or ‘u’ instead of ‘a’ for /ə/; using ‘bul’ instead of ‘ble’ for /bəl/
- Although any of the above student-error scenarios may occur, misspellings may be due to many other factors. You may find it helpful to use the analysis chart to record any student errors. For example:
  - Is the student consistently making errors on specific vowels? Which ones?
  - Is the student consistently making errors at the ends of the words?
  - Is the student consistently making errors in multisyllable words, but not single-syllable words?
- Also, examine the dictated sentence for errors in capitalization and punctuation.

# Lesson 16

## Unit 6: American Revolution

LESSON AT A GLANCE	TIME	MATERIALS
<b>Reading</b> Close Reading: Chapter 9 “Rip Van Winkle” Word Work: <i>Revere</i>	40 min. 5 min.	Answer Key for Activity Page 15.3; Activity Page 15.3; <i>The Road to Independence</i>
<b>Grammar</b> Practice <i>to be</i> Verbs and Modal Auxiliary Verbs	15 min.	Activity Page 16.1
<b>Morphology</b> Practice Suffixes <i>-able</i> and <i>-ible</i>	15 min.	Activity Page 16.2
<b>Writing</b> Edit an Essay	15 min.	cause and effect essay; Activity Page SR.3

### Primary Focus of Lessons

**Reading:** By the end of this lesson, students will be able to compare two portions of the text through a close rereading.

**Grammar:** By the end of this lesson, students will be able to use *to be* verbs and modal auxiliary verbs correctly in sentences.

**Morphology:** By the end of this lesson, students will have gained additional practice distinguishing between root words and words with the suffix *-able* or *-ible* and use those words correctly in sentences.

**Writing:** By the end of this lesson, students will have used an editing checklist to edit a cause and effect essay.

### ADVANCE PREPARATION

#### Reading

- Write the purpose for reading on the board/chart paper. Alternatively, you may access a digital version of this in the digital components for this unit.

Read closely to compare Rip Van Winkle’s life before and after his adventure in the Catskill Mountains.

### Grammar

- Write the following sentences on the board/chart paper:

The soldiers \_\_\_\_\_ joyful that the war \_\_\_\_\_ end soon. (*to be, will*)

I \_\_\_\_\_ curious about what \_\_\_\_\_ happen next. (*to be, might*)

### Morphology

- Write the following words on the board/chart paper: *enjoy, enjoyable, predict, predictable, access, accessible, collect, collectible*

### Materials

- Answer Key for Activity Page 15.3
- Activity Page 15.3
- *The Road to Independence*

## READING

45 minutes

### Close Reading: Chapter 9 “Rip Van Winkle”

40 minutes

#### Review the Chapter

10 minutes

- Using the Answer Key at the back of this Teacher Guide, review student responses to Activity Page 15.3, which was assigned for homework.
- Tell students they will reread two portions of Chapter 9, “Rip Van Winkle.”
- Remind students that the tale of Rip Van Winkle spans 20 years, including both time before and after the Revolutionary War in America. Tell them they will focus on Rip Van Winkle’s village life before and after his long sleep.
- Have students turn to the table of contents, locate the chapter, and then turn to the first page of the chapter.
- Read the purpose for reading from the board/chart paper:

Read closely to compare Rip Van Winkle’s life before and after his adventure in the Catskill Mountains.

- Have one student read The Big Question at the beginning of the chapter. Ensure students understand the meaning of The Big Question before reading the chapter.

How does Washington Irving weave fact and fiction together in the telling of “Rip Van Winkle”?



### *Close Reading*

There are many ways for students to respond to the questions. Vary how you elicit students' responses to promote student engagement. For example:

- Have students work in pairs. Following each question, direct students to consult with their partner about the correct response before one student responds.
- Have students work in small groups of three or four students. Following each question, direct students to consult with others in their group about the correct response before one student responds.
- Following a question, have all students provide a written response before one student responds orally.

### *Read “Rip Van Winkle”*

**25 minutes**

Read the title of the chapter, “Rip Van Winkle,” as a class. As you read portions of the chapter, pause to explain or clarify the text at each point indicated.

### **Note**

Close reading lessons present excellent opportunities to ensure that English learners and other students who need additional support fully comprehend a reading selection.

**A** [Have a student read the first paragraph on page 72 aloud.]

**B** *COMP Inferential* What does it mean that Rip Van Winkle is “ready to attend to anybody’s business but his own”?

» He neglects things in his own life for which he should be responsible.

**Support** What two details from the paragraph help explain the meaning of the phrase *ready to attend to anybody’s business but his own*?

» “As to keeping his own farm in order, he found it impossible”; and “his children were as ragged as if they belonged to nobody.”

**C** [Read the second paragraph aloud.]

**D** *COMP Literal* Cite descriptions of Rip Van Winkle from the text that may provoke his wife’s complaints.

» Answers may vary, but may include that he is “one of those happy fools who lived without a care”; he “ate white bread or brown, whichever required less thought or trouble”; and he “preferred to starve on a penny than work for a pound.”

**E** *COMP Inferential* From these opening paragraphs, what can you infer about the relationship between Rip Van Winkle and his wife?

» Answers may vary, but should include they do not appear to be happy together, as she is constantly complaining, and he frequently leaves the house to avoid her attacks.

**F** [Have a student read the third paragraph aloud, including the end of the paragraph on page 74.]

**G** *VOC Inferential* *Console* means to comfort or try to make someone feel better, less sad. How do you think Rip Van Winkle’s wife feels about the way he spends his time with the other men to comfort himself? Explain your answer.

» Answers may vary, but may include that Rip’s wife would not approve of sitting around gossiping, telling stories, and reading newspapers; she would think this is a waste of time, as he is doing nothing to earn money to support his family.

## Chapter 9

# Rip Van Winkle

(Adapted from the story  
by Washington Irving)

**THE BIG QUESTION**  
How does Washington Irving weave fact and fiction together in the telling of “Rip Van Winkle”?

**A** In a village in the Catskill Mountains, there lived a simple, good-natured fellow by the name of Rip Van Winkle. He was a kind neighbor, and the children would shout with joy whenever he approached. Rip Van Winkle was a lovable soul who was ready to attend to anybody’s business but his own. As to keeping his own farm in order, he found it impossible, and his children were as ragged as if they belonged to nobody. **B**

**C** Rip was one of those happy fools who lived without a care, ate white bread or brown, whichever required less thought or trouble, and preferred to starve on a penny than work for a pound. If left to himself, he would have whistled his life away in perfect contentment, but his wife was continually complaining about his laziness and the ruin he was bringing upon his family. Rip would shrug his shoulders, shake his head, cast up his eyes, but say nothing. This always **provoked** a fresh attack from his wife, and so he frequently left the house to go outside. **E**

**F** Rip used to **console** himself, when driven from home, with the company of a group of other men who met on a bench in front of an inn. Sitting beneath a portrait of His Majesty King George III, they talked over village gossip and told stories. If by chance an old newspaper fell into their hands, they would listen as Van Bummel, the schoolmaster, read aloud its contents. All kinds of discussions followed the reading of the newspaper. Nicholas Vedder, a respected elder member of the village, made his opinions known by the manner in **G**



Rip used to console himself, when driven from home, with the company of a group of other men who met on a bench in front of an inn.

73

the beverage, too. Before long, the events of the day and the mountain air overpowered Rip, and he fell into a deep sleep.

Upon waking, Rip found himself on the green hill where he had first seen the old man. It was a bright, sunny morning. "Surely," thought Rip, "I have not slept here all night." He recalled the strange men. "Oh! What excuse shall I make to Dame Van Winkle?" He looked around for his gun, but found only an old, rusty firearm. Suspecting he had been robbed, he decided to find the old-fashioned men and demand his gun. As he rose to walk, he found himself stiff in the joints. With some difficulty, he found the gully up which he and his companion had ascended, but could find no traces of the ravine that had led to the area with the odd little men playing ninepins. He shouldered the rusty firearm and, with a heart full of trouble, turned his steps homeward.

As he approached the village, he met a number of people, but none whom he knew. This surprised him, for he thought he was acquainted with every one of his neighbors. Their dress, too, was of a different fashion. They all stared at him with surprise and stroked their chins. When Rip did the same, he found to his astonishment that his beard had grown a foot long! A troop of children ran at his heels, hooting after him and pointing at his gray beard. There were houses in the



76



A troop of children ran at his heels, hooting after him and pointing at his gray beard.

village that he had never seen before, with unfamiliar names over the doors. He began to wonder whether both he and the world around him were bewitched.

**A** With some difficulty he found his own house. The roof had fallen in and the door was off its hinges. He entered and called for his wife and children, but all was silent. He spotted a dog that looked like his own and called out to him, but the dog snarled and showed his teeth. “My own dog has forgotten me,” sighed poor Rip.

He hurried to the village inn. Before it now hung a flag with stars and stripes. He spotted the face of King George on the sign, but now his red coat was blue, his head wore a cocked hat, and underneath the figure was printed GENERAL WASHINGTON. There was a crowd of people around the door, but none that Rip knew. He inquired, “Where’s Nicholas Vedder?” **B**

77

**A** [Have students read page 77 silently, beginning with the first full paragraph.]

**B** *COMP Evaluative* How does information you have learned from other chapters help you interpret the meaning of the changes to the portrait of King George at the inn: “now his red coat was blue, his head wore a cocked hat, and underneath the figure was printed GENERAL WASHINGTON”?

» Answers may vary, but may include that the British were called *redcoats* because of their red uniforms, so now the red uniform has been exchanged for the blue color of General Washington’s Continental Army uniform; the typical headwear for the patriots was a tri-cornered, or cocked, hat; General Washington was the commander of the Continental Army, which defeated King George’s army, so he is now the one revered in public places rather than the king.



**A** [Have students read page 78 silently.]

**B** *VOC Inferential* The idiom *heart sank* is used in the first sentence of this paragraph. What does it mean that Rip's heart sank?

» Rip is discouraged and disappointed over hearing about all the changes in his village.

**A**

There was silence. Then an old man replied, "Nicholas Vedder? Why he is dead and gone these eighteen years!"

"Where's Van Bummel, the schoolmaster?" asked Rip.

"He went off to the wars and is now in Congress," the old man answered.

**B**

Rip's heart sank at hearing of these sad changes. "I'm not myself," he said sadly. "I was myself last night, but I fell asleep. Now everything has changed, and I can't tell who I am!"



"I was myself last night, but I fell asleep. Now everything has changed, and I can't tell who I am!"

78



**C** The bystanders looked at each other in puzzlement. Then a young woman pressed through the throng. She had a child in her arms, which, frightened by the gray-bearded man's looks, began to cry. "Hush, Rip," she murmured. "The old man won't hurt you."

**D** The name of the child and the air of the mother awakened long-ago memories in Rip's mind. He caught the mother in his arms and said, "I am your father—young Rip Van Winkle once—old Rip Van Winkle now! Does nobody know poor Rip Van Winkle?"

**E** All stood amazed for a while. Then an old woman exclaimed, "Sure enough! It is Rip Van Winkle! Welcome home again, old neighbor! Why, where have you been these twenty years?"

Rip's story was soon told, for the whole twenty years had been to him but one night. Many were **skeptical**, but an old man who was well-versed in the local traditions confirmed his story in the most satisfactory manner. He assured the company that the Catskill Mountains had always been haunted by strange beings, and that his own father had once seen these odd little men playing ninepins in the hollow of the mountain.

**G** Rip's daughter took him home to live with her. (Her mother had died some years before.) Having arrived at that happy age when a man can retire and rest, Rip took his place once more on the bench at the inn and was **revered** as one of the wise, old men of the village. He used to tell his story to every stranger that arrived. Some doubted the truth of it, but the old villagers gave Rip full credit. **H**

**I** Even to this day, whenever a thunderstorm blows in, they say that the odd little men are at their game of ninepins; and it is a common wish of all **henpecked** husbands in the neighborhood, when life hangs heavy on their hands, that they might take themselves up into the Catskill Mountains in search of an adventure. **J**

79

**C** [Have a student read the first paragraph on page 79 aloud.]

**D** **VOC Inferential** *Air* is a multiple-meaning word. *Air* can mean the invisible gases surrounding the earth. *Air* can also mean appearance, or certain quality. What is the meaning of the word *air* in this context?

» appearance or certain quality

**E** [Have students read the next two paragraphs on page 79 silently.]

**F** **VOC Inferential** When Rip tells his story, many are skeptical. What does the word *skeptical* mean, and what clues to its meaning are contained in the text?

» having or expressing doubt about something; someone "well-versed in local traditions" confirmed the story "in the most satisfactory manner."

**G** [Have students read the last two paragraphs on page 79 silently.]

**H** **COMP Inferential** Rip returns to the same inn he used to frequent many years ago. What two details from the text suggest that aging has changed the way others view him now?

» "Having arrived at that happy age when a man can retire and rest"; and Rip is "revered as one of the wise, old men of the village."

**I** [Reread the final paragraph on page 79 aloud.]

**J** **VOC Evaluative** The idiom *when life hangs heavy on their hands* means that time passes very slowly, suggesting that life may be burdensome or dull. What clue does this idiom provide to the meaning of the phrase *henpecked husbands*?

» This idiom suggests that when the neighborhood men feel burdened and bored because of their wives' constant criticism, they remember how Rip Van Winkle went into the mountains to escape his wife's complaints, and dream about escaping to an adventure, too.

**Support** *Henpecked* is used to describe a man who is constantly controlled and criticized by his wife.

### Discuss the Chapter and Wrap Up the Lesson

5 minutes

- Tell students that many people consider Washington Irving’s “Rip Van Winkle” to be an allegory of the American Revolution. Tell them an allegory is a story in which the characters and events are symbols that stand for political or historical situations.
- Remind students that Rip Van Winkle thinks his wife is very controlling. Tell them to think of Rip Van Winkle as a symbol of Colonial America and Dame Van Winkle as a symbol of Great Britain. In other words, Dame Van Winkle tries to control Rip in the same way that Great Britain tried to control Colonial America.
- Tell students that Colonial America and Rip Van Winkle are both symbols of independence. Tell them Colonial America gained its independence from Great Britain during the American Revolution. Ask them how Rip Van Winkle gains his independence from his wife. (He escapes her control and criticism by sleeping for 20 years, during which time his wife dies.)

### Word Work: *Revere*

5 minutes

1. In the chapter you read, “Having arrived at that happy age when a man can rest and retire, Rip took his place once more on the bench at the inn and was revered as one of the wise, old men of the village.”
2. Say the word *revere* with me.
3. *Revere* means to respect or honor.
4. The astronauts were *revered* for their important contributions to knowledge about the moon.
5. Who are some people who are *revered* in your community? Be sure to use the word *revere* in your response. [Ask two or three students to use the target word in a sentence. If necessary, guide and/or rephrase students’ responses to make complete sentences: “\_\_\_\_\_ are revered for . . .”]
6. What part of speech is the word *revered*?  
» verb

[Use a *Synonyms and Antonyms* activity for follow-up.] What does *revere* mean? What are some synonyms, or words that have a similar meaning, of *revere*? [Prompt students to provide words like *glorify*, *admire*, *praise*, and *love*.] What are some antonyms, or words that have the opposite meaning, of *revere*? [Prompt students to provide words like *dishonor*, *disrespect*, *hate*, and *scorn*. As students discuss synonyms and antonyms, guide them to use the word *revere* in a complete sentence: “An antonym of *revere* is *dishonor*.”]

## GRAMMAR

15 minutes

### Practice *to be* Verbs and Modal Auxiliary Verbs

- Refer to the Subject-*to be* Verb Agreement Poster you displayed in Lesson 11. Remind students *to be* verbs are verbs that link, or connect, the subject to the predicate without showing action.
- Refer to the Modal Auxiliary Verbs Poster you displayed in Lesson 14. Remind students that modal auxiliary verbs are helping verbs; they must be used with another verb. Modal auxiliary verbs and the verbs that follow them do not change in form.
- Direct students' attention to the sentences on the board/chart paper.
- Have students explain the proper form of the *to be* verb and modal auxiliary verb needed for each blank.

The soldiers are joyful that the war will end soon.

I am curious about what might happen next.

- Have students turn to Activity Page 16.1. Tell students that they will practice forming sentences with both *to be* verbs and modal auxiliary verbs, and will need to choose the correct verb to fill in. Review directions and have students complete the activity page in class.
- Collect Activity Page 16.1 to review and grade at a later time.

## MORPHOLOGY

15 minutes

### Practice Suffixes *-able* and *-ible*

15 minutes

- Refer to the Suffixes Poster on display in the classroom. Review the suffixes *-able* and *-ible* that you added to the poster in Lesson 11, as well as their meaning, "able to."
- Remind students that when *-able* or *-ible* is added as a suffix to verbs or nouns the new word is an adjective.
- Refer to the word list you prepared in advance. Have a student read the words aloud: *enjoy, enjoyable, predict, predictable, access, accessible, collect, collectible*.
- Tell students you will read some sentences aloud, but will leave a word out. Students must listen carefully and decide which word from the list correctly completes the sentence.
- Read the following sentences aloud and have students identify the missing word for each:
  - The play was so \_\_\_\_\_ that the entire audience stood up and clapped when it was over. (*enjoyable*)

### Materials

- Subject-*to be* Verb Agreement Poster
- Modal Auxiliary Verbs Poster
- Activity Page 16.1

### Materials

- Activity Page 16.2

- My brother told me that some rare coins are \_\_\_\_\_. (*collectible*)
- The children watch the weather report to see if the meteorologist will \_\_\_\_\_ rain for the weekend. (*predict*)
- We could not \_\_\_\_\_ the road to the park because a tree had fallen across it during the storm. (*access*)
- I like almost every flavor of ice cream, but I especially \_\_\_\_\_ anything with chocolate. (*enjoy*)

- Have students turn to Activity Page 16.2. Briefly review the directions, complete the first sentence as a group, and then have students complete the remainder independently.
- Collect Activity Page 16.2 to review and grade at a later time.

### Materials

- cause and effect essay
- Activity Page SR.3

## WRITING

15 minutes

### Edit an Essay

- Have students take out their completed essay and tell them they will work in the editing stage of the writing process today.
- Have students turn to Activity Page SR.3.
- Tell students to edit their own work, using the checklist provided.
- Tell students that when they finish editing their own work, they should exchange essays with a partner and check each other's work against the checklist.
- Collect student essays to evaluate using the Cause and Effect Essay Rubric and Cause and Effect Essay Editing Checklist provided in Teacher Resources.

# Lesson 17

## Unit 6: American Revolution

### LESSON AT A GLANCE

### TIME

### MATERIALS

#### Unit Assessment

#### Unit Assessment

90 min.

Activity Page 17.1

#### Optional Fluency Assessment

Student Copy of Fluency Assessment text; Recording Copy of Fluency Assessment text, one for each student; Fluency Scoring Sheet, one for each student

### ADVANCE PREPARATION

#### Unit Assessment

- Determine how many students will be assessed for fluency, and make that number of copies of the Recording Copy of “Patrick Henry” and the Fluency Scoring Sheet.

## UNIT ASSESSMENT

90 minutes

### Unit Assessment

- Make sure each student has a copy of Activity Page 17.1. You may have collected this activity page from students at the beginning of the unit.
- Tell students they will read two selections, answer questions about each, and respond to a writing prompt. In the next sections, they will answer grammar and morphology questions evaluating the skills they have practiced in this unit.
- Encourage students to do their best.
- Once students have finished the assessment, encourage them to review their papers quietly, rereading and checking their answers carefully.
- Circulate around the room as students complete the assessment to ensure everyone is working individually. Assist students as needed, but do not provide them with answers.

Information about the Tens scoring system appears in the Yearlong Teacher Resources on the Grade Four Ancillary Materials page on the website: <https://www.coreknowledge.org/free-resource/ckla-ancillary-materials-fourth-grade/yearlong-teacher-resources/>.

### Materials

- Activity Page 17.1

### Note

This is a good opportunity to use the Tens scoring system to gather formative assessment data. Information about the Tens scoring system appears in the Yearlong Teacher Resources on the Grade Four Ancillary Materials page on the website: <https://www.coreknowledge.org/free-resource/ckla-ancillary-materials-fourth-grade/yearlong-teacher-resources/>.

## Reading Comprehension

The reading comprehension section of the Unit Assessment contains two selections and accompanying questions. The first selection is an informational piece about Benjamin Franklin and the Revolutionary War. The second selection is a fictional excerpt from a boy’s diary during the start of the American Revolution.

These texts were created using guidance from the Common Core State Standards (CCSS) and recommendations from Student Achievement Partners (AchievetheCore.org). These texts are considered worthy of students’ time to read and meet the expectations for text complexity at Grade 4. The texts feature core content and domain vocabulary from the *American Revolution* unit that students can draw on in service of comprehending the text.

The questions pertaining to these texts are aligned to the CCSS and are worthy of students’ time to answer. Questions have been designed so they do not focus on minor points in the text, but rather, they require deep analysis. Thus, each item might address multiple standards. In general, the selected-response items address Reading standards and the constructed-response item addresses Writing standards. To prepare students for CCSS-aligned assessments, such as those developed by the Partnership for Assessment of Readiness for College and Careers (PARCC) and Smarter Balanced, some items replicate how technology may be incorporated in those assessments, using a paper and pencil format.

## Optional Fluency Assessment

You may wish to assess students’ fluency in reading, using the selection “Patrick Henry.” Assessing fluency requires that you work one on one with individual students to administer the assessment. Because this assessment requires you to work with one student at a time, you may wish to administer it either while other students complete the Unit Assessment or at a different time while students read enrichment selections and complete accompanying activity pages. Alternatively, you may have other time during the school day when you can administer this assessment as well.

### Administration Instructions

- Turn to the student copy of “Patrick Henry” that follows the Unit Assessment Analysis section. This is the text students will read aloud. Turn to this copy each time you administer this assessment.
- Using one Recording Copy of “Patrick Henry” for each student, create a running record as you listen to each student read orally.
- Call the student you will assess to come sit near you.
- Explain that you are going to ask him or her to read a selection aloud and you are going to take some notes as he or she reads. Also, explain that he or she should not rush but rather read at his or her regular pace.
- Read the title of the selection aloud for the student, as the title is not part of the assessment.

## Materials

- Student Copy of Fluency Assessment text
- Recording Copy of Fluency Assessment text, one for each student
- Fluency Scoring Sheet, one for each student



- Begin timing when the student reads the first word of the selection. As the student reads aloud, make a running record on the Recording Copy using the following guidelines:

<b>Words read correctly</b>	No mark is required.
<b>Omissions</b>	Draw a long dash above the word omitted.
<b>Insertions</b>	Write a caret (^) at the point where the insertion was made. If you have time, write down the word that was inserted.
<b>Words read incorrectly</b>	Write an "X" above the word.
<b>Substitutions</b>	Write the substitution above the word.
<b>Self-corrected errors</b>	Replace original error mark with an "SC."
<b>Teacher-supplied words</b>	Write a "T" above the word (counts as an error).

- When one minute has elapsed, draw a vertical line on the Recording Copy to mark where the student was in the text at that point. Allow the student to finish reading the selection aloud.
- Assess the student's comprehension of the selection by asking him or her to respond orally to the following questions:

1. *Literal* How did people describe Patrick Henry as a boy?
  - » idle, shiftless, will never amount to anything
2. *Inferential* What was the 'same old story' referring to once Patrick Henry got married?
  - » He did the same thing he had done as a child—he didn't take care of the farm his parents had given him and let things drift.
3. *Literal* What did Patrick Henry try again after his farm failed?
  - » storekeeping
4. *Literal* What did Patrick Henry do well in?
  - » his law practice

- Repeat this process for additional students as needed. Scoring can be done later, provided you have kept running records and marked the last word students read after one minute elapsed.

## UNIT ASSESSMENT ANALYSIS

### Quantitative and Qualitative Analysis of the Text

The texts used in the reading comprehension assessment, “Benjamin Franklin and the Revolutionary War” (informational text) and “A Fictional Excerpt from a Boy’s Diary, Written in New York City, New York—July 11, 1776” (literary text), have been profiled for text complexity using the quantitative measures described in the Common Core State Standards for English Language Arts, Supplement to Appendix A, “New Research on Text Complexity,” (CoreStandards.org/resources). Both selections fall within the Common Core 4th–5th Grade Band.

### Reading Comprehension Item Annotations and Correct Answers

\*Note: To receive a point for a two-part question, students must correctly answer both parts of the question.

Item	Correct Answer(s)	Standards
<b>*1 Part A</b> <i>Inferential</i>	D	RI.4.1, RI.4.10
<b>*1 Part B</b> <i>Inferential</i>	The colonies did eventually join together and they were able to defeat the French.	RI.4.1, RI.4.10, W.4.4
<b>2</b> <i>Inferential</i>	A	RI.4.1, RI.4.4, RI.4.10, L.4.4a
<b>3</b> <i>Literal</i>	3, 4, 5, 1, 2	RI.4.1, RI.4.3, RI.4.5, RI.4.10
<b>4</b> <i>Evaluative</i>	B	RI.4.1, RI.4.2, RI.4.10
<b>5</b> <i>Evaluative</i>	He was returning home to help the patriots fight for the colonies’ independence from Great Britain.	RI.4.1, RI.4.3, RI.4.10, W.4.4
<b>6</b> <i>Literal</i>	They thought the first part sounded so eloquent and poetic, but the last part was a long list of complaints.	RL.4.1, RL.4.10, W.4.4
<b>7</b> <i>Inferential</i>	C	RL.4.1, RL.4.10, RL.4.3
<b>8</b> <i>Literal</i>	A	RL.4.1, RL.4.10
<b>9</b> <i>Inferential</i>	C, E	RL.4.1, RL.4.2, RL.4.10
<b>*10 Part A</b> <i>Inferential</i>	No, Papa did not know the narrator saw the statue at Bowling Green Park being torn down.	RL.4.1, RL.4.10, W.4.4
<b>*10 Part B</b> <i>Inferential</i>	He told the narrator about what happened because he assumed the narrator was at home, not at the park, and the narrator responded to the news in a surprised way.	RL.4.1, RL.4.10, W.4.4

### Writing Prompt Scoring

The writing prompt addresses CCSS W.4.1a–d, W.4.4, L.4.1, L.4.2, L.4.3, L.4.3a, L.4.6

Score	4	3	2	1
Criteria	The answer identifies at least two examples from the text about how the story would change if written from the point of view of a British supporter. Examples are clearly supported by explanations.	The answer provides one example from the text about how the story would change if written from the point of view of a British supporter. There is some explanation as to why the text would change.	The answer either (1) misidentifies examples from the text to support how the story would change if it was written from the point of view of a British supporter and/or (2) includes examples from the text that support how the story would change if it was written from the point of view of a British supporter, but the answer does not provide support as to why the examples support the story.	The answer lacks any identification of how the story would change if written from the point of view of a British supporter.

### Grammar Answer Key

1. The Stamp Act was passed by Parliament on March 22, 1765.
2. Newspapers, magazines, legal documents, and even playing cards were taxed.
3. “How could any one man claim the right to rule over millions?” asked Thomas Paine.
4. “On July 2, 1776,” states the text, “the members of the Second Continental Congress voted for independence.”
5. the child watches
6. my friends are
7. I am
8. my sister cries
9. B
10. A
11. B

### *Morphology Answer Key*

1. D
2. C
3. active
4. inhale
5. convenient
6. impatient
7. impolite

### **Optional Fluency Assessment**

---

The following is the Student Copy of the text for the Optional Fluency Assessment, titled “Patrick Henry.” Turn to this copy of the selection each time you administer this assessment.

You will also find a Recording Copy of the text for doing a running record of oral reading for each student you assess. There is also a Fluency Scoring Sheet. Make as many copies of the Recording Copy and the Fluency Scoring Sheet as you need, having one for each student you assess.

# Patrick Henry

As a boy, Patrick Henry did not like to study or work on his father's farm. His delight was to wander through the woods, gun in hand, hunting for game, or to sit on the bank of some stream fishing by the hour. When not outdoors, he might be heard playing his violin.

The neighbors said, "A boy so idle and shiftless will never amount to anything." His parents did not know what to do with him. When he was fifteen years old, they had him work as a clerk in a little country store. Here he remained for a year, and then opened a store of his own. But he was still too lazy to attend to business, and soon failed.

When he was only eighteen years old, he married. The parents of the young couple gave them a small farm and a few slaves. But it was the same old story. Patrick did not take care of the farm and let things drift. Before long, the farm had to be sold to pay debts. Once more Patrick turned to storekeeping, but after a few years he failed again.

At the age of twenty-three years, he decided to become a lawyer. He borrowed some law books, and after studying for six months, he applied for permission to practice law.

He did well in his law practice. In a few years, he had so much business that people in his part of Virginia began to take notice of him. In 1765, soon after the Stamp Act was passed by the British Parliament, he was elected a member of the Virginia House of Burgesses.

## Recording Copy: Patrick Henry

As a boy, Patrick Henry did not like to study or work on his father's farm. His delight  
was to wander through the woods, gun in hand, hunting for game, or to sit on the bank  
of some stream fishing by the hour. When not outdoors, he might be heard playing his  
violin.

The neighbors said, "A boy so idle and shiftless will never amount to anything." His  
parents did not know what to do with him. When he was fifteen years old, they had him  
work as a clerk in a little country store. Here he remained for a year, and then opened a  
store of his own. But he was still too lazy to attend to business, and soon failed.

When he was only eighteen years old, he married. The parents of the young couple  
gave them a small farm and a few slaves. But it was the same old story. Patrick did not  
take care of the farm and let things drift. Before long, the farm had to be sold to pay debts.  
Once more Patrick turned to storekeeping, but after a few years he failed again.

At the age of twenty-three years, he decided to become a lawyer. He borrowed some  
law books, and after studying for six months, he applied for permission to practice law.

He did well in his law practice. In a few years, he had so much business that people  
in his part of Virginia began to take notice of him. In 1765, soon after the Stamp Act  
was passed by the British Parliament, he was elected a member of the Virginia House of  
Burgesses.

**Word Count: 274**



Student Name \_\_\_\_\_ Date \_\_\_\_\_

# Fluency Scoring Sheet

	<input type="text"/>	<b>Words Read in One Minute</b>
—	<input type="text"/>	<b>Uncorrected Mistakes in One Minute</b>
<hr/>		
	<input type="text"/>	<b>W.C.P.M.</b>

<b>W.C.P.M.</b>	<b>National Percentiles for Winter, Grade 4</b>
166	90th
139	75th
112	50th
87	25th
61	10th
<b>Comprehension Total _____ / 4</b>	

## Guidelines for Fluency Assessment Scoring

To calculate a student's W.C.P.M. (Words Correct Per Minute) score, use the information you wrote on the Recording Copy and follow these steps. You may wish to have a calculator available.

1. Count Words Read in One Minute. This is the total number of words the student read or attempted to read in one minute. It includes words the student read correctly as well as words the student read incorrectly. Write the total in the box labeled Words Read in One Minute.
2. Count the Uncorrected Mistakes in One Minute. You noted these on the Recording Copy. They include words read incorrectly, omissions, substitutions, and words you had to supply. Write the total in the box labeled Uncorrected Mistakes in One Minute on the Fluency Scoring Sheet. (A mistake that the student self-corrects is not counted as a mistake.)
3. Subtract Uncorrected Mistakes in One Minute from Words Read in One Minute to get Words Correct. Write the number in the box labeled W.C.P.M. Although the analysis does not include any words the student read correctly (or incorrectly) after one minute, you may use this information from your Recording Copy for anecdotal purposes.

As you evaluate W.C.P.M. scores, here are some factors to consider.

It is normal for students to show a wide range in fluency and in W.C.P.M. scores. However, a major goal of Grade 4 is to read with sufficient fluency to ensure comprehension and independent reading of school assignments in this and subsequent grade levels. A student's W.C.P.M. score can be compared with the score of other students in the class (or grade level) and also with the national fluency norms obtained by Hasbrouck and Tindal (2006). Hasbrouck and Tindal suggest that a score falling within 10 words above or below the 50th percentile should be interpreted as within the normal, expected, and appropriate range for a student at that grade level at that time of year. For example, if you administered the assessment during the fall of Grade 4, and a student scored 94 W.C.P.M., you should interpret this as within the normal, expected, and appropriate range for that student.

### *Oral Reading Fluency Norms for Grade 4 from Hasbrouck and Tindal (2006)*

Percentile	Fall W.C.P.M.	Winter W.C.P.M.	Spring W.C.P.M.
90	145	166	180
75	119	139	152
50	94	112	123
25	68	87	98
10	45	61	72

### Reference

Hasbrouck, Jan and Gerald A. Tindal. "Oral reading fluency norms: A valuable assessment tool for reading teachers." *The Reading Teacher* 59 (2006): 636–644.

# Pausing Point

## Unit 6: American Revolution

### Materials

- Activity Page PP.2

### Note

This is a good opportunity to use the Tens scoring system to gather formative assessment data. Information about the Tens scoring system appears in the Yearlong Teacher Resources on the Grade Four Ancillary Materials page on the website: <https://www.coreknowledge.org/free-resource/ckla-ancillary-materials-fourth-grade/yearlong-teacher-resources/>.

### End-of-Unit Content Assessment

Use the first day of the Pausing Point to administer the assessment of content knowledge acquired by reading *The Road to Independence*. Make sure each student has a copy of Activity Page PP.2. You may have collected this activity page from students at the beginning of the unit.

- Allow students as much time as they need to complete the assessment during the first Pausing Point day. In most cases, this assessment will take approximately 30 to 45 minutes.
- Tell students to read and answer the questions about what they have learned about the American Revolution. Encourage students to do their best and review their work once they have finished.
- Circulate around the room as students complete the assessment to ensure that everyone is working individually.
- Use the following Remediation and Enrichment suggestions to plan activities for the remainder of the first Pausing Point day.

### Content Assessment Answer Key

- |                                 |                            |
|---------------------------------|----------------------------|
| 1. C                            | 11. Part A: A<br>Part B: C |
| 2. C                            | 12. B                      |
| 3. Part A: B<br>Part B: A, B, D | 13. C                      |
| 4. D                            | 14. 2, 3, 1                |
| 5. B                            | 15. C                      |
| 6. Part A: C<br>Part B: A       | 16. A, B, D                |
| 7. A                            | 17. Part A: B<br>Part B: B |
| 8. A                            | 18. B                      |
| 9. B, C, D                      | 19. 4, 2, 1, 3             |
| 10. C                           | 20. C                      |

## Pausing Point for Differentiation of Instruction

Please use the final four days of this unit (or three days if you chose to pause one day after Lesson 7) to address results of the Content Assessment, Unit Assessment (for reading comprehension; fluency, if applicable; grammar; and morphology), and Spelling Assessments. Use each student's scores on the Unit Assessment to determine which remediation and/or enrichment opportunities will benefit particular students. In assigning these remediation and/or enrichment activities, you may choose to have students work individually, in small groups, or as a whole class.

## Remediation

### Content

If students demonstrate a need for remediation on any of the *American Revolution* content, refer to the Reader chapters covering that content. You may wish to reteach any such chapter as a teacher read-aloud, regardless of the type of reading lesson initially used for that chapter. Additionally, you should focus more heavily on the questions labeled **Support** in the Teacher Guide materials for that chapter.

### Reading Comprehension

It is important to understand that poor performance on the Reading Comprehension section of the end-of-unit assessment may be attributable to any number of factors. To ascertain which remediation efforts will be most worthwhile, it is highly recommended that you ask any student who performed poorly on this section to read at least one of the assessment passages aloud to you orally, one on one. As the student reads, make note of any words the student struggles with or reads incorrectly. If the student occasionally misreads words in the text, analyze the types of errors in code knowledge and consult the *CKLA Decoding and Encoding Remediation Supplement*. This online publication provides further guidance in assessing, analyzing, and remediating specific decoding skills so targeted remediation can be provided. If the student frequently misreads words in the text, this is indication of a more global decoding problem that may require further assessment and remediation by a reading specialist. The *Decoding and Encoding Remediation Supplement* can be accessed online at at:

<https://www.coreknowledge.org/free-resource/ckla-ancillary-materials-fourth-grade/>.

If the student does not misread words, but reads haltingly, a lack of fluency may impede comprehension. Administer the optional fluency assessment to verify whether the student's reading rate is below the norm. If so, remediation efforts should be targeted at building fluency.

Once the student finishes reading the passage(s) aloud, ask the comprehension questions orally. Analyze whether the student makes errors on the same questions answered incorrectly on the written assessment, as well as the type of questions answered incorrectly. Does the student have difficulty answering particular types of questions? If so, guided rereading of specific chapters in a small group setting with

other students who are struggling may be helpful. Choose chapters that were not already used for small group instruction and provide specific guidance as to how to use the text to arrive at the correct answer.

Also analyze whether there was a marked difference between the student's comprehension of the informational and literary passages. Good performance on the informational passage requires students to use the domain specific vocabulary and knowledge presented throughout the unit. Students who performed poorly on the informational passage may benefit from rereading chapters from the unit, with more intensive focus on the domain vocabulary.

Good performance on the literary passage of this assessment requires some knowledge of domain specific vocabulary from this unit (though not to the same extent as the informational passage), as well as general knowledge of Tier 2 and academic vocabulary. Students who performed poorly on the literary passage, but did well on the informational passage, may benefit from specific practice with Tier 2 and academic vocabulary.

### *Fluency*

Students who struggle with fluency will benefit from having multiple opportunities to reread a particular text. If students demonstrate a need for remediation related to fluency, you may have them either reread selections from the Reader or choose an excerpt from the *Fluency Supplement*.

### *Grammar and Morphology*

If students demonstrate a need for remediation in the foundational grammar and morphology skills required for the lessons in Grade 4, consult the CKLA Grade 3 Skills Strand materials for additional grammar and morphology lessons and activities. Alternatively, for students who demonstrate a general proficiency in grammar and morphology, but who demonstrate a need for remediation in connection with specific skills covered in *American Revolution*, you may provide more targeted remediation by reteaching only the lessons for those skills. For additional practice with the grammar and morphology skills taught in this unit, you may wish to have students complete the Pausing Point activity pages in the Activity Book.

### *Spelling*

If students demonstrate a need for remediation in spelling, but they exhibit general proficiency in code knowledge, have them use the Individual Code Chart to assist in spelling unfamiliar words, syllable by syllable.

If students exhibit specific code knowledge problems, as revealed by the spelling assessment analyses, they may benefit from remediation to target specific letter-sound correspondences. You can access the *Decoding and Encoding Remediation Supplement* online at <https://www.coreknowledge.org/free-resource/ckla-ancillary-materials-fourth-grade/>.



## Writing

Use time during the Pausing Point to return students' cause and effect essay drafts, along with the completed Cause and Effect Essay Rubric and Editing Checklist. Meet briefly with individual students to discuss areas in which improvement is needed. You may wish to allow students additional time to revise and edit their cause and effect essay. You may also wish to allow students to publish their cause and effect essay by recopying their revised and edited draft onto a clean page.

You may wish to suggest that students needing more practice write a new cause and effect essay on a different topic, such as the French and Indian War. Provide additional structure and guidance for students, making copies of both the Cause and Effect Essay Rubric and Editing Checklist available (see Student Resources in the Activity Book). Circulate and check in with students as they write.

## Enrichment

If students have mastered the content and skills in the *American Revolution* unit, their experience with the domain concepts may be enriched by the following activities:

- Students may read the enrichment selections contained in the Reader. The first selection, "Points of View" illustrates two sides to every issue with examples from the Revolutionary War, including colonists, British, enslaved Africans, and Native Americans. The second selection, "Artillery Training," is an engaging dialogue between an army sergeant and his men as the sergeant instructs his soldiers in the proper care and use of field cannons in the 1770s. The Activity Book contains activity pages students can complete as they read these selections.
- Students may respond to any of the following writing prompts, conducting independent research necessary to support their response:
  - Create a vignette with two enslaved Africans in the 1770s. Include the following characters: an enslaved boy who is offered his freedom if he fights with the British; an enslaved man who decides to fight for the colonists alongside his master. Their dialogue should describe reasons for the two differing points of view.
  - If I had lived in Boston in 1775, I would . . . (Describe who you are and state your point of view regarding American independence, citing three reasons that influence your point of view.)
  - List in sequential order the steps for operating a six-pound field cannon. Provide instructions for how to perform each step, including the correct use of terminology.
  - Pretend you are a young soldier responsible for lighting the field cannon in battle. Describe the scene as you wait for your commanding officer's orders to

“GIVE FIRE!” Include how you perform your duties and what happens once the cannonball is launched.

- Students may share, either with a small group or with the class, the writing they generated in this unit or in response to the writing prompts in this Enrichment section.

### *Timeline*

- This would be an appropriate time to have students cut out their completed timelines from Activity Pages 1.3 and 6.2, taping them together to see the sequence of events leading up to the American Revolution and Revolutionary War, and ending with the Treaty of Paris. You may suggest that students make either two separate timelines (Activity Pages 1.3 and 6.2) or one long timeline (attach both timelines).

# Teacher Resources

---

## Unit 6: American Revolution

In this section, you will find:

- Glossary for *The Road to Independence*
- Cause and Effect Essay Rubric
- Cause and Effect Essay Editing Checklist
- Resources for the Enrichment Selections in *The Road to Independence*
- Activity Book Answer Key

## Glossary for *The Road to Independence*

### A

**abound, v.** to be present in large quantities (**abounds**)

**abstain, v.** to choose not to vote (**abstained**)

**accurate, adj.** without mistakes; having the right facts

**ambassador, n.** the person who represents the government of his or her country in another country (**ambassadors**)

**ammunition, n.** bullets, shells, and other objects used as weapons shot from guns

**assembly, n.** people who gather to write laws for a government or organization (**assemblies**)

### B

**bayonet, n.** a sharp piece of metal attached to the muzzle of a musket (**bayonets**)

**belfry, n.** a bell tower at the top of a church

**bewitching, adj.** charming, captivating, or enchanting

**bleak, adj.** depressing, grim, bad

**boycott, v.** to protest something by refusing to buy, use, or participate

**breeches, n.** pants that cover the hips down to just below the knee

**burden, n.** something that is heavy or difficult to accept (**burdens**)

**burly, adj.** strong and heavy

### C

**casualty, n.** a person killed or injured during battle (**casualties**)

**charge, n.** the amount of explosive material needed to cause a blast

**conflict, n.** a fight or struggle for power or authority

**confront, v.** to challenge or fight against

**console, v.** to comfort or try to make someone feel better and less sad

**convoy, n.** a group of ships traveling together for safety

### D

**decisive, adj.** important; without any doubt

**declaration, n.** an official statement of something

**defiant, adj.** refusing to obey

**dread, v.** to look ahead to the future with great fear

### E

**eliminate, v.** to get rid of something (**eliminated**)

**engraving, n.** a design or lettering made by cutting into the surface of wood, stone, or metal

**enlist, v.** to volunteer for military service (**enlisted**)

**export, v.** to send out a product to another country to be sold (**exporting**)

### F

**fleet, n.** a group of military ships that sail under the same commander

**foil, v.** to prevent someone from doing something or achieving a goal (**foiled**)

**foraging, adj.** for the purpose of searching for something, usually food or supplies

**formidable, adj.** extremely powerful; worthy of respect

**fortify, v.** to make a place safe from attack by building defenses (walls, trenches, etc.) (**fortified**)

**front, n.** the place where fighting happens in a war (**fronts**)

### G

**grievance, n.** a complaint resulting from being treated unfairly; a reason for complaining about a situation (**grievances**)

## H

**heed, v.** to respect and follow advice or instructions (**heeded**)

**henpecked, adj.** used to describe a man who is constantly controlled and criticized by his wife

**hero, n.** a person who is respected for bravery or good qualities (**heroes, heroism**)

**heroine, n.** a woman who is respected for bravery or good qualities (**heroines**)

## I

**implication, n.** a possible effect or result that may take place in the future (**implications**)

**import, v.** to bring in a product from another country to be sold (**importing**)

**impose, v.** to force or require (**imposed**)

**impress, v.** to amaze; to cause others to feel admiration or interest (**impressed**)

**indirectly, adv.** not having a clear and direct connection

**intolerable, adj.** too painful or hard to be accepted

## J

**jeer, n.** an insult or put-down (**jeers**)

## L

**laden, adj.** heavily loaded; carrying large amounts

**levy, v.** to use legal authority to demand and collect a fine or tax (**levied**)

**liberty, n.** freedom

## M

**master, v.** to learn something completely; to gain the knowledge and skill that allows you to do something very well

**mastermind, n.** a person who takes the lead in planning and organizing something important

**melancholy, adj.** sad or depressed

**militia, n.** ordinary people trained to be soldiers but who are not part of the full-time military

**misleading, adj.** untrue

**model company, n.** a group of soldiers deserving to be copied or imitated by others

**morale, n.** confidence, level of enthusiasm one feels

**musket, n.** a long, heavy gun that is loaded at the muzzle

**musket ball, n.** ammunition shot from muskets (**musket balls**)

**muzzle, n.** the opening at the end of a gun or cannon where the ammunition comes out

## N

**neutral, adj.** not supporting either side of an argument, fight, or war

**ninepins, n.** a bowling game played with nine pins

## O

**opposition, n.** disagreement with or disapproval of something

**oppressive, adj.** harsh and unfair; cruel

**otherwise, adv.** in a different way

## P

**patriot, n.** a person who supports and defends his or her country (**patriots, patriotism**)

**peal, n.** a loud noise or repeated noises (**peals**)

**petition, n.** a document people sign to show their agreement or disagreement with something (**petitions**)

**proclamation, n.** a public announcement made by a person or government

**provoke, v.** to cause something to happen; to bring out anger in a person or people (**provoked**)

## R

**range, n.** a specified distance

**rebel, n.** a person who fights against a government (**rebels**)

**recruit, v.** to search for people to join a group or organization (e.g., the army)

**regiment, n.** a military unit formed by multiple groups of soldiers

**reinforce, v.** to make a group more effective by adding more people or supplies (**reinforced**)

**repeal, v.** to undo or withdraw a law (**repealed**)

**retreat, v.** to move back or away from danger or attack (**retreated**)

**revere, v.** to respect or honor (**revered**)

**revolutionary, adj.** leading to, or relating to, a complete change

## S

**score, n.** another term for 20; a group of 20 things (**scores**)

**skeptical, adj.** doubtful

**skirmish, n.** a short, unplanned fight in a war (**skirmishes**)

**so-called, adj.** implying the name or description of something or someone may be inaccurate

**splendor, n.** extreme, awe-inspiring beauty

**stockpile, v.** to collect materials to use in the future (weapons, food, etc.) (**stockpiling**)

**strategic, adj.** carefully planned to achieve a specific goal, such as winning a battle or finishing a project

**suitor, n.** a man interested in marrying a certain woman

**surrender, v.** to give up, quit

**switch, n.** a thin stick that bends easily, often used as a whip

## T

**tactics, n.** ways used to achieve a goal

**tax, n.** money a government charges for services it provides to the people (**taxes**)

**traitor, n.** someone who betrays his or her country, government, or a group he or she belongs to

**turning point, n.** a time when an important change occurs

**tyrannical, adj.** ruling people in a threatening or cruel way

## V

**villain, n.** someone who does evil things (**villains**)

**volley, n.** the firing of a large number of weapons at the same time

## W

**woo, v.** to try to get someone to love you (**wooing**)



## Cause and Effect Essay Rubric

	Exemplary	Strong	Developing	Beginning
<b>Introduction</b>	Opening paragraph clearly states the main idea of the essay—the causes and effects leading up to the American Revolution	Opening paragraph states the main idea of the essay somewhat clearly—the causes and effects leading up to the American Revolution	Opening paragraph states the main idea of the essay, but not clearly—the causes and effects leading up to the American Revolution	Opening paragraph does not state the main idea of the essay
<b>Body</b>	<u>Paragraph 1</u> All of the following causes and effects are included and listed in sequential order: repeal of the Stamp Act, Boston Massacre, Boston Tea Party	<u>Paragraph 1</u> Two of the three following causes and effects are included and listed in sequential order: repeal of the Stamp Act, Boston Massacre, Boston Tea Party	<u>Paragraph 1</u> One of the three following causes and effects are included: repeal of the Stamp Act, Boston Massacre, Boston Tea Party	<u>Paragraph 1</u> No appropriate causes or effects are included
	<u>Paragraph 2</u> All of the following causes and effects are included and listed in sequential order: Intolerable Acts, First Continental Congress, Patrick Henry's speech	<u>Paragraph 2</u> Two of the three following causes and effects are included and listed in sequential order: Intolerable Acts, First Continental Congress, Patrick Henry's speech	<u>Paragraph 2</u> One of the three following causes and effects are included: Intolerable Acts, First Continental Congress, Patrick Henry's speech	<u>Paragraph 2</u> No appropriate causes or effects are included
	<u>Paragraph 3</u> All of the following causes and effects are included and listed in sequential order: more British soldiers sent to Boston, night riders warn of British troop movement, Battles of Lexington and Concord	<u>Paragraph 3</u> Two of the three following causes and effects are included and listed in sequential order: more British soldiers sent to Boston, night riders warn of British troop movement, Battles of Lexington and Concord	<u>Paragraph 3</u> One of the three following causes and effects are included: more British soldiers sent to Boston, night riders warn of British troop movement, Battles of Lexington and Concord	<u>Paragraph 3</u> No appropriate causes or effects are included
<b>Conclusion</b>	Main idea of essay is restated in a different way from the introductory paragraph	Main idea of essay is restated in the same way as the introductory paragraph	Main idea of essay is restated in an unclear way	Main idea of essay is not restated
<b>Structure of the Piece</b>	All sentences in paragraphs are presented logically	Most sentences in paragraphs are presented logically	Some sentences in paragraphs are presented logically	Connections between sentences in paragraphs are confusing
	All information has been paraphrased	Most information has been paraphrased	Some information has been paraphrased	Little information has been paraphrased
	All transition words or phrases are used appropriately	Most transition words or phrases are used appropriately	Some transition words or phrases are used appropriately	Transition words or phrases are not used

### Guidance for Teacher Use of Rubrics

Rubrics are provided for evaluation of the content and structure of student writing composed within each unit. The criteria within the descriptions correspond to what is taught in the writing lessons. “Exemplary” to “Beginning” performance columns provide graduated descriptions for each criterion. The columns for “Strong,” “Developing,” and “Beginning” performance are shaded to help students initially attend to the description for “Exemplary” performance. The rubrics allow teachers and students to identify graduated steps for improvement when aspects of the writing do not meet all the taught criteria. To do this, teachers (and students) may highlight the language from each row that best describes the student writing.

## Cause and Effect Essay Editing Checklist

Cause and Effect Essay Editing Checklist	Notes
<b>Meaning</b>	
Is correct grammar used?	
<ul style="list-style-type: none"> <li>• Sentences are complete with subject and predicate.</li> </ul>	
<ul style="list-style-type: none"> <li>• Sentences are appropriate length (no run-ons).</li> </ul>	
<ul style="list-style-type: none"> <li>• The student has been supported with corrections for parts of speech, verb tense, and more complex sentence structure.</li> </ul>	
<b>Format</b>	
Does the student use appropriate formatting for the piece of writing?	
<ul style="list-style-type: none"> <li>• Paragraphs are indented.</li> </ul>	
<ul style="list-style-type: none"> <li>• There is a title on the front.</li> </ul>	
<b>Capitals</b>	
Is capitalization appropriately applied?	
<ul style="list-style-type: none"> <li>• All sentences begin with a capital letter.</li> </ul>	
<ul style="list-style-type: none"> <li>• All proper nouns are capitalized.</li> </ul>	
<b>Spelling</b>	
Are all words spelled correctly?	
<ul style="list-style-type: none"> <li>• Words using Core Knowledge Code are spelled appropriately.</li> </ul>	
<ul style="list-style-type: none"> <li>• Words from spelling and morphology lessons are spelled accurately.</li> </ul>	
<ul style="list-style-type: none"> <li>• The student has been supported with identifying misspellings to be looked up in reference sources as needed.</li> </ul>	
<b>Punctuation</b>	
Is punctuation appropriately applied?	
<ul style="list-style-type: none"> <li>• All sentences have appropriate ending punctuation.</li> </ul>	
<ul style="list-style-type: none"> <li>• Commas and quotation marks are used correctly for the ways they have been taught.</li> </ul>	

### ***Guidance for Teacher Use of Editing Checklists***

Editing checklists allow students and teachers to evaluate students' command of language conventions and writing mechanics within unit writing projects. They serve a different purpose than rubrics; rubrics measure the extent to which students apply specific instructional criteria they have been building toward across the unit, whereas editing checklists measure the extent to which students apply English language conventions and general writing mechanics. With regard to expectations for accountability, we recommend using the editing checklist to measure students' command of language conventions and writing mechanics only when students have received the appropriate instructional support and specific opportunity to review their writing for that purpose.

### ***Evaluating Student Writing***

Make enough copies of the rubric and editing checklist found in this section for evaluating each student's writing piece.

### ***Resources for the Enrichment Selections in *The Road to Independence****

The enrichment selections in *The Road to Independence* are intended to be used at your discretion. They are intended to be read by more advanced readers, as they are more difficult to read and include more challenging vocabulary than Chapters 1–9. You may want to assign these selections to students who need more challenging reading material. An introduction to the selections is provided here. Core vocabulary is also listed for each selection; these words are bolded in the Reader and appear in the glossary.

### Core Vocabulary for “Points of View”

“Points of View” describes the events of the American Revolution from the varying historical figures’ or groups’ viewpoints. This selection helps students better understand that conflicts in history can be understood by thinking about events from different historical perspectives. Activity Page E1.1 corresponds to this enrichment selection.

The following core vocabulary words are bolded in the selections and appear in the glossary. Remind students they can look up a word in the glossary if needed.

1. **so-called, *adj.*** implying the name or description of something or someone may be inaccurate (80)
2. **tyrannical, *adj.*** ruling people in a threatening or cruel way (80)
3. **oppressive, *adj.*** harsh and unfair; cruel (80)
4. **proclamation, *n.*** a public announcement made by a person or government (83)
5. **misleading, *adj.*** untrue (83)
6. **heed, *v.*** to respect and follow advice or instructions (**heeded**) (83)
7. **neutral, *adj.*** not supporting either side of an argument, fight, or war (83)

#### Vocabulary Chart for “Points of View”

Vocabulary Type	Tier 3 Domain-Specific Words	Tier 2 General Academic Words
Core Vocabulary	tyrannical proclamation	so-called oppressive misleading heed neutral
Spanish Cognates for Core Vocabulary	tiránico proclamación	opresivo neutral
Multiple-Meaning Core Vocabulary Words		
Sayings and Phrases	what all the fuss is about on the contrary against your will	

**Core Vocabulary for “Artillery Training”**

“Artillery Training” puts students in the shoes of a revolutionary soldier and, in a dynamic monologue, describes the technical details of how to use a Revolutionary War-era cannon. Activity Page E2.1 corresponds with this enrichment selection.

The following core vocabulary words are bolded in the selections and appear in the glossary. Remind students they can look up a word in the glossary if needed.

1. **range, n.** a specified distance (85)
2. **master, v.** to learn something completely; to gain the knowledge and skill that allows you to do something very well (85)
3. **muzzle, n.** the opening at the end of a gun or cannon where the ammunition comes out (86)
4. **charge, n.** the amount of explosive material needed to cause a blast (87)
5. **otherwise, adv.** in a different way (87)

**Vocabulary Chart for “Artillery Training”**

<b>Vocabulary Type</b>	<b>Tier 3 Domain-Specific Words</b>	<b>Tier 2 General Academic Words</b>
<b>Core Vocabulary</b>	muzzle charge	range master otherwise
<b>Spanish Cognates for Core Vocabulary</b>		master
<b>Multiple-Meaning Core Vocabulary Words</b>	charge	
<b>Sayings and Phrases</b>	haste makes waste	

NAME: \_\_\_\_\_ DATE: \_\_\_\_\_

**1.3** ACTIVITY PAGE

**Timeline I**

NAME: \_\_\_\_\_

1754 French and Indian War begins

1759 Battle of Québec

1763 French and Indian War ends

Core Knowledge Language Arts | Grade 4

Activity Book | Unit 6 11

NAME: \_\_\_\_\_ DATE: \_\_\_\_\_

**1.3** ACTIVITY PAGE  
CONTINUED

1765 British Parliament levies Stamp Act

1766 British Parliament repeals Stamp Act

March 1770 Boston Massacre

December 1773 Boston Tea Party

September 1774 First Continental Congress

1774 Intolerable Acts

April 19, 1775 Battles of Concord and Lexington

Core Knowledge Language Arts | Grade 4

Activity Book | Unit 6 13

NAME: \_\_\_\_\_ DATE: \_\_\_\_\_

**1.4** TAKE-HOME  
CONTINUED

Complete the following sentences to summarize what you learned from the text in your own words.

- The British government raised taxes because . . .  
they had to repay debts after the French and Indian War and felt the colonists should pay their share in return for continued protection in the colonies.
- The Stamp Act required the colonists to . . .  
pay a tax when they purchased many paper products.
- Many colonists were upset about the Stamp Act because . . .  
they felt it was unfair to be taxed by a government in which they had no representation.

Core Knowledge Language Arts | Grade 4

Activity Book | Unit 6 17

NAME: \_\_\_\_\_ DATE: \_\_\_\_\_

**2.2** TAKE-HOME

**Review Commas**

Insert commas in the appropriate locations.

- The British Parliament met in London, England, to make laws for the colonists who lived in Boston, Massachusetts.
- The first House of Burgesses met in Jamestown, Virginia, on July 30, 1619, to make decisions about famine, disease, and Indian attacks.
- George Washington was a representative in the Virginia House of Burgesses, commander of the army, and first president of the United States.
- On March 5, 1770, colonists threatened the British soldiers in Boston, Massachusetts, with snowballs, sticks, and clubs.

Write the address of someone you know.  
Answers may vary, but should include appropriate use of commas for addresses.

Write the date of your birthday for this year. If your birthday has already passed, write the date of your birthday for next year.  
Answers may vary, but should include appropriate use of commas for dates.

Write a sentence that includes a series of three things you will do after school.  
Answers may vary, but should include appropriate use of commas for words in a list.

Core Knowledge Language Arts | Grade 4

Activity Book | Unit 6 25



NAME: \_\_\_\_\_  
DATE: \_\_\_\_\_

**2.3** TAKE-HOME

**Practice Root port**

Write the correct word to complete each sentence. You may need to add -s to make the word correctly complete the sentence.

transport	portfolio	transportation	import
export	portable	support	

- The United States exports many goods to be sold to other countries.
- The United States also imports products from other countries to sell here.
- The bench was built to support the weight of four adults.
- When I make a final draft of my paper I will add it to my writing portfolio.
- We had a moving truck transport our things to our new apartment.
- Jordan has a portable radio to listen to when the power goes out.
- Ships were important forms of transportation during the time period around the American Revolution.

**Challenge:** *Important* means to carry great significance. Write a sentence using the word *important*.

Answers may vary, but should correctly use the word important.

---



---



---

NAME: \_\_\_\_\_  
DATE: \_\_\_\_\_

**3.1** ACTIVITY PAGE

**Trouble Is Brewing**

Complete this activity page with your partner after reading "Trouble Is Brewing."

The following box contains the definition for the term idiom. Read the definition and complete the activity that follows.

An idiom is a group of words or an expression that cannot be understood by the meaning of each word alone. Instead, the group of words in an idiom has its own particular meaning.

Each of the following sentences contains an underlined idiom. Follow these steps for each one:

- Find the sentence in your Reader and write the page number.
- Explain the idiom in your own words.

- There, angry crowds took their frustration out on tax collectors.  
Answers may vary, but should include that people got mad at the tax collectors because they thought the taxes were unfair, and the tax collectors were the ones who had to enforce payment of them.  
Page(s) 10
- And they thought the new tax on tea was every bit as unfair as the old tax on paper.  
Answers may vary, but should include that they believed the tax on tea was just as unfair as the taxes on paper.  
Page(s) 11

- In 1768, in response to the protests about the new taxes, the British government sent soldiers to Boston to keep an eye on the Sons of Liberty.  
Answers may vary, but should include that the British government sent soldiers to Boston to spy on the Sons of Liberty.  
Page(s) 12

- The situation became more serious when even more people poured into the streets.  
Answers may vary, but should include that the situation got worse because more angry people came out into the streets.  
Page(s) 12

- Soon a crowd of 300 angry Bostonians was pressing in on the outnumbered British soldiers.  
Answers may vary, but should include that soon a group of angry Bostonians surrounded the British soldiers.  
Page(s) 12

NAME: \_\_\_\_\_  
DATE: \_\_\_\_\_

**3.3** ACTIVITY PAGE

### Cause and Effect Paragraphs

#### Sequencing Events

Sequence the following events from first to last. The first event, the French and Indian War, is already labeled. Number the remaining events 2-5.

- 3 Parliament passed the Stamp Act, taxing colonists to raise money for Great Britain.
- 2 Great Britain was left with enormous debts after the war and needed additional funds to maintain the new lands it acquired from France.
- 1 The British fought and defeated the French in the French and Indian War to gain control of land in North America.
- 5 The colonists protested the Stamp Act with meetings, pamphlets, and petitions to London.
- 4 The colonists felt the Stamp Act was unfair because they had no representation in the British Parliament where the laws were made.

### Identify Causes and Effects

The chronology, or order, of events is very important when writing a cause and effect essay because it helps the reader understand both what happened and why. One event often causes another to happen.

Each sentence below tells about one of the events you have just sequenced. Each sentence includes both what happened (effect) and why it happened (cause).

Read the sentence fragments beneath each complete sentence and identify which one describes the cause and which one describes the effect of each event. Underline either cause or effect after each sentence fragment. The first one has been completed for you.

1. Because the British and the French wanted to gain control of land in North America, they fought each other in the French and Indian War.
  - because the British and the French wanted to gain control of land in North America (cause / effect)
  - they fought each other in the French and Indian War (cause / effect)
2. Great Britain needed money due to its enormous war debts.
  - Great Britain needed money (cause / effect)
  - due to its enormous war debts (cause / effect)
3. Parliament passed the Stamp Act because the British government felt the colonists should help pay for the war.
  - Parliament passed the Stamp Act (cause / effect)
  - because the British government felt the colonists should help pay for the war (cause / effect)

NAME: \_\_\_\_\_  
DATE: \_\_\_\_\_

**3.3** ACTIVITY PAGE  
CONTINUED

4. Since the colonists had no representation in the British government, they felt the Stamp Act was unfair.
  - since the colonists had no representation in the British government (cause / effect)
  - they felt the Stamp Act was unfair (cause / effect)
5. The colonists felt the Stamp Act was unfair, so they protested the Stamp Act.
  - the colonists felt the Stamp Act was unfair (cause / effect)
  - so they protested the Stamp Act (cause / effect)

Identify and circle cause and effect transition words in the previous sentences, using the information in the following chart as a guide.

Cause Transition Words	Effect Transition Words
because	consequently
due to	as a result
one cause is, another is	thus
since	resulted in
for	one reason is, another is
first, second	so

NAME: \_\_\_\_\_  
DATE: \_\_\_\_\_

**4.2** TAKE-HOME  
CONTINUED

Choose the word or phrase that best completes each sentence. You may refer to the excerpt if needed.

1. Another word for *grievance* is:
  - A. compliment
  - B. complaint
  - C. challenge
2. The members of the Continental Congress agreed that the colonies would stop \_\_\_\_\_ goods from Great Britain.
  - A. importing
  - B. boycotting
  - C. stockpiling
3. Some colonists believed war with Great Britain was \_\_\_\_\_.
  - A. unavoidable
  - B. avoidable
  - C. intolerable
4. Patrick Henry was in favor of:
  - A. colonial independence from Britain
  - B. continued British rule of colonies
  - C. additional debates on the subject of independence
5. Minutemen were special troops that could be \_\_\_\_\_ and ready to fight at a moment's notice!
  - A. stockpiled
  - B. boycotted
  - C. gathered

NAME: \_\_\_\_\_  
DATE: \_\_\_\_\_

**4.4** ACTIVITY PAGE

**Practice Root port**

Write the correct word to complete each sentence.

- The colonists agreed that they would not import tea from Great Britain.  
(import, export, portfolio, support)
- My friends and I are going to the basketball game to support the team.  
(report, export, import, support)
- I like my new computer because it is lightweight and portable.  
(portable, portfolio, transport, transportation)
- The ships were used to transport the cargo across the ocean.  
(transport, transportation, support, portable)
- The colonists also agreed that they would not export any goods to Great Britain.  
(import, export, portfolio, support)
- Paul Revere and other riders helped support the colonists by alerting them that the British were coming.  
(import, transport, support, export)

For each of the following words, write a sentence using the word.

- transport

Answers may vary, but should correctly use the word *transport*.

---



---



---

- transportation

Answers may vary, but should correctly use the word *transportation*.

---



---



---

NAME: \_\_\_\_\_  
DATE: \_\_\_\_\_

**5.3** ACTIVITY PAGE

**Plan Body Paragraph 1**

Use the word bank to complete the graphic organizer below.

British Parliament    Sons of Liberty    protesting colonists    British soldiers

Events	Dates	People
Stamp Act repealed	March 1766	<u>British Parliament</u>
Boston Massacre	1770	<u>British soldiers</u> <u>protesting colonists</u>
Boston Tea Party	December 1773	<u>Sons of Liberty</u>

Respond to the following writing prompt. Use the events and people from your graphic organizer in your response.

**Writing prompt:** The Boston Tea Party occurred in 1773, eight years after the Stamp Act of 1765, so the colonists had been living with unfair taxation for many years. Was it right for the Sons of Liberty to take such strong action by dumping the tea? Be sure to include both sides of the argument.

Choose words from the word bank to use in your response to the writing prompt.

crowd    repeal    boycott    replace    eliminate  
tax collectors    protest    massacre    Parliament

Answers may vary, but should include the events and people from the graphic organizer, as well as some words from the word bank.

---



---



---



---



---



---

NAME: \_\_\_\_\_ 6.2 ACTIVITY PAGE  
DATE: \_\_\_\_\_

**Timeline II**

Timeline II

- January 1776: Thomas Paine's "Common Sense"
- June 1775: Battle of Bunker Hill
- July 4, 1776: Congress adopts Declaration of Independence
- October 1777: British surrender at Saratoga
- February 1778: French alliance with colonists
- December 1777: Washington's troops camp at Valley Forge
- December 25, 1776: Crossing the Delaware/Surprise attack on Trenton
- September 1783: Peace treaty/Treaty of Paris

Core Knowledge Language Arts | Grade 4  
Activity Book | Unit 6 63

NAME: \_\_\_\_\_ 6.2 ACTIVITY PAGE  
DATE: \_\_\_\_\_ CONTINUED

Core Knowledge Language Arts | Grade 4  
Activity Book | Unit 6 65

NAME: \_\_\_\_\_ 6.3 TAKE-HOME  
DATE: \_\_\_\_\_

**Subject-Action Verb Agreement**

Complete the "Agreement" column of the chart by combining the subject with the action verb so that the subject and verb agree. Remember to use the present tense (action is happening now).

Subject	Action Verb	Agreement
the merchant	travel	the merchant travels
merchants	travel	the merchants travel
the child	dress	the child dresses
children	dress	the children dress
the student	study	the student studies
students	study	the students study
the poet	write	the poet writes
poets	write	the poets write
the baby	play	the baby plays
babies	play	the babies play
the cook	fry	the cook fries
cooks	fry	the cooks fry

Core Knowledge Language Arts | Grade 4  
Activity Book | Unit 6 67

Write expanded sentences for five subject-action verb agreement statements from the chart.

Example: The merchant travels across the Pacific in search of rare goods.

- Answers may vary, but should include appropriate use of subject-action verb agreement statements from the chart.
- Answers may vary, but should include appropriate use of subject-action verb agreement statements from the chart.
- Answers may vary, but should include appropriate use of subject-action verb agreement statements from the chart.
- Answers may vary, but should include appropriate use of subject-action verb agreement statements from the chart.
- Answers may vary, but should include appropriate use of subject-action verb agreement statements from the chart.

68 Unit 6 | Activity Book  
Grade 4 | Core Knowledge Language Arts

NAME: \_\_\_\_\_  
DATE: \_\_\_\_\_

**6.4** TAKE-HOME

***im-* and *in-*: Prefixes Meaning “not”**

Write the correct word to complete each sentence.

perfect	imperfect	convenient	inconvenient
active	inactive	polite	impolite

- Even though the cake I baked was uneven and looked imperfect, it tasted really good!
- My gym teacher says we should exercise or be active for at least thirty minutes every day.
- The grocery store is right by our house, so it is very convenient to stop on the way home.
- It is considered impolite and rude to whisper in front of someone.
- My teacher’s computer shut off because it was inactive for so long.
- I outgrew my old rain boots, but my new boots are the perfect size.
- The movie was not showing at the theater in our town, but my dad said that it was too inconvenient to drive to another town to see it.

- Write a sentence using the one word left in the box.

Answers may vary, but should correctly use the word *polite*.

**Challenge:** Write a sentence using one of your own *im-* or *in-* words.

Answers may vary, but should correctly use a word with the prefix

*im-* or *in-*.

NAME: \_\_\_\_\_  
DATE: \_\_\_\_\_

**6.6** TAKE-HOME

**Practice Spelling Words**

surrender	declaration	valiant	incident	monarchy
representative	independence	victory	grievance	militia

List the spelling words in alphabetical order.

- declaration
- grievance
- incident
- independence
- militia
- monarchy
- representative
- surrender
- valiant
- victory

NAME: \_\_\_\_\_  
DATE: \_\_\_\_\_

**7.1** ACTIVITY PAGE

**Shots and Speeches**

Reread Chapter 4, “Shots and Speeches,” and answer the following questions.

- The Second Continental Congress began to function as a government in all of the following ways EXCEPT:
  - They created their own money.
  - They formed a navy.**
  - They set up a postal service.
  - They agreed to form an army.

- What type of government did Thomas Paine think should replace the monarchy?

Thomas Paine thought the colonies should separate from Great Britain and form a republic, or a government made up of elected representatives.

- On page 39, what does the heading “No Simple Solution” mean? Support your answer with evidence from the text.

Answers may vary, but should include an understanding that it took a long time for the colonies to gain independence, and that it wasn’t easy. Many people were torn between their desire for independence and their loyalty to Great Britain.

Write the correct word to complete each sentence. Use the glossary as needed to check the meaning of words.

ambassadors	declaration	implications	fortified	scores
casualties	levy	retreat	ammunition	abstain

- The colonial militia fired at the British soldiers as they traveled along the road to Lexington and Concord, wounding many men and forcing the British to retreat to Boston.
- Members of the Second Continental Congress appointed ambassadors as representatives to foreign countries.
- William Prescott fortified Breed's Hill, making sure the militia had all the supplies they needed to defend themselves against the British army.
- There were casualties on both sides at the Battle of Bunker Hill.
- Without ammunition, the militia was unable to fire its cannons.
- Thomas Jefferson was chosen to write the official declaration of independence.
- The Declaration of Independence was approved by every colony except New York, which decided to abstain.

NAME: \_\_\_\_\_  
DATE: \_\_\_\_\_

**7.1** ACTIVITY PAGE  
CONTINUED

- Many colonists felt it was unfair for Parliament to levy taxes on the colonies.
- Victory in battle is not always celebrated because scores of soldiers often die.
- It is doubtful whether the signers of the Declaration of Independence imagined the implications of their act on the future of the United States of America.

NAME: \_\_\_\_\_  
DATE: \_\_\_\_\_

**7.3** ACTIVITY PAGE

### Plan Body Paragraph 2

Use the word bank to complete the graphic organizer below.

representatives from 12 of 13 colonies	representatives from Virginia	British Parliament	Patrick Henry	King George
--	-------------------------------	--------------------	---------------	-------------

Events	Dates	People
British Parliament passes the "Intolerable Acts"	Spring 1774	<u>King George</u> <u>British Parliament</u>
The First Continental Congress	Sept. 1774	<u>representatives from 12 of 13 colonies</u>
Virginia representatives debate response to Britain	March 1775	<u>representatives from Virginia</u> <u>Patrick Henry</u>

Respond to the following writing prompt. Use the events and people from your graphic organizer in your response.

**Writing prompt:** Why are people from all of the colonies concerned about the laws imposed in Massachusetts (the Intolerable Acts)? Be sure to include what the Intolerable Acts were and how the colonists responded to them.

Choose words from the word bank to use in your response to the writing prompt.

intolerable	grievance	independence	debate	unavoidable
liberty	representatives	complaints	First Continental Congress	Parliament

Answers may vary, but should include the events and people from the graphic organizer, as well as some words from the word bank.

---

---

---

---

---

---

---

---

---

---



NAME: \_\_\_\_\_  
DATE: \_\_\_\_\_

**8.3** ACTIVITY PAGE

**Plan Body Paragraph 3**

Use the word bank to complete the graphic organizer below.

Paul Revere, William Dawes, Samuel Prescott	British Parliament	British soldiers
colonial militia	King George	

Events	Dates	People
British Parliament reacts to colonists' preparations by sending more soldiers to Boston	Early April 1775	<u>King George</u> <u>British Parliament</u>
Night riders travel west from Boston to warn colonists of British plans to confiscate weapons	April 18, 1775	<u>Paul Revere, William Dawes, Samuel Prescott</u>
Battles of Lexington and Concord and the beginning of the Revolutionary War	April 19, 1775	<u>British soldiers</u> <u>colonial militia</u>

Respond to the following writing prompt. Use the events and people from your graphic organizer in your response.

**Writing prompt:** No one knows who fired the first shot at the battle in Lexington. If a stray shot had not been fired, do you think the Revolutionary War would have started? Explain what led to the first shots of the war.

Choose words from the word bank to use in your response to the writing prompt.

quietly	belfry	stockpile	volley	Paul Revere
Lexington	militiamen	confiscate	Concord	

Answers may vary, but should include the events and people from the graphic organizer, as well as some words from the word bank.

---

---

---

---

---

---

---

---

---

---

NAME: \_\_\_\_\_  
DATE: \_\_\_\_\_

**9.1** TAKE-HOME

**Practice Subject-Action Verb Agreement**

Fill in the correct pronoun for each noun. Complete the "Agreement" column, using the information provided. Remember to use the present tense (action is happening now) even though you may be writing about people who lived in the past. The first one has been done for you.

Subject	Action Verb	Agreement
the troops	prepare	the troops prepare
<b>they</b>	prepare	they prepare
the cannonball	fly	<b>the cannonball flies</b>
<b>it</b>	fly	<b>it flies</b>
Thomas Jefferson	write	<b>Thomas Jefferson writes</b>
<b>he</b>	write	<b>he writes</b>
the newspapers	say	<b>the newspapers say</b>
<b>they</b>	say	<b>they say</b>
the ox	push	<b>the ox pushes</b>
<b>he, she, it</b>	push	<b>he, she, it pushes</b>
the queen	cry	<b>the queen cries</b>
<b>she</b>	cry	<b>she cries</b>
the representatives	debate	<b>the representatives debate</b>
<b>they</b>	debate	<b>they debate</b>
you (singular)	drink	<b>you drink</b>
you (plural)	travel	<b>you travel</b>
I	play	<b>I play</b>
we	listen	<b>we listen</b>

Using only pronouns for subjects, write expanded sentences for five pronoun-action verb agreement statements from the chart.

Example: They prepare for the long battle ahead of them.

1. Answers may vary, but should correctly use pronoun-action verb agreement statements from the chart.
2. Answers may vary, but should correctly use pronoun-action verb agreement statements from the chart.
3. Answers may vary, but should correctly use pronoun-action verb agreement statements from the chart.
4. Answers may vary, but should correctly use pronoun-action verb agreement statements from the chart.
5. Answers may vary, but should correctly use pronoun-action verb agreement statements from the chart.

NAME: \_\_\_\_\_  
DATE: \_\_\_\_\_

**9.2** ACTIVITY PAGE

**Practice Prefixes *im-* and *in-***

Write the correct word to complete each sentence.

- The colonists believed a peaceful settlement with Great Britain was impossible and not likely to happen.  
(possible, impossible, capable, incapable)
- It is possible the soldiers confused Breed's Hill and Bunker Hill because they did not know the area.  
(active, inactive, possible, impossible)
- My mom received incorrect directions to the party, so we ended up at the wrong house.  
(correct, incorrect, patient, impatient)
- I am usually very patient while I wait at the doctor's office because I bring a book to read.  
(capable, incapable, patient, impatient)
- Ichabod Crane is a(n) perfect master of witchcraft because he has read so many book about witches.  
(patient, impatient, perfect, imperfect)

For each word, write a sentence using the word.

- practical*  
Answers may vary, but should correctly use the word practical.  
\_\_\_\_\_  
\_\_\_\_\_
- incomplete*  
Answers may vary, but should correctly use the word incomplete.  
\_\_\_\_\_  
\_\_\_\_\_
- correct*  
Answers may vary, but should correctly use the word correct.  
\_\_\_\_\_  
\_\_\_\_\_
- incapable*  
Answers may vary, but should correctly use the word incapable.  
\_\_\_\_\_  
\_\_\_\_\_

NAME: \_\_\_\_\_  
DATE: \_\_\_\_\_

**10.3** TAKE-HOME

**From Valley Forge to Yorktown**

Read the following excerpt and answer the questions that follow.

Von Steuben taught the Continental soldiers how to march and stand in formation. He taught them how to advance on the battlefield. He also taught them how to use the bayonets attached to their muskets. Von Steuben trained a model company. Then, the members of this model company trained other companies.

The following question has two parts. Answer Part A and then answer Part B.

- Part A:** In this paragraph, what is the meaning of *model company*?  
 A. a military company deserving to be copied by others  
 B. a fashion company that employs people to model clothes  
 C. a toy company that makes plastic parts to form model airplanes  
 D. an art company that employs models to pose for portrait painters  
**Part B:** Which sentence from the text best helps the reader determine the meaning of the term *model company*?  
 A. Von Steuben taught the Continental soldiers how to march and stand in formation.  
 B. He taught them how to advance on the battlefield.  
 C. He also taught them how to use the bayonets attached to their muskets.  
 D. Then, the members of this model company trained other companies.
- Explain in your own words how one man, Friedrich Wilhelm von Steuben, was able to train so many men for battle in such a short amount of time.

Answers may vary, but should include an understanding that he trained one group of men, creating a model company. This model company trained other companies who, in turn, may have trained other companies, until all the soldiers were trained.

NAME: \_\_\_\_\_  
DATE: \_\_\_\_\_

**10.3** TAKE-HOME  
CONTINUED

The following question has two parts. Answer Part A and then answer Part B.

- Part A:** In the first paragraph, what is the meaning of the word *reinforced*?  
 A. enforced new laws again  
 B. strengthened with new supplies or more people  
 C. angered  
 D. overpowered

**Part B:** Which sentence from the text best helps the reader determine the meaning of the word *reinforced*?

- In late September, Washington arrived at Yorktown with 4,000 French soldiers and 3,000 Continental soldiers.
- The French navy arrived as well, and one of the first things they did was drive away a convoy of British ships that were carrying supplies for Cornwallis and his men.
- That was when Cornwallis knew he was in trouble.
- He was cornered by the French and Continental armies, and the French navy had cut off his escape route as well as his supplies!

The following question has two parts. Answer Part A and then answer Part B.

- Part A:** In the third paragraph on page 51, what was the meaning of the word *fleet*?  
 A. cannons  
 B. generals  
 C. army  
 D. ships

**Part B:** Which phrase from the text best helps the reader determine the meaning of the word *fleet*?

- A. the French and Continental armies set up cannons
- B. the guns fired constantly
- C. they could not sail away**
- D. no choice but to surrender

NAME: \_\_\_\_\_ **11.1** ACTIVITY PAGE  
DATE: \_\_\_\_\_

### From Valley Forge to Yorktown

Answer the following questions as you read the chapter. Be sure to write in complete sentences and support your answer with evidence from the text.

1. How much time passed between the time the Continental Army marched out of Valley Forge and the time they won their first decisive battle?

**more than two years (June 1778 to fall of 1781)**

Page(s) **49**

2. The colonial troops traveled nearly 700 miles by foot from New York to Virginia. How long did it take them to cover all these miles?

**between one and two months (August 1781 to September 1781)**

Page(s) **50, 51**

3. How much time passed between the British surrender at Yorktown and the signing of the Treaty of Paris?

**nearly two years (October 1781 to September 1783)**

Page(s) **51, 54**

After reading the entire chapter, sequence the events from first to last by numbering them from 1–5.

- 2** The Continental Army left Valley Forge, reinforced with necessary supplies and military training.
- 5** The Treaty of Paris was signed and Great Britain recognized American independence.
- 3** The French joined the Continental Army at Yorktown, helping cut off supplies to the British and blocking British escape routes.
- 1** The Continental Army endured a hard winter at Valley Forge.
- 4** The British surrendered to the Continental Army at Yorktown.

NAME: \_\_\_\_\_ **11.2** TAKE-HOME  
DATE: \_\_\_\_\_

### Subject-to be Verb Agreement in the Present Tense

Fill in this chart and then use it to help you complete the activity page.

Subject-to be Verb Agreement		
To be verbs are linking verbs that link, or connect, the subject to the predicate without showing action.		
	Subject	Agreement in the Present Tense
Singular	I	<b>am</b>
	you	<b>are</b>
	he, she, it Write two singular nouns: 1. <b>Answers may vary</b> 2. <b>Answers may vary</b>	<b>is</b>
Plural	we	<b>are</b>
	you	<b>are</b>
	they Write two plural nouns: 1. <b>Answers may vary</b> 2. <b>Answers may vary</b>	<b>are</b>

Complete the "Agreement" column of the following chart to combine the subject with the to be verb so the subject and verb agree. The first one is completed for you. Remember to use the present tense.

Subject	to be Verb	Agreement
George Washington	to be	George Washington is
French troops	to be	French troops are
Lord Cornwallis	to be	Lord Cornwallis is
thousands of villagers	to be	thousands of villagers are
I	to be	I am
we	to be	we are
you	to be	you are

Write expanded sentences for three subject-to be verb agreement statements from the chart above.

Example: George Washington is a clever general.

- Answers may vary, but should correctly use subject-to be verb agreement statements from the chart.
- Answers may vary, but should correctly use subject-to be verb agreement statements from the chart.
- Answers may vary, but should correctly use subject-to be verb agreement statements from the chart.

NAME: \_\_\_\_\_ DATE: \_\_\_\_\_

### Suffixes -able and -ible

Write the correct word to complete each sentence.

predictable	collectible	enjoyable
predict	edible	collect

- Our daily routine is very predictable because we have the same schedule every day.
- When my family goes to the beach we like to collect the prettiest shells we can find.
- The baker made a(n) edible car to put on top of the boy's birthday cake.
- I predict that our team will win the basketball game this weekend because we are better than the other team.
- Write a sentence for each of the other words not used from the box.

A. Answers may vary, but should correctly use the word collectible.

B. Answers may vary, but should correctly use the word enjoyable.

Add the suffix -able or -ible to each of the following root words to create a new word. Then write the meaning of the new word and a sentence using the new word.

- Root Word: *comfort*  
 Meaning: a relaxed feeling; without pain  
 New Word: comfortable  
 Meaning: able to feel relaxed or without pain  
 Sentence: Answers may vary, but should correctly use the word comfortable.
- Root Word: *access*  
 Meaning: to enter or get into  
 New Word: accessible  
 Meaning: able to enter or get into  
 Sentence: Answers may vary, but should correctly use the word accessible.

NAME: \_\_\_\_\_ DATE: \_\_\_\_\_

### Practice Spelling Words

Sort the spelling words by their affix. Then answer the questions that follow.

tasty	greasy	immobile	inflexible
temporarily	noisy	impossible	easily
imperfect	intolerable	loudly	insufficient

im-	in-	-y	-ly
immobile	inflexible	tasty	temporarily
impossible	intolerable	greasy	easily
imperfect	insufficient	noisy	loudly

- What part of speech are the words with the suffix -ly? adverb
- What part of speech are the words with the prefix im-? adjective
- What part of speech are the words with the suffix -y? adjective
- What part of speech are the words with the prefix in-? adjective
- Which affixed words are a different part of speech than the others? -ly

NAME: \_\_\_\_\_  
DATE: \_\_\_\_\_

**12.2** TAKE-HOME

**Heroes and Villains**

Write the correct vocabulary word to complete each sentence. Use the glossary if you need help with the meanings of the words. You will not use all of the words.

defiant	enlist	foil(ed)	hero(es)	heroine(s)
jeer(s)	skirmish(es)	traitor(s)	villain(s)	regiment

- John Paul Jones's defiant reply to a British sailor was, "Surrender? I haven't yet begun to fight!"
- People who are respected for their bravery are known as heroes. Women who are respected for their bravery are called heroines.
- Deborah Sampson was only 21 years old when she decided to enlist in the army.
- Many soldiers were wounded in skirmishes during the American Revolution.
- The commander of each regiment in the Continental Army read the Declaration of Independence to his troops.

Read the following excerpt from "Heroes and Villains." Write the correct vocabulary word from the word bank to complete each sentence. Different forms of the words may be used in the blanks.

In 1780, Benedict Arnold made a plan to surrender the colonial fort at West Point in New York to the British. When this plan was foiled, Arnold joined the British army. He went on to fight for the British. The cheers for Benedict Arnold the hero quickly turned to jeers for Benedict Arnold the traitor.

- Because Arnold's plan was foiled, he joined the British army and received jeers from members of the Continental Army.
- Benedict Arnold was initially regarded as a hero, but when he turned against his country to fight for the British, he became known as a traitor/villain.
- Select a word from the word bank that you think best describes Benedict Arnold and write it on the line: \_\_\_\_\_ Write a sentence explaining your choice.

Answers may vary, but should include a word from the word bank.

\_\_\_\_\_  
\_\_\_\_\_

NAME: \_\_\_\_\_  
DATE: \_\_\_\_\_

**12.2** CONTINUED TAKE-HOME

Read the following excerpt from "Heroes and Villains." Then answer the question that follows.

One of the greatest heroes on the colonists' side was George Washington. Washington was commander-in-chief of the Continental Army throughout the war. He took over not long after the Battles of Lexington and Concord in 1775, fighting the British in New York and New Jersey. He survived the dreadful winter of 1777 to 1778 at Valley Forge. He was still in command when the Continental Army won the decisive victory at Yorktown in 1781.

- Do you agree with the statement, "One of the greatest heroes on the colonists' side was George Washington"? Circle one.  
A. Yes  
B. No

Explain your answer in two or more sentences below.

Answers may vary, but should include at least two sentences.

\_\_\_\_\_  
\_\_\_\_\_  
\_\_\_\_\_  
\_\_\_\_\_  
\_\_\_\_\_  
\_\_\_\_\_

NAME: \_\_\_\_\_  
DATE: \_\_\_\_\_

**14.1** ACTIVITY PAGE

**The Legend of Sleepy Hollow**

Answer questions 1–5 as you and your partner read the chapter.

- A simile is a literary device that uses the word *like* or *as* to compare two things. This simile helps describe the setting:

A drowsy, dreamy atmosphere hangs over the valley, as if it were under the sway of some bewitching power.

What two things are compared in this simile?

the atmosphere of the valley and the sway of some bewitching power

What mood does this simile convey about the setting?

Answers may vary, but should include words such as spellbinding, haunting, magical, or enchanting.

Write the page number where this simile is used.

Page(s) 64

2. A hyperbole is a literary device that uses exaggeration. Underline the hyperbole used to describe the main character, Ichabod Crane, in the following text:

In this out-of-the-way place there lived a teacher by the name of Ichabod Crane. His name was well-suited to him. He was tall and very lanky, with narrow shoulders, long arms and legs, and hands that dangled a mile out of his sleeves.

Explain the hyperbole in your own words.

Answers may vary, but should include the fact that a man's hands would never hang a mile below his shirtsleeves. This hyperbole means Ichabod has very long hands.

Write the page number where this hyperbole is used.

Page(s) 64

3. Underline the two similes used to describe Ichabod Crane in this sentence:

His elbows stuck out like a grasshopper's, and as he rode his arms flapped like a pair of wings.

What two things are compared in each simile?

Ichabod's elbows are compared to a grasshopper's; Ichabod's arms when he rides are compared to a pair of wings.

NAME: \_\_\_\_\_  
DATE: \_\_\_\_\_

How do these similes help describe Ichabod Crane?

Answers may vary, but should include that comparing Ichabod's elbows and arms to a grasshopper's hind legs and wings helps the reader visualize how Ichabod looks riding the horse.

Write the page number where these similes are used.

Page(s) 67

4. A metaphor is a literary device that expresses comparison but does not use the word *like* or *as*.

Which of the following is an example of a metaphor? Circle all that apply.

- A. [O]ne might have mistaken [Ichabod Crane] for a scarecrow.  
 B. The most formidable of all was a local hero known as Brom Bones.  
 C. There were apple and peach and pumpkin pies, and delectable dishes of preserved plums.  
 D. [H]e pictured . . . every turkey wearing a necklace of savory sausages.

Select one of the metaphors above and explain it in your own words.

Answers may vary, but should reflect understanding of one of the following comparisons: Ichabod Crane to a scarecrow; a string of sausages to a necklace.

Write the page number where this metaphor is used.

Page(s) A: 64, D: 66

5. Personification is a literary device in which human characteristics are assigned to nonhuman objects. Personification is used in this statement:

What fearful shapes and shadows jumped across his path! How often did he dread to look over his shoulder, for fear of catching a glimpse of some ghostly being close behind him!

What nonhuman object(s) are assigned human characteristics?

shapes and shadows

Explain the personification in your own words.

Answers may vary, but should explain that the path seems more frightening because the shapes and shadows are described as having human characteristics (jumping).

Write the page number where this personification is used.

Page(s) 66

NAME: \_\_\_\_\_  
DATE: \_\_\_\_\_

Answer questions 6 and 7 after you and your partner finish reading "The Legend of Sleepy Hollow."

6. Authors often use fear or suspense to build excitement. Do you think this story was scary or suspenseful? Why or why not? Support your answer with examples from the story.

Answers may vary, but may include yes, because of the mystical setting of the story, Ichabod's interest in witchcraft, ghostly sounds, Ichabod's travels after dusk in a dark wood, tales of a headless horseman, the encounter with this mysterious rider, and Ichabod's unexplained disappearance; the mood suggested by the illustrations and words used in the text (bewitching, formidable, dread, fear, horror-struck, terror); or no, because there isn't much action in the story.

7. A theme is a recurring idea or subject in a story. One theme in "The Legend of Sleepy Hollow" is greed. A second theme is the real vs. the imaginary. Select one theme and provide examples from the text, showing how the author weaves this theme into the story.

Answers may vary, but may include Ichabod's desire to marry Katrina Van Tassel to gain wealth (greed); or ghosts, a headless horseman, imaginative thoughts in the darkness (real vs. imaginary).



NAME: \_\_\_\_\_  
DATE: \_\_\_\_\_

**14.2** TAKE-HOME

**Modal Auxiliary Verbs**

**Part I:** Answer the following questions or find a classmate that can answer each question. Be sure to use the modal verb from the question in your answers.

Example: Can you ride a bicycle?

Yes, I can ride a bicycle.

No, I can't ride a bicycle.

1. Can you use chopsticks?

Answers may vary, but should include appropriate use of the modal verb and correct punctuation.

2. Can you climb a fire pole?

Answers may vary, but should include appropriate use of the modal verb and correct punctuation.

3. Who can speak another language?

Answers may vary, but should include appropriate use of the modal verb and correct punctuation.

4. Who can play an instrument?

Answers may vary, but should include appropriate use of the modal verb and correct punctuation.

5. Name one thing you could not do when you were four years old.

Answers may vary, but should include appropriate use of the modal verb and correct punctuation.

6. Name one thing you could do when you were four years old.

Answers may vary, but should include appropriate use of the modal verb and correct punctuation.

**Part II:** Select the modal verb that correctly completes each sentence below. In some cases, there may be more than one possibility, but choose the one you think is best.

1. The dark storm clouds in the distance are coming closer and closer. It \_\_\_\_\_ rain soon.

- \_\_\_\_\_ won't  
\_\_\_\_\_ will  
 might

2. Janet did not get enough sleep last night. She \_\_\_\_\_ be a little grouchy today.

- may  
\_\_\_\_\_ will  
\_\_\_\_\_ can

3. If the baby is hungry, he \_\_\_\_\_ cry.

- \_\_\_\_\_ won't  
 will  
\_\_\_\_\_ can

4. Drinking more water \_\_\_\_\_ help you get over a cold faster.

- \_\_\_\_\_ can't  
 may  
\_\_\_\_\_ will

5. The Sons of Liberty decided they \_\_\_\_\_ boycott British tea because of unfair taxes.

- \_\_\_\_\_ might  
\_\_\_\_\_ may  
 will

NAME: \_\_\_\_\_  
DATE: \_\_\_\_\_

**14.2** CONTINUED TAKE-HOME

6. Without the help of French troops, the Continental Army \_\_\_\_\_ have won the war.

- \_\_\_\_\_ can  
\_\_\_\_\_ might  
 couldn't

7. Having a well-trained army \_\_\_\_\_ help them win the battle.

- \_\_\_\_\_ can't  
\_\_\_\_\_ won't  
 could

NAME: \_\_\_\_\_  
DATE: \_\_\_\_\_

**14.3** ACTIVITY PAGE

**Practice Suffixes -able and -ible**

Write the correct word to complete each sentence.

portable	comfortable	predictable
accessible	visible	edible

1. The pizza was cold, but I thought it was still \_\_\_\_\_ **edible** because I like it that way.

2. The front entrance to the grocery store was not \_\_\_\_\_ **accessible** because the road was closed, so we had to go in another way.

3. When I sit in the back of the classroom, I have to strain my eyes because the board is not very \_\_\_\_\_ **visible** from there.

Choose the statement that best answers the question.

4. Which of the following could be described as *portable*?

- A. a large, heavy suitcase  
B. a harbor where ships anchor to deliver or pick up cargo  
 C. a small radio you can easily move to use in different places

5. Which of the following could be described as *predictable*?

- A. My mother takes a different route to work every day.  
B. Scientists say it is difficult to know when an earthquake will hit.  
 C. My sister likes to eat the same thing for lunch every day.

6. Which of the following could be described as *comfortable*?
- A. Georgia spilled her lemonade on the table and made it sticky.
  - B.** The seats in the new movie theater were soft with high backs and armrests.
  - C. After such a long ride, Filipe couldn't wait to get off the bus and stretch his legs.
7. Which of the following could be described as *visible*?
- A. The groundhog stayed underground all day.
  - B.** It was easy to find my brother at the park because he was wearing a bright orange shirt.
  - C. His shirt sleeve covered the bandage on his arm where he had injured himself rock climbing.
8. Answer the following question. Be sure to use the word *portable* and/or *comfortable* in your answer.

Would you rather have a bed that is portable or comfortable? Why?

Answers may vary, but should include the word(s) *portable* and/or *comfortable*.

---



---

NAME: \_\_\_\_\_ 14.4 ACTIVITY PAGE  
DATE: \_\_\_\_\_

### Practice Spelling Words

Write the correct word to complete each sentence. Words will not be used more than once; some words will not be used.

easily	greasy	immobile
imperfect	impossible	inflexible
insufficient	intolerable	loudly
noisy	tasty	temporarily

- The militia was armed with insufficient ammunition at the Battle of Bunker Hill.
- It was impossible to get to school on time because of heavy traffic.
- Suzanne shared her mother's tasty brownies with her friends.
- Infants are relatively immobile until they learn to crawl or walk.
- We stopped our mail delivery temporarily while we were away.
- The gym was noisy due to the loud cheering of the crowd at the game.
- Despite the imperfect appearance of the cracked bowl, it was still useful for holding fruit.
- If you study your spelling words, you will complete the assessment easily.

Write two sentences using spelling words that were not used in the first eight sentences. Be sure to use correct capitalization and punctuation.

- Answers may vary, but should correctly use the word *greasy*, *inflexible*, *intolerable*, or *loudly*.
- Answers may vary, but should correctly use the word *greasy*, *inflexible*, *intolerable*, or *loudly*.

Rip and his guide joined the party. His guide emptied the keg into large tankards, and the men sipped in silence. When they were done, they returned to their game. As Rip's fear subsided, he ventured to taste the beverage, too. Before long, the events of the day and the mountain air overpowered Rip, and he fell into a deep sleep.

Use the space below to write a brief summary of the events included in the excerpt. Use your own words and include all the details that are important for understanding the passage.

Answers may vary, but should include that one day, Rip Van Winkle went into the forest to hunt for squirrels. He saw a stranger wearing old-fashioned clothes and carrying a keg. The two men climbed up a hill together, and soon heard loud noises, which turned out to be a group of odd-looking men playing ninepins. Rip and the stranger joined the group for a party. Eventually, Rip fell asleep.

---



---



---

NAME: \_\_\_\_\_  
DATE: \_\_\_\_\_

**15.3** TAKE-HOME  
CONTINUED

Write the correct core vocabulary words from the word bank to complete each sentence.

peal	ninepins	breeches	melancholy
------	----------	----------	------------

- The villagers listened to the peal of the church bells as the wedding ceremony ended.
- The long, gray winters with little sunshine made my whole family feel melancholy.
- Although both games are played with pins and balls, the scoring for bowling is quite different from that of ninepins.
- Some young schoolboys still wear woolen breeches to school.

NAME: \_\_\_\_\_  
DATE: \_\_\_\_\_

**16.1** ACTIVITY PAGE

**to be Verbs and Modal Auxiliary Verbs**

Write the correct verb to complete each sentence.

to be Verbs: am, are, is	Modal Auxiliaries: can, might, will
--------------------------	-------------------------------------

- Not far from the Hudson River is a little valley known as Sleepy Hollow.
- In "The Legend of Sleepy Hollow" there is a teacher by the name of Ichabod Crane.
- He has huge ears, large green eyes, and fluttering clothes. You might mistake him for a scarecrow.
- Ichabod lives in the houses of the farmers whose children he teaches. The children are excited when they find out he is living with them.
- Ichabod can read. He especially likes to read scary stories.
- At night, as he rides home through the dark forest, he hears strange things and thinks he might/will run into a headless horseman or a wandering spirit.
- One day Ichabod does not show up at school. The pupils are worried. What might have happened to him?
- Some people think that Ichabod might have been spirited away.
- I can read, too. I am afraid to read scary stories because they might/will give me nightmares.
- Can you read? Are you afraid to read scary stories?

Write two sentences using modal auxiliaries (can, can't, could, couldn't, may, might, will, won't).

- Answers may vary, but should correctly use one of the following modal auxiliaries: can, can't, could, couldn't, may, might, will, won't.
- Answers may vary, but should correctly use one of the following modal auxiliaries: can, can't, could, couldn't, may, might, will, won't.

NAME: \_\_\_\_\_  
DATE: \_\_\_\_\_

**16.2** ACTIVITY PAGE

**Practice Suffixes -able and -ible**

Write the correct word to complete each sentence.

collectible	edible	predict	eat
comfortable	comfort	predictable	collect

- When I am sick, I like the comfort of my own bed instead of the couch downstairs.
- I know a book is written well when I am unable to predict the ending ahead of time.
- Our nature guide explained which plants along the trail were edible and which plants were harmful if ingested.
- The car my grandfather restored is very rare and is now considered a collectible.
- My afternoons after school follow a predictable pattern as I usually have a snack first, then get started on my homework.
- I like to collect old stamps from mail sent long ago.

Write a sentence for each of the remaining words in the box.

- Answers may vary, but should correctly use the word eat.
- Answers may vary, but should correctly use the word comfortable.

NAME: \_\_\_\_\_  
DATE: \_\_\_\_\_

**17.1** ASSESSMENT  
CONTINUED

**Questions**

The following question has two parts. Answer Part A and then answer Part B.

1. **Part A:** What was Franklin's important role during the French and Indian War?
- A. He entertained people with his cartoons.
  - B. He fought in the war.
  - C. He urged the colonies to stay divided.
  - D. He urged the colonies to be united.

**Part B:** What was the result of Franklin's role in the French and Indian War?

The colonies did eventually join together and they were able to defeat the French.

2. In paragraph 3, what does the word *crisis* mean in the following sentence?

However, when the British government tried to pay for the war with new taxes, another *crisis* occurred.

- A. serious problem
- B. agreement
- C. celebration
- D. promise

3. The chart below lists a number of events that led up to the American Revolution and the role that Benjamin Franklin played in the events. Number each event in the correct order to show the sequence of events, writing "1" next to the first event, "2" next to the second event, and so on.

Events that Occurred	Correct Sequence of Events
Franklin traveled to England and persuaded Parliament to repeal the Stamp Act.	3
In addition to Pennsylvania, Franklin went on to represent Massachusetts, New Jersey, and Georgia.	4
Franklin left England and went home to support the patriots.	5
Parliament passed the Stamp Act. Franklin and the colonists were upset.	1
Franklin's cartoon was used to encourage the colonies to be united against the Stamp Act.	2

4. What is the main idea of this passage?
- A. Franklin was a persuasive man.
  - B. Franklin had many significant roles in the American Revolution.
  - C. Franklin worked with the British to find resolutions.
  - D. Franklin represented many colonies.

NAME: \_\_\_\_\_  
DATE: \_\_\_\_\_

**17.1** ASSESSMENT  
CONTINUED

5. The last sentence of the passage says that Franklin returned home to help the patriots. What do you think he was returning home to help the patriots with?

He was returning home to help the patriots fight for the colonies' independence from Great Britain.

Informational Text Comprehension Score: \_\_\_\_\_ / 5 points

To receive a point for a two-part question (i.e., 1), students must correctly answer both parts of the question.

21. He said, "Well, my boy, it's a good thing we were home in our beds last night! For it seems that the patriot crowd got a little out of hand. It says here that they tore down the statue of the king!"
22. "Really?" I said, trying to sound surprised while hiding my smile.

[Note: this is an imaginary story based on real events that occurred in New York City on July 9, 1776. The story was inspired by a newspaper account in Frank Moore, *Diary of the American Revolution (New York, 1860)*, pp. 270–271.]

**Questions**

6. Why did Dickie and the narrator think the last part of the Declaration of Independence they heard read aloud was a bit less exciting than the first part?
- They thought the first part was so eloquent and poetic sounding, but the last part was a long list of complaints.
7. Why did Dickie think the soldiers read the long list of complaints about King George?
- A. He felt the soldiers were trying to show their support for King George.
  - B. He felt the soldiers wanted to show how King George wanted to help the colonies.
  - C. He felt the soldiers were trying to say King George is a bad king.
  - D. He felt the soldiers were trying to form a plan of attack against the colonies.

NAME: \_\_\_\_\_  
DATE: \_\_\_\_\_

**17.1** ASSESSMENT  
CONTINUED

8. In paragraph 4, the narrator says “However, it turned out my day was not yet over.” What did he mean by this?
- A. He snuck out later with Dickie to Bowling Green Park.
  - B. He had to eat supper with his family.
  - C. He had chores to do around the house.
  - D. He was too excited to fall asleep.
9. Which two reasons best explain why people tore down the statue of King George III?
- A. They were part of a crowd.
  - B. The men wanted to put up a new statue.
  - C. They no longer supported the king.
  - D. They were restless.
  - E. They would make musket balls out of the statue.
  - F. They thought the statue looked like a Roman general.

The following question has two parts. Answer Part A and then answer Part B.

10. **Part A:** Did Papa know his son saw the statue at Bowling Green Park being torn down?

No, Papa did not know his son saw the statue at Bowling Green Park being torn down.

**Part B:** How do you know?

He told his son about what happened because he assumed his son was at home, not at the park, and his son responded to the news in a surprised way.

NAME: \_\_\_\_\_  
DATE: \_\_\_\_\_

**17.1** ASSESSMENT  
CONTINUED

### Writing Prompt

How would the story “A Fictional Excerpt from a Boy’s Diary, written in New York City, New York—July 11, 1776” be different if it were told from the point of view of someone who supported the British? Share at least two specific parts of the story that would be different. Provide information from the story to explain and support your answer.

Answers may vary, but should clearly identify two examples from the text about how the story would change if written from the point of view of a British supporter. Examples are clearly supported by explanation from the text.

### Grammar

Insert commas in the appropriate locations.

1. The Stamp Act was passed by Parliament on March 22, 1765.
2. Newspapers, magazines, legal documents, and even playing cards were taxed.

Insert punctuation, including quotation marks, in the appropriate locations.

3. “How could any one man claim the right to rule over millions?” asked Thomas Paine.
4. “On July 2, 1776,” states the text, “the members of the Second Continental Congress voted for independence.”

Complete the “Agreement” column of the following chart to combine the subject with the verb so the subject and verb agree. Remember to use the present tense (action is happening now).

Subject	Verb	Agreement
5. the child	watch	the child watches
6. my friends	to be	my friends are
7. I	to be	I am
8. my sister	cry	my sister cries

NAME: \_\_\_\_\_  
DATE: \_\_\_\_\_

**17.1** ASSESSMENT  
CONTINUED

Select the verb that correctly completes each sentence below. In some cases, there may be more than one possibility, but choose the ONE you think is best.

9. I have a lot of work to do, so I \_\_\_\_\_ be able to go to the movie tonight.
  - A. might
  - B. won't
  - C. can
10. Last year I couldn't make a basket with a basketball, but now I \_\_\_\_\_ play much better.
  - A. can
  - B. will
  - C. could
11. If she wants to make it to the final competition, she \_\_\_\_\_ need to practice and work hard this season.
  - A. might
  - B. will
  - C. can

Grammar Score: \_\_\_\_\_ / 11 total

**Morphology**

- Which of the following best demonstrates the meaning of the word *visible*?
  - I can't see the mountains because they are covered in fog.
  - Ben felt around for the broom hidden in the back of the closet.
  - She dropped her key on the ground last night and couldn't find it in the dark.
  - I can see stars in the sky on a clear night.
- I found the plot of the movie to be very predictable. What does this mean about the movie?
  - I was surprised by what happened during the movie.
  - The movie was filmed in a pretty location.
  - I could easily guess what was going to happen during the movie.
  - The movie plot was very different from the book it was based on.

Write the correct word to complete each sentence. Not all words will be used.

polite	impolite	inhale	exhale	patient
impatient	active	inactive	convenient	inconvenient

- My little sister has so much energy and stays very active.
- The doctor told me to first exhale and then inhale deeply so she could listen to my lungs.
- The library in town is close by and very convenient for our family to visit.

NAME: \_\_\_\_\_  
DATE: \_\_\_\_\_

- I was impatient for my friend to finish her homework so she could play with me.
- It is considered impolite to stare at people.

Morphology Score: \_\_\_\_\_ / 7 total

NAME: \_\_\_\_\_  
DATE: \_\_\_\_\_

***The Road to Independence***  
**Mid-Unit Content Assessment**

The following question has two parts. Answer Part A and then answer Part B.

- Part A:** The French and Indian War was fought between the:
  - Spanish, French, and Germans
  - Native Americans and French
  - British and French
  - Canadian French, Native Americans

**Part B:** By defeating the \_\_\_\_\_ in the French and Indian War, the \_\_\_\_\_ became the most important power in North America.

- Spanish; French
  - Native Americans; French
  - British; Native Americans
  - French; British
- As a result of the French and Indian War, the British:
    - invited members of the colonies to serve as representatives in Parliament
    - imposed new taxes, including several that would have to be paid by the colonists
    - asked members of the House of Burgesses to raise money for Britain's debts
    - sailed back to England and left the colonists alone to govern themselves
  - The British government created the Stamp Act to:
    - force colonists to help pay Britain's war debts
    - protect the colonists from French taxes
    - ensure that all British goods were stamped with the king's seal
    - issue stamps for packages between the colonies and Great Britain

- The Sons of Liberty and many others felt that British taxes were unfair because the colonists:
  - had no ties to Great Britain and felt they owed them nothing
  - had their own bills to pay following the war
  - had no say in how to raise money to pay Britain's debts
  - wanted complete independence from Britain
- Discontent and a desire for independence grew in the colonies as a result of which of the following? Circle all that apply.
  - Great Britain's increased taxation on the colonies
  - British show of military force in Boston
  - Native Americans' continued aggression
  - Great Britain's removal of colonial rights
- When news of the Boston Tea Party reached Great Britain:
  - noblemen made plans to sail to America for another splendid party
  - the British Parliament repealed the tax on tea
  - the British Parliament approved a new set of laws to punish the people of Boston
  - King George III was forced to resign as king of England

The following question has two parts. Answer Part A and then answer Part B.

- Part A:** The colonists referred collectively to the Boston Port Act, the Massachusetts Government Act, the Administration of Justice Act, and the Quartering Act as the \_\_\_\_\_ Acts because they \_\_\_\_\_.
  - Freedom; gave more freedom to the colonists
  - Peace; established peace between the colonists and Great Britain
  - Intolerable; were too painful and hard to accept
  - Massachusetts; applied only to the state of Massachusetts



NAME: \_\_\_\_\_  
DATE: \_\_\_\_\_

**PP.1** ASSESSMENT  
CONTINUED

**Part B:** In response to these acts, representatives from 12 of the 13 colonies formed the First Continental Congress to:

- A. celebrate improved relationships between Great Britain and the colonies
  - B. draft a list of complaints and grievances against the British government
  - C. draft a letter to the king, asking him to enforce the same laws in all the colonies
  - D. wage war against Great Britain
8. Number the following events in the order in which they happened, from 1–4.
- A. 1 The first shots of the Revolutionary War were fired at Lexington, Massachusetts.
  - B. 4 Thomas Jefferson drafted a declaration of independence, stating reasons for breaking away from Great Britain.
  - C. 2 Paul Revere rode west from Boston, warning colonists that the British were planning to seize colonial weapons from Concord, Massachusetts.
  - D. 3 The British defeated the colonists at the Battle of Bunker Hill.
9. Which of the following statements about the Declaration of Independence are true? Circle all that apply.
- A. Thomas Jefferson was its main author.
  - B. It was reviewed by Benjamin Franklin and John Adams.
  - C. It listed reasons for the colonists' desire to break away from France.
  - D. It remains a key document in American history.

Mid-Unit Content Assessment total: \_\_\_\_\_ /9 points.  
To receive a point for a two-part question (i.e., 1, 7), students must correctly answer both parts of the question.

NAME: \_\_\_\_\_  
DATE: \_\_\_\_\_

**PP.2** ASSESSMENT

**The Road to Independence**  
**End-of-Unit Content Assessment**

1. As a result of the French and Indian War, \_\_\_\_\_ became the dominant power in North America.
- A. France
  - B. Native American tribes
  - C. Great Britain
  - D. Spain
2. Following the French and Indian War, the British decided to tax the colonists because:
- A. they wanted to pay the Native Americans who helped them during the war
  - B. they wanted to continue exploring new lands beyond the Americas
  - C. they owed lots of money and felt the colonists should help pay their bills
  - D. they disliked the colonists for living in North America

The following question has two parts. Answer Part A and then answer Part B.

3. **Part A:** In the following paragraph, what is the meaning of the word *opposition*?

Many of the colonists were proud British subjects. But they also felt that they had rights—rights that the king and his government could not take away. *Opposition* to the Stamp Act spread.

- A. approval
- B. disagreement
- C. understanding
- D. obedience

**Part B:** The colonists demonstrated their opposition to the Stamp Act in which of the following ways? Circle all that apply.

- A. sending petitions to London
  - B. crying, "No taxation without representation!"
  - C. sending money to London
  - D. writing pamphlets
4. In the following sentence, what is the meaning of the word *boycott*?

Many establishments agreed to *boycott* British tea.

- A. get rid of
  - B. buy and use
  - C. serve and sell
  - D. refuse to buy or use
5. Which of the following words describes a person who supports and defends his or her country?
- A. traitor
  - B. patriot
  - C. ambassador
  - D. rebel

NAME: \_\_\_\_\_  
DATE: \_\_\_\_\_

**PP.2** ASSESSMENT  
CONTINUED

The following question has two parts. Answer Part A and then answer Part B.

6. **Part A:** The Stamp Act, the Boston Massacre, and the Intolerable Acts were all examples of:
- A. colonial and British cooperation
  - B. British respect for the colonists
  - C. increasing British control over the affairs of the colonists
  - D. colonial acts of aggression against the British

**Part B:** These incidents led to a meeting in Philadelphia, where representatives from 12 of the 13 colonies gathered. This meeting is known as:

- A. The First Continental Congress
  - B. The Virginia House of Burgesses
  - C. The Declaration of Independence
  - D. The Sons of Liberty
7. Paul Revere and other night riders rode out of Boston on the eve of the:
- A. Battles of Lexington and Concord
  - B. Battle of Bunker Hill
  - C. Battle of Breeds Hill
  - D. Battle of Saratoga
8. The American Revolution spans many years, but the actual war began in \_\_\_\_\_ with the "shot heard 'round the world" in \_\_\_\_\_.
- A. April 1775; Lexington, Massachusetts
  - B. June 1775; Bunker Hill, Massachusetts
  - C. October 1781; Yorktown, Virginia
  - D. December 1776; Trenton, New Jersey

9. While the Battle of Bunker Hill was being fought in Massachusetts, representatives from all 13 colonies attended the Second Continental Congress. Which of the following did they decide to do? Circle all that apply.
- A. declare war on Great Britain
  - B. create an army
  - C. write a formal declaration of independence
  - D. set up a postal service
10. This patriot's pamphlet, *Common Sense*, influenced the Second Continental Congress' decision to fight for independence.
- A. Samuel Adams
  - B. Isaac Barre
  - C. Thomas Paine
  - D. John Hancock

The following question has two parts. Answer Part A and then answer Part B.

11. **Part A:** In the following sentence, what is the meaning of the word *declaration*?

Thomas Jefferson, a representative from Virginia, was asked to write an official *declaration* of independence.

- A. a document that contains an official statement
- B. a pamphlet to be distributed to the colonies
- C. a letter to the king of England
- D. a book declaring desires for liberty

- Part B:** The declaration of independence that Thomas Jefferson was asked to write:
- A. was never finished
  - B. was read only by members of the Second Continental Congress
  - C. became a key document in American history
  - D. was burned by the king of England
12. The Second Continental Congress put this patriot in charge of the Continental Army.
- A. Patrick Henry
  - B. George Washington
  - C. Thomas Jefferson
  - D. John Hancock
13. Which of these statements best describes the Continental Army during the first years following the Declaration of Independence?
- A. The Continental Army outnumbered the British troops two to one.
  - B. The Continental Army had hundreds of cannons and a large fleet of fighting ships.
  - C. The Continental Army had little military training and faced many challenges and defeats.
  - D. The Continental Army's knowledge of the land in North America resulted in many early victories.
14. Number the following events in the order in which they happened, from 1–3.
- 2 Tadeusz Kościuszko, a Polish engineer, helped the Continental Army build defensive walls and forts near Saratoga, New York, forcing the British to surrender their arms.
  - 3 Friedrich von Steuben joined Washington's troops at Valley Forge and trained a model company in the use of bayonets and muskets.
  - 1 George Washington boosted the morale of his troops by staging a surprise attack, crossing the Delaware River and forcing the surrender of Hessian soldiers in Trenton, New Jersey.

15. Who wrote the following words, and in what context were they written?

"I am now convinced, beyond a doubt that unless some great and capital change suddenly takes place . . . this Army must inevitably be reduced to one or other of these three things. Starve, dissolve, or disperse."

- A. The British general wrote these words to King George III, describing the state of his army after their defeat at the Battle of Saratoga.
  - B. Lord Cornwallis wrote these words to General O'Hara as a sign of defeat at Yorktown.
  - C. George Washington wrote these words in a letter to the Continental Congress, seeking help for the Continental Army while camping at Valley Forge.
  - D. The Marquis de Lafayette wrote these words in his journal upon seeing the poor condition of Washington's men at Valley Forge.
16. The text states that, after the Continental Army's bleak winter at Valley Forge, "the tide was beginning to turn in their favor." Which of the following helped turn the tide? Circle all that apply.
- A. Foraging parties, sent by Washington, returned with enough food to feed the soldiers at Valley Forge.
  - B. Washington convinced the Continental Congress to send more money and recruit more soldiers.
  - C. The German military entered the war to fight alongside the Continental Army at Yorktown.
  - D. Von Steuben, a German, trained the Continental Army at Valley Forge so they were better prepared to fight as an army.

The following question has two parts. Answer Part A and then answer Part B.

17. **Part A:** Which one of the following statements describes French involvement in the American Revolution?
- A. The French joined the British in fighting against the colonists.
  - B. The French sent military troops to help the colonists fight the British.
  - C. The French sent spies to spy on the British and report to the colonists.
  - D. The French sent money to help the colonists.
- Part B:** The French were very important in helping:
- A. the British gain victories throughout the southern states
  - B. the colonists defeat the British at Yorktown and win the war
  - C. the colonists spy on the British in New York
  - D. the French establish settlements west of the Appalachian Mountains
18. Which words accurately complete the following sentence?

\_\_\_\_\_ was a longtime \_\_\_\_\_ of Great Britain, so they welcomed the opportunity to assist the colonists in their fight against the British.

- A. Germany; trading partner
- B. France; enemy
- C. Russia; enemy
- D. Spain; competitor

19. Number the following events in the order in which they happened, from 1–4.
- 4 The British signed the Treaty of Paris, ending the Revolutionary War.
  - 2 Continental and French soldiers, together with the French navy, cornered the British at Yorktown.
  - 1 A well-prepared Continental Army marched out of Valley Forge, Pennsylvania.
  - 3 British troops surrendered to French and Continental troops at Yorktown.
20. The text states, “After the war, Deborah Sampson was recognized by John Hancock for having shown ‘an extraordinary instance of female heroism.’” You may infer from this statement that Deborah Sampson was a:
- A. villain
  - B. spy
  - C. heroine
  - D. traitor

End-of-Unit Content Assessment total: \_\_\_\_\_ /20 points.

To receive a point for a two-part question (i.e., 3, 6, 11, 17), students must correctly answer both parts of the question.

NAME: \_\_\_\_\_ PP.3 ACTIVITY PAGE  
DATE: \_\_\_\_\_

### Review Commas and Quotation Marks

Rewrite each sentence, inserting commas and quotation marks in the appropriate locations. Be sure to use correct capitalization and end punctuation.

Example: My own dog complained Rip Van Winkle has forgotten me.  
“My own dog,” complained Rip Van Winkle, “has forgotten me.”

1. Muskets cannons and bayonets were all weapons used in the Revolutionary War.  
Muskets, cannons, and bayonets were all weapons used in the Revolutionary War.
2. The book *The Road to Independence* states one of the greatest heroes on the colonists’ side was George Washington.  
The book *The Road to Independence* states, “one of the greatest heroes on the colonists’ side was George Washington.”
3. During the winter, the soldiers survived on soup firecake and peppercorns.  
During the winter, the soldiers survived on soup, firecake, and peppercorns.

4. We have wrote Washington no less than 2,898 men now in camp unfit for duty.  
“We have,” wrote Washington, “no less than 2,898 men now in camp unfit for duty.”
5. Washington’s army spent the winter in Valley Forge Pennsylvania.  
Washington’s army spent the winter in Valley Forge, Pennsylvania.

Write a sentence about the American Revolution that includes at least two of the following: a date, a city and state, or items in a series. Be sure to use correct capitalization and punctuation.

Answers may vary, but should include appropriate use of commas, at least two examples (a date, a city and state, or items in a series), and correct capitalization and punctuation.

NAME: \_\_\_\_\_ PP.4 ACTIVITY PAGE  
DATE: \_\_\_\_\_

### Subject-Verb Agreement

Complete the “Agreement” column, using the information provided. Remember to use the present tense (action is happening now), even though you may be writing about people who lived in the past.

Subject	Action Verb	Agreement
British taxes	to be	British taxes are
George Washington	lead	George Washington leads
I	to be	I am
the Continental Congress	pass	the Continental Congress passes
you	to be	you are
Phillis Wheatley	write	Phillis Wheatley writes
the colonists	boycott	the colonists boycott
they	to be	they are
the representative	try	the representative tries
it	crush	it crushes

Write complete sentences for five of the subject-verb agreement statements you created in the previous chart. For each sentence, circle the type of noun you used as the subject of your sentence. Then, underline the verb in your sentence. The first sentence is completed for you.

1. (noun) or pronoun

British taxes are unfair to colonists.

2. noun or pronoun

Answers may vary, but should correctly use a subject-verb agreement statement from the chart, the correct type of noun should be circled, and the verb should be underlined.

3. noun or pronoun

Answers may vary, but should correctly use a subject-verb agreement statement from the chart, the correct type of noun should be circled, and the verb should be underlined.

4. noun or pronoun

Answers may vary, but should correctly use a subject-verb agreement statement from the chart, the correct type of noun should be circled, and the verb should be underlined.

5. noun or pronoun

Answers may vary, but should correctly use a subject-verb agreement statement from the chart, the correct type of noun should be circled, and the verb should be underlined.

NAME: \_\_\_\_\_

PP.5 ACTIVITY PAGE

DATE: \_\_\_\_\_

### to be Verbs and Modal Auxiliary Verbs

Write the correct verb to complete each sentence.

to be Verbs: am, are, is

Modal Auxiliaries: can, might, will

- The Sons of Liberty are angry because Parliament is not listening to what they have to say.
- After the Boston Tea Party, colonists wonder if the British will repeal the tax on tea.
- The colonists decide they will fight for independence. They want to tell the king that they will not tolerate British laws any longer.
- Thomas Jefferson is the writer of the Declaration of Independence. He writes that the colonies can not thrive under British rule.
- The soldiers fight long and hard battles. Washington is worried that his soldiers can not make it through the harsh winter.
- The French promise that they will send troops to help the colonists fight.
- Cornwallis surrenders and the Treaty of Paris is signed. The war is over!
- "Are stores open in the United States on the Fourth of July?" Sonja asks.

9. "I'm not sure," her friend replies. "They might be."

10. The fireworks might be cancelled tonight due to bad weather, but we are not sure yet.

Complete the following sentence.

11. I am interested in finding out more about Answers may vary.

Write two sentences below, using modal auxiliaries (can, can't, could, couldn't, may, might, will, won't).

1. Answers may vary, but should correctly use one of the following modal auxiliaries: can, can't, could, couldn't, may, might, will, won't.

2. Answers may vary, but should correctly use one of the following modal auxiliaries: can, can't, could, couldn't, may, might, will, won't.

NAME: \_\_\_\_\_

PP.6 ACTIVITY PAGE

DATE: \_\_\_\_\_

### Practice Root part

Write the correct word to complete each sentence.

transport	report	portfolio	transportation
export	portable	support	import

- It was difficult to transport my science project to school because it was so big.
- The United States continues to import cars from other countries, such as Japan and Germany.
- My father brought a portable radio to the baseball game.
- The United States continues to export grain and coal to other countries around the world.
- My brother added more blocks under his bridge so it would support his toy cars.

For each word, write a sentence using the word.

1. transportation  
Answers may vary, but should correctly use the word transportation.

2. portable  
Answers may vary, but should correctly use the word portable.

3. *portfolio*

Answers may vary, but should correctly use the word *portfolio*.

4. *important*

Answers may vary, but should correctly use the word *important*.

NAME: \_\_\_\_\_ **PP.7** ACTIVITY PAGE

DATE: \_\_\_\_\_

### Prefixes *im-* and *in-*

Complete each sentence by creating a new word using the correct prefix and the root word in parentheses.

*im-*

*in-*

- My brother's handwriting is imperfect but you can still read most of what he writes. (*perfect*)
- I forgot my lunch at home, so my mother brought it to me even though it was inconvenient for her to leave work. (*convenient*)
- When I was sick, my legs felt weak because I was inactive for so long. (*active*)
- My grandmother told me that it is impolite to talk with your mouth full. (*polite*)
- The puzzle is missing several pieces, so it is impossible to complete it. (*possible*)
- I did not finish my homework, so I told my teacher that it is incomplete. (*complete*)

Create a new word using the correct prefix, *im-* or *in-*, and the root word provided, then write a sentence using each new word.

1. *capable*

Answers may vary, but should correctly use the word *incapable*.

2. *correct*

Answers may vary, but should correctly use the word *incorrect*.

3. *patient*

Answers may vary, but should correctly use the word *impatient*.

NAME: \_\_\_\_\_ **PP.8** ACTIVITY PAGE

DATE: \_\_\_\_\_

### Suffixes *-able* and *-ible*

Write the correct word to complete each sentence.

predictable	collectible	accessible
edible	comfortable	predict
comfort	portable	visible

- I predict that we will have pizza for lunch on Friday because that is what we have every Friday.
- The cart has wheels so it is portable and can be moved from room to room.
- The library has an elevator so the second floor is accessible for people in wheelchairs.
- The rare coins are collectible because they are very valuable.
- The chairs in the theater are comfortable because they are soft and they recline.

For each word from the box that was not used, write a sentence using the word.

- Answers may vary, but should correctly use the word *predictable*, *comfort*, *visible*, or *edible*.
- Answers may vary, but should correctly use the word *predictable*, *comfort*, *visible*, or *edible*.

- Answers may vary, but should correctly use the word *predictable*, *comfort*, *visible*, or *edible*.
- Answers may vary, but should correctly use the word *predictable*, *comfort*, *visible*, or *edible*.

NAME: \_\_\_\_\_  
DATE: \_\_\_\_\_

**E1.1** ACTIVITY PAGE

### Points of View

Read "Points of View" to learn about different perspectives held during the American Revolution. Then, use your knowledge from the selection to identify the person likely being described in the passages below.

Mohican warrior	Bostonian opposed to new taxes	member of Church of England living in the colonies
Phillis Wheatley	Cunne-Shote	enslaved African

Description	Who Am I?
I fought for the British because I was promised I would be freed if I fought for them.	enslaved African
My pastor says it is important to be loyal to the Church of England and to the British government, even though I don't live in England.	member of Church of England living in the colonies
I fought alongside colonists in the French and Indian War, so naturally I chose to fight with General Washington's army during the Revolutionary War.	Mohican warrior
I protest the Stamp Act and hope we will defeat the British!	Bostonian opposed to new taxes
I fought for the British because I believed they would help keep the colonists from moving west.	Cunne-Shote

NAME: \_\_\_\_\_  
DATE: \_\_\_\_\_

**E2.1** ACTIVITY PAGE

### Artillery Training

Use the words and phrases in the box to complete the instructions on how to use a six-pound field cannon. Some words or phrases will be used more than once. Some will not be used.

primed	ramrod	cannonball	quill fuse
touch hole	sheep	mop	sponge
poker	match	charge	breech

- Dip a **sponge** made from the wool of a sheep into water and clean out the barrel of the cannon.
- Dry the cannon with the **mop**, because if it's too wet inside the gunpowder will not detonate.
- Use the **ramrod** to drive the **charge** of gunpowder into the back of the cannon.
- Use the **ramrod** again to drive in the **cannonball**.
- Aim the cannon and walk back to the **breech** end.
- Use a **poker** to make a hole in the charge of powder.
- Carefully pour more gunpowder into the **touch hole**.
- Insert a **quill fuse** filled with gunpowder into the hole and call out "**PRIMED**!"
- When the commanding officer calls out "GIVE FIRE," light the quill with a **match** and stand back!





## Core Knowledge Language Arts®

### Series Editor-In-Chief

E.D. Hirsch, Jr.

### President

Linda Bevilacqua

### Editorial Staff

Khara Turnbull, Editorial Director

Sarah Zelinke, Lesson Development Director

Rosie McCormick, Content Director

Deborah Samley, Managing Editor

Sara Hunt, Senior Editor

Erin Kist, Senior Editor

Angelica Blanchette, Associate Editor

Laura Drummond, Associate Editor

Liz Pettit, Associate Editor

Kate Stephenson, Associate Editor

Cate Whittington, Associate Editor

### Editorial-Design Coordination

Robin Blackshire, Director, Editorial-Design Coordination

Mick Anderson, Senior Copy Editor

Nathan Baker, Copy Editor

Maggie Buchanan, Copy Editor

Emma Earnst, Web Content Manager

Lucinda Ewing, Copy Editor

James Kendley, Revisions and Documentation Specialist

### Design and Graphics Staff

Scott Ritchie, Creative Director

Liza Greene, Art Coordinator

Liz Loewenstein, Print Production Artist

Bridget Moriarty, Content Designer

Lauren Pack, Content Designer

Amy Siever, Print Production Artist

### Consulting Project Management Services

ScribeConcepts.com

## Reader Author

Matt Davis

## Expert Reviewer

Jonathan M. Beagle

## Illustration and Photo Credits

A view of the House of Commons (coloured engraving), English School, (18th century) / Private Collection / © Look and Learn / Peter Jackson Collection / Bridgeman Images: 25

Abigail Adams (1744–1818), American First Lady, Wife of President John Adams, Mother of President John Quincy Adams, Portrait, Mather Brown, 1785 / J. T. Vintage / Bridgeman Images: 213

age fotostock / age fotostock / SuperStock: 66/78

Album / Prisma / Album / SuperStock: 210b

Arthur D’Arazien / NorthernTrust / Arthur D’Arazien / NorthernTrust / SuperStock: 68–69/300

Avi Katz: 43a, 210c, 214

British stamps for America, 1765, pub. in Harper’s Magazine in 1876, 1765 (litho), English School, (19th century) / Private Collection / Peter Newark Pictures / Bridgeman Images: 23/24a

Christie’s Images Ltd. / Christie’s Images Ltd. / SuperStock: 95/119

Classic Vision / age fotostock / SuperStock: 175/195

ClassicStock.com / ClassicStock.com / SuperStock: 304

Colonel Benedict Arnold, pub. London, 1776 (mezzotint), English School, (18th century) / Brown University Library, Providence, Rhode Island, USA / Bridgeman Images: 215

Colonel Isaac Barre, 1785 (oil on canvas), Stuart, Gilbert (1755–1828) / Brooklyn Museum of Art, New York, USA / Carl H. de Silver Fund / Bridgeman Images: 43b

Core Knowledge Staff: 10

Destruction of the tea cargoes, known as the Boston Tea Party, 16 December 1773 (colour litho), American School, (19th century) / Private Collection / Peter Newark American Pictures / Bridgeman Images: 40–41/300

Dustin Mackay: 224–225, 226, 227, 228–229, 230

Everett Collection / Everett Collection / SuperStock: 38, 139/155/304, 141b/157b

Fine Art Images / Fine Art Images / SuperStock: 210a

H-D Falkenstein/ima / imageBROKER / SuperStock: 231

Heinz-Dieter Falkenstein / age fotostock / SuperStock: 96a/120a/304

Helder Joaquim Soares Almeida / Helder Joaquim Soares Almeida / SuperStock: 64/96b/120b/140/141a/156/157a

‘I have not yet begun to fight’, Jones shouts defiance from his ship Bonhomme Richard to HMS Serapis, 23rd September 1779 (colour litho), American School / Private Collection / Peter Newark American Pictures / Bridgeman Images: 211

Iberfoto / Iberfoto / SuperStock: 170–171/190–191

imageBROKER / imageBROKER / SuperStock: 101/125

Introduction and first page of ‘Common Sense’ by Thomas Paine, 1776 (litho), American School, (18th century) / Private Collection / Peter Newark American Pictures / Bridgeman Images: 97b/97c/121b/121c

James Lafayette Armistead (engraving), Martin, John (1789–1854) / Virginia Historical Society, Richmond, Virginia, USA / Bridgeman Images: 212

John Hancock, c.1770–72 (oil on canvas), Copley, John Singleton (1738–1815) / Private Collection / Bridgeman Images: 71b

Mary Evans / Classic Stock / H. Armstrong Roberts: 98–99/122–123

Mary Evans Picture Library: 26

Mary Evans Picture Library/ARTHUR RACKHAM: 251/267, 253, 254/268, 255/269, 256/270

Pantheon / Pantheon / SuperStock: 24b/300

Patrick Henry making his famous speech in the House of Burgesses (litho), Rothermel, Peter Fred (1817–1895) (after) / Private Collection / The Stapleton Collection / Bridgeman Images: 65

Paul Sutherland / National Geographic / SuperStock: 100/124

Portrait of George Washington Taking The Salute At Trenton (oil on canvas), Faed, John (1820–1902) / Private Collection / Photo © Christie’s Images / Bridgeman Images: 27

Portrait of Phillis Wheatley (c.1753–85), American School, (18th century) / Private Collection / Peter Newark American Pictures / Bridgeman Images: 42

Samuel Adams (colour litho), Copley, John Singleton (1738–1815) / Private Collection / Peter Newark American Pictures / Bridgeman Images: 71a

SuperStock / SuperStock: 20–21/300, 60–61, 67/79, 92–93/116–117/304, Cover/i/136–137/152–153/304, 169a/189a, 169b/189b, 172–173/192–193/304, 174/194/304, 208–209

Teapot ‘Stamp Act Repeal’d’, Cockhill Pit Factory, 1766 (lead-glazed earthenware), English School, (18th century) / © Peabody Essex Museum, Salem, Massachusetts, USA / Bridgeman Images: 37

The Bloody Massacre on 5th March 1770, 1770 (coloured engraving), Revere, Paul (1735–1818) / © Massachusetts Historical Society, Boston, MA, USA / Bridgeman Images: 39/300

The First Continental Congress, Carpenter’s Hall, Philadelphia in 1774, 1911 (oil on canvas), Deland, Clyde Osmer (1872–1947) / © Philadelphia History Museum at the Atwater Kent, / Courtesy of Historical Society of Pennsylvania Collection, / Bridgeman Images: 62–63/300

Titlepage to ‘Common Sense’ by Thomas Paine (1737–1809) 1776 (print), American School, (18th century) / American Antiquarian Society, Worcester, Massachusetts, USA / Bridgeman Images: 97a/121a

United States. American War of Independence (1775–1783). Declaration of Independence: General Washington’s army in New York / Photo © Tarker / Bridgeman Images: 134–135/150–151

Yuri Arcus Media / Yuri Arcus Media / SuperStock: 42 frame/43a frame/43b frame/71a frame/71b frame/169a frame/169b frame/189a frame/189b frame/210a frame/210b frame/210c frame/212 frame/213 frame

Zen Shui / Zen Shui / SuperStock: 36a, 36b



Amplify.

Unit 6  
**American Revolution**  
Teacher Guide

GRADE 4

