

Give It Some Thought

Is SOCl_2 a binary compound?

SAMPLE EXERCISE 2.14 Relating the Names and Formulas of Binary Molecular Compounds

Name the compounds (a) SO_2 , (b) PCl_5 , (c) Cl_2O_3 .

SOLUTION

The compounds consist entirely of nonmetals, so they are molecular rather than ionic. Using the prefixes in Table 2.6, we have (a) sulfur dioxide, (b) phosphorus pentachloride, (c) dichlorine trioxide.

Practice Exercise 1

Give the name for each of the following binary compounds of carbon: (a) CS_2 , (b) CO , (c) C_3O_2 , (d) CBr_4 , (e) CF .

Practice Exercise 2

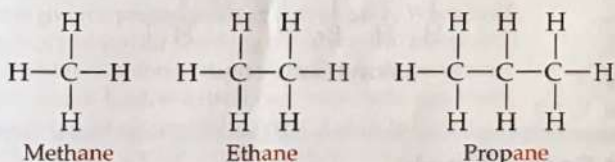
Give the chemical formulas for (a) silicon tetrabromide, (b) disulfur dichloride, (c) diphosphorus hexaoxide.

2.9 | Some Simple Organic Compounds

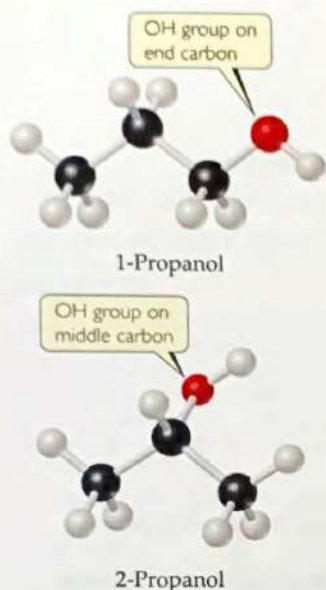
The study of compounds of carbon is called **organic chemistry**, and as noted earlier, compounds that contain carbon and hydrogen, often in combination with oxygen, nitrogen, or other elements, are called *organic compounds*. Organic compounds are a very important part of chemistry, far outnumbering all other types of chemical substances. We will examine organic compounds in a systematic way in Chapter 24, but you will encounter many examples of them throughout the text. Here we present a brief introduction to some of the simplest organic compounds and the ways in which they are named.

Alkanes

Compounds that contain only carbon and hydrogen are called **hydrocarbons**. In the simplest class of hydrocarbons, **alkanes**, each carbon is bonded to four other atoms. The three smallest alkanes are methane (CH_4), ethane (C_2H_6), and propane (C_3H_8). The structural formulas of these three alkanes are as follows:



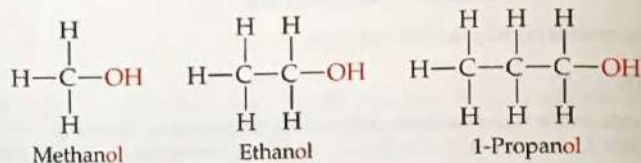
Although hydrocarbons are binary molecular compounds, they are not named like the binary inorganic compounds discussed in Section 2.8. Instead, each alkane has a name that ends in *-ane*. The alkane with four carbons is called *butane*. For alkanes with five or more carbons, the names are derived from prefixes like those in Table 2.6. An alkane with eight carbon atoms, for example, is *octane* (C_8H_{18}), where the *octa-* prefix for eight is combined with the *-ane* ending for an alkane.



▲ Figure 2.25 The two forms (isomers) of propanol.

Some Derivatives of Alkanes

Other classes of organic compounds are obtained when one or more hydrogen atoms in an alkane are replaced with *functional groups*, which are specific groups of atoms. An **alcohol**, for example, is obtained by replacing an H atom of an alkane with an —OH group. The name of the alcohol is derived from that of the alkane by adding an *-ol* ending:

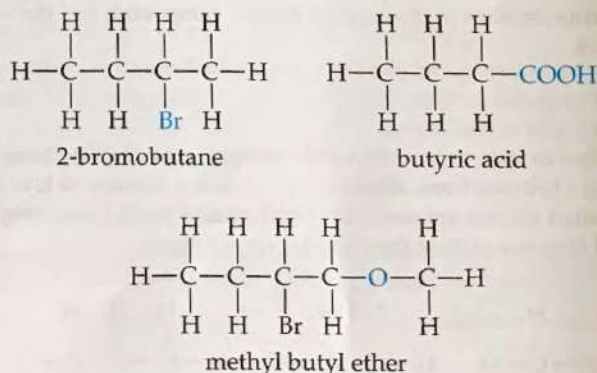


Alcohols have properties that are very different from those of the alkanes from which the alcohols are obtained. For example, methane, ethane, and propane are all colorless gases under normal conditions, whereas methanol, ethanol, and propanol are colorless liquids. We will discuss the reasons for these differences in Chapter 11.

The prefix “1” in the name 1-propanol indicates that the replacement of H with OH has occurred at one of the “outer” carbon atoms rather than the “middle” carbon atom. A different compound, called either 2-propanol or isopropyl alcohol, is obtained when the OH functional group is attached to the middle carbon atom (◀ Figure 2.25).

Compounds with the same molecular formula but different arrangements of atoms are called **isomers**. There are many different kinds of isomers, as we will discover later in this book. What we have here with 1-propanol and 2-propanol are *structural isomers*, compounds having the same molecular formula but different structural formulas.

As already noted, many different functional groups can replace one or more of the hydrogens on an alkane; for example, one or more of the halogens, or a special grouping of carbon and oxygen atoms, such as the carboxylic acid group, —COOH. Here are a few examples of functional groups you will be encountering in the chapters that lie ahead (the functional group is outlined in blue):



Give It Some Thought

Draw the structural formulas of the two isomers of butane, C_4H_{10} .

Much of the richness of organic chemistry is possible because organic compounds can form long chains of carbon-carbon bonds. The series of alkanes that begins with methane, ethane, and propane and the series of alcohols that begins with methanol, ethanol, and propanol can both be extended for as long as we desire, in principle. The properties of alkanes and alcohols change as the chains get longer. Octanes, which are

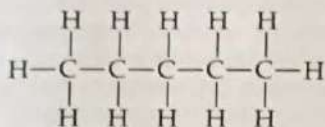
alkanes with eight carbon atoms, are liquids under normal conditions. If the alkane series is extended to tens of thousands of carbon atoms, we obtain *polyethylene*, a solid substance that is used to make thousands of plastic products, such as plastic bags, food containers, and laboratory equipment.

SAMPLE EXERCISE 2.15 Writing Structural and Molecular Formulas for Hydrocarbons

Assuming the carbon atoms in *pentane* are in a linear chain, write (a) the structural formula and (b) the molecular formula for this alkane.

SOLUTION

- (a) Alkanes contain only carbon and hydrogen, and each carbon is attached to four other atoms. The name *pentane* contains the prefix *penta-* for five (Table 2.6), and we are told that the carbons are in a linear chain. If we then add enough hydrogen atoms to make four bonds to each carbon, we obtain the structural formula



This form of pentane is often called *n*-pentane, where the *n*- stands for "normal" because all five carbon atoms are in one line in the structural formula.

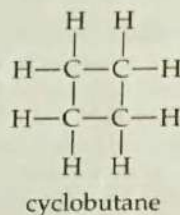
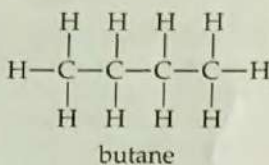
- (b) Once the structural formula is written, we determine the molecular formula by counting the atoms present. Thus, *n*-pentane has the molecular formula C_5H_{12} .

Practice Exercise 1

(a) What is the molecular formula of hexane, the alkane with six carbons? (b) What are the name and molecular formula of an alcohol derived from hexane?

Practice Exercise 2

These two compounds have "butane" in their name. Are they isomers?



Strategies in Chemistry

How to Take a Test

At about this time in your study of chemistry, you are likely to face your first hour-long examination. The best way to prepare is to study, do homework diligently, and get help from the instructor on any material that is unclear or confusing. (See the advice for learning and studying chemistry presented in the preface of the book.) We present here some general guidelines for taking tests.

Depending on the nature of your course, the exam could consist of a variety of different types of questions.

- Multiple-choice questions** In large-enrollment courses, the most common kind of test question is the multiple-choice question. Many of the practice exercise problems in this book are written in this format to give you practice at this style of question. When faced with this type of problem the first thing to realize is that the instructor has written the question so that at first glance all the answers appear to be correct. Thus, you should not jump to the conclusion that because one of the choices looks correct, it must be correct.

If a multiple-choice question involves a calculation, do the calculation, check your work, and *only then* compare your answer with the choices. Keep in mind, though, that your instructor has anticipated the most common errors you might make in solving a given problem and has probably listed the incorrect answers resulting from those errors. Always double-check your reasoning and use dimensional analysis to arrive at the correct numeric answer and the correct units.

In multiple-choice questions that do not involve calculations, if you are not sure of the correct choice, eliminate all the choices

you know for sure to be incorrect. The reasoning you use in eliminating incorrect choices may offer insight into which of the remaining choices is correct.

- Calculations in which you must show your work** In questions of this kind, you may receive partial credit even if you do not arrive at the correct answer, depending on whether the instructor can follow your line of reasoning. It is important, therefore, to be neat and organized in your calculations. Pay particular attention to what information is given and to what your unknown is. Think about how you can get from the given information to your unknown.

You may want to write a few words or a diagram on the test paper to indicate your approach. Then write out your calculations as neatly as you can. Show the units for every number you write down, and use dimensional analysis as much as you can, showing how units cancel.

- Questions requiring drawings** Questions of this kind will come later in the course, but it is useful to talk about them here. (You should review this box before each exam to remind yourself of good exam-taking practices.) Be sure to label your drawing as completely as possible.

Finally, if you find that you simply do not understand how to arrive at a reasoned response to a question, do not linger over the question. Put a check next to it and go on to the next one. If time permits, you can come back to the unanswered questions, but lingering over a question when nothing is coming to mind is wasting time you may need to finish the exam.

Chapter Summary and Key Terms

THE ATOMIC THEORY OF MATTER; THE DISCOVERY OF ATOMIC STRUCTURE (SECTIONS 2.1 AND 2.2) Atoms are the basic building blocks of matter. They are the smallest units of an element that can combine with other elements. Atoms are composed of even smaller particles, called **subatomic particles**. Some of these subatomic particles are charged and follow the usual behavior of charged particles: Particles with the same charge repel one another, whereas particles with unlike charges are attracted to one another.

We considered some of the important experiments that led to the discovery and characterization of subatomic particles. Thomson's experiments on the behavior of **cathode rays** in magnetic and electric fields led to the discovery of the electron and allowed its charge-to-mass ratio to be measured. Millikan's oil-drop experiment determined the charge of the electron. Becquerel's discovery of **radioactivity**, the spontaneous emission of radiation by atoms, gave further evidence that the atom has a substructure. Rutherford's studies of how thin metal foils scatter α particles led to the **nuclear model** of the atom, showing that the atom has a dense, positively charged **nucleus**.

THE MODERN VIEW OF ATOMIC STRUCTURE (SECTION 2.3) Atoms have a nucleus that contains **protons** and **neutrons**; **electrons** move in the space around the nucleus. The magnitude of the charge of the electron, 1.602×10^{-19} C, is called the **electronic charge**. The charges of particles are usually represented as multiples of this charge—an electron has a $1-$ charge, and a proton has a $1+$ charge. The masses of atoms are usually expressed in terms of **atomic mass units** ($1 \text{ amu} = 1.66054 \times 10^{-24}$ g). The dimensions of atoms are often expressed in units of **angstroms** ($1 \text{ \AA} = 10^{-10}$ m).

Elements can be classified by **atomic number**, the number of protons in the nucleus of an atom. All atoms of a given element have the same atomic number. The **mass number** of an atom is the sum of the numbers of protons and neutrons. Atoms of the same element that differ in mass number are known as **isotopes**.

ATOMIC WEIGHTS (SECTION 2.4) The atomic mass scale is defined by assigning a mass of exactly 12 amu to a ^{12}C atom. The **atomic weight** (average atomic mass) of an element can be calculated from the relative abundances and masses of that element's isotopes. The **mass spectrometer** provides the most direct and accurate means of experimentally measuring atomic (and molecular) weights.

THE PERIODIC TABLE (SECTION 2.5) The **periodic table** is an arrangement of the elements in order of increasing atomic number. Elements with similar properties are placed in vertical columns. The elements in a column are known as a **group**. The elements in a horizontal row are known as a **period**. The **metallic elements (metals)**, which comprise the majority of the elements, dominate the left side and the middle of the table; the **nonmetallic elements (nonmetals)** are located on the upper right side. Many of the elements that lie along the line that separates metals from nonmetals are **metalloids**.

MOLECULES AND MOLECULAR COMPOUNDS (SECTION 2.6) Atoms can combine to form **molecules**. Compounds composed of molecules (**molecular compounds**) usually contain only nonmetallic elements. A molecule that contains two atoms is called a **diatomic molecule**. The composition of a substance is given by its **chemical formula**. A molecular substance can be represented by its **empirical formula**, which gives the relative numbers of atoms of each kind. It is usually represented by its **molecular formula**, however, which gives the actual numbers of each type of atom in a molecule. **Structural formulas** show the order in which the atoms in a molecule are connected. **Ball-and-stick models** and **space-filling models** are often used to represent molecules.

IONS AND IONIC COMPOUNDS (SECTION 2.7) Atoms can either gain or lose electrons, forming charged particles called **ions**. Metals tend to lose electrons, becoming positively charged ions (**cations**). Nonmetals tend to gain electrons, forming negatively charged ions (**anions**). Because **ionic compounds** are electrically neutral, containing both cations and anions, they usually contain both metallic and nonmetallic elements. Atoms that are joined together, as in a molecule, but carry a net charge are called **polyatomic ions**. The chemical formulas used for ionic compounds are empirical formulas, which can be written readily if the charges of the ions are known. The total positive charge of the cations in an ionic compound equals the total negative charge of the anions.

NAMING INORGANIC COMPOUNDS (SECTION 2.8) The set of rules for naming chemical compounds is called **chemical nomenclature**. We studied the systematic rules used for naming three classes of inorganic substances: ionic compounds, acids, and binary molecular compounds. In naming an ionic compound, the cation is named first and then the anion. Cations formed from metal atoms have the same name as the metal. If the metal can form cations of differing charges, the charge is given using Roman numerals. Monatomic anions have names ending in *-ide*. Polyatomic anions containing oxygen and another element (**oxyanions**) have names ending in *-ate* or *-ite*.

SOME SIMPLE ORGANIC COMPOUNDS (SECTION 2.9) Organic chemistry is the study of compounds that contain carbon. The simplest class of organic molecules is the **hydrocarbons**, which contain only carbon and hydrogen. Hydrocarbons in which each carbon atom is attached to four other atoms are called **alkanes**. Alkanes have names that end in *-ane*, such as methane and ethane. Other organic compounds are formed when an H atom of a hydrocarbon is replaced with a functional group. An **alcohol**, for example, is a compound in which an H atom of a hydrocarbon is replaced by an OH functional group. Alcohols have names that end in *-ol*, such as methanol and ethanol. Compounds with the same molecular formula but different bonding arrangements of their constituent atoms are called **isomers**.

Learning Outcomes After studying this chapter, you should be able to:

- List the basic postulates of Dalton's atomic theory. (Section 2.1)
- Describe the key experiments that led to the discovery of electrons and to the nuclear model of the atom. (Section 2.2)
- Describe the structure of the atom in terms of protons, neutrons, and electrons. (Section 2.3)
- Describe the electrical charge and relative masses of protons, neutrons, and electrons. (Section 2.3)
- Use chemical symbols together with atomic number and mass number to express the subatomic composition of isotopes. (Section 2.3)