

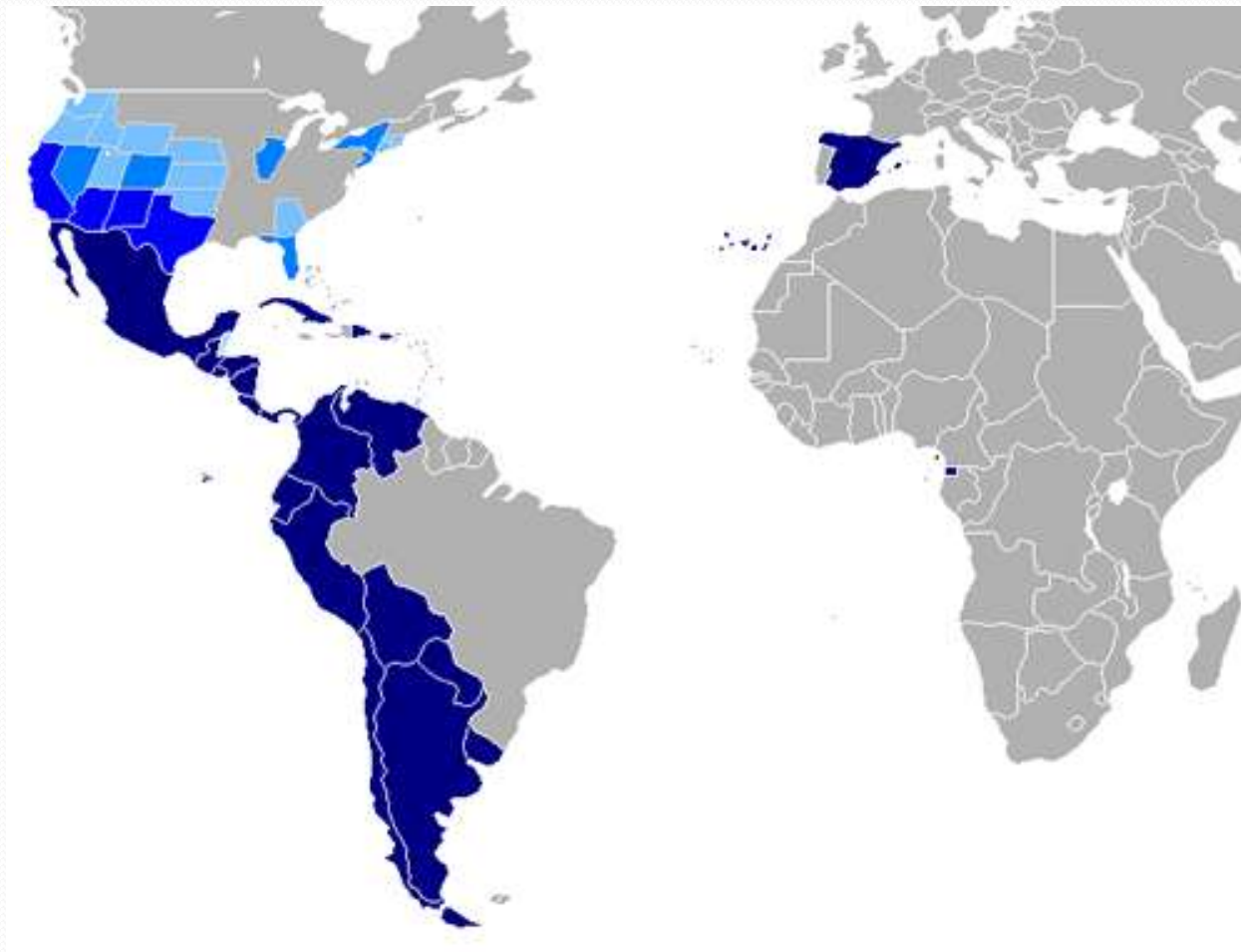
Bienvenidos a la clase de español 1

Srta. Nieves

FIRST DAY OF CLASS

**"EVERYONE SHARE SOMETHING
INTERESTING ABOUT THEMSELVES"**

¿Por qué hablar el español?



Who am I?

- Spanish Teacher (8th year)

- Spanish/ American

- Graduate from the University of California, Davis

- Family

- Loves to...
travel, spend time
with family, listen to all types
of music, read, try new
foods, learn about different
cultures.


Multicultural Club co-advisor
And Student Senate Advisor.



Why am I qualified:

- Family from Madrid, España. Spent a year studying and working in Madrid. Studied language, Spanish literature, history, and culture.
- Graduated from UCDavis with a Bachelors in Spanish Language
- Earned Single-subject (Spanish-World Languages) teaching credential at CSUS with a supplementary credential in English.
- 8+ years of experience teaching.

Name Tent:

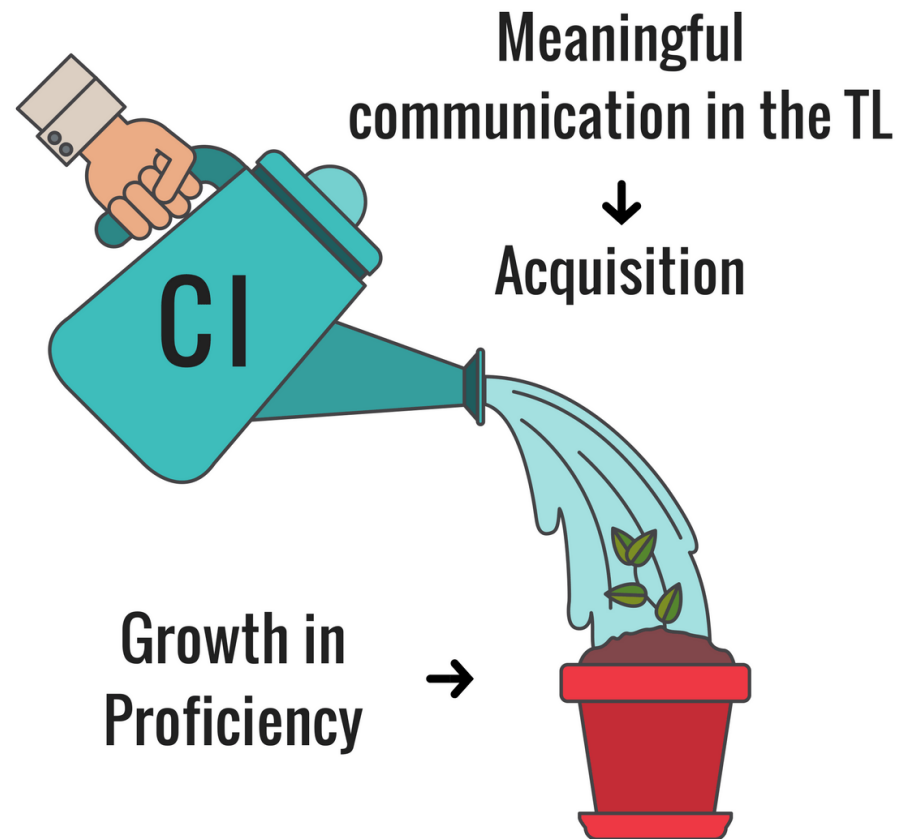


- Write your preferred name “front” of the name tent”.
- Draw **four** symbols or drawings that you would say you most identify with or enjoy doing.
- Write your full name somewhere on the back. (First and Last names)



New curriculum adoption

- Immediate Immersion
- 90% speaking in the target language.
- Focuses on communication through comprehensible input.



PROGRESS
NOT
PERFECTION!



Student expectations

- Be respectful
 - Be prepared
 - Be present
 - Be on time
 - Set goals and complete work with integrity
 - Participate
 - Have an open mind
-
- Required materials: Notebook, pens/pencils, paper, white board marker.

4 corners

- Listen to the options.
- Go to the corner that you most agree with.
- Talk with the people that are in your corner.

During the break I...

- 1. had to work
- 2. watched a lot of TV or played videogames.
- 3. traveled somewhere.
- 4. went shopping.

I would rather watch...

1. A romantic movie.
2. A sci-fi movie.
3. A horror movie.
4. A comedy.



I like...

1. Snapchat
2. Pinterest
3. SportsCenter app
4. Instagram



My dream vacation is...

1. A cruise to Alaska.
2. A Caribbean get-a-way.
3. Backpacking through Europe.
4. An African Safari.



I have a...

1. Dog or a cat
2. Both dogs and cats
3. Farm animals
4. No animals

I would rather listen to..

1. Rap and hip hop music
2. Country Music
3. Classical
4. Pop music



I would rather be...

1. An English teacher
2. A graphic designer
3. An engineer
4. A radiologist



I like to read...

1. Online articles
2. Comic books
3. Non-fiction
4. Sci-Fi

If I could dress as my favorite decade it would be...

1. 60s
2. 70s
3. 80s
4. 90s



I prefer

1. Summer
2. Winter
3. Spring
4. Fall



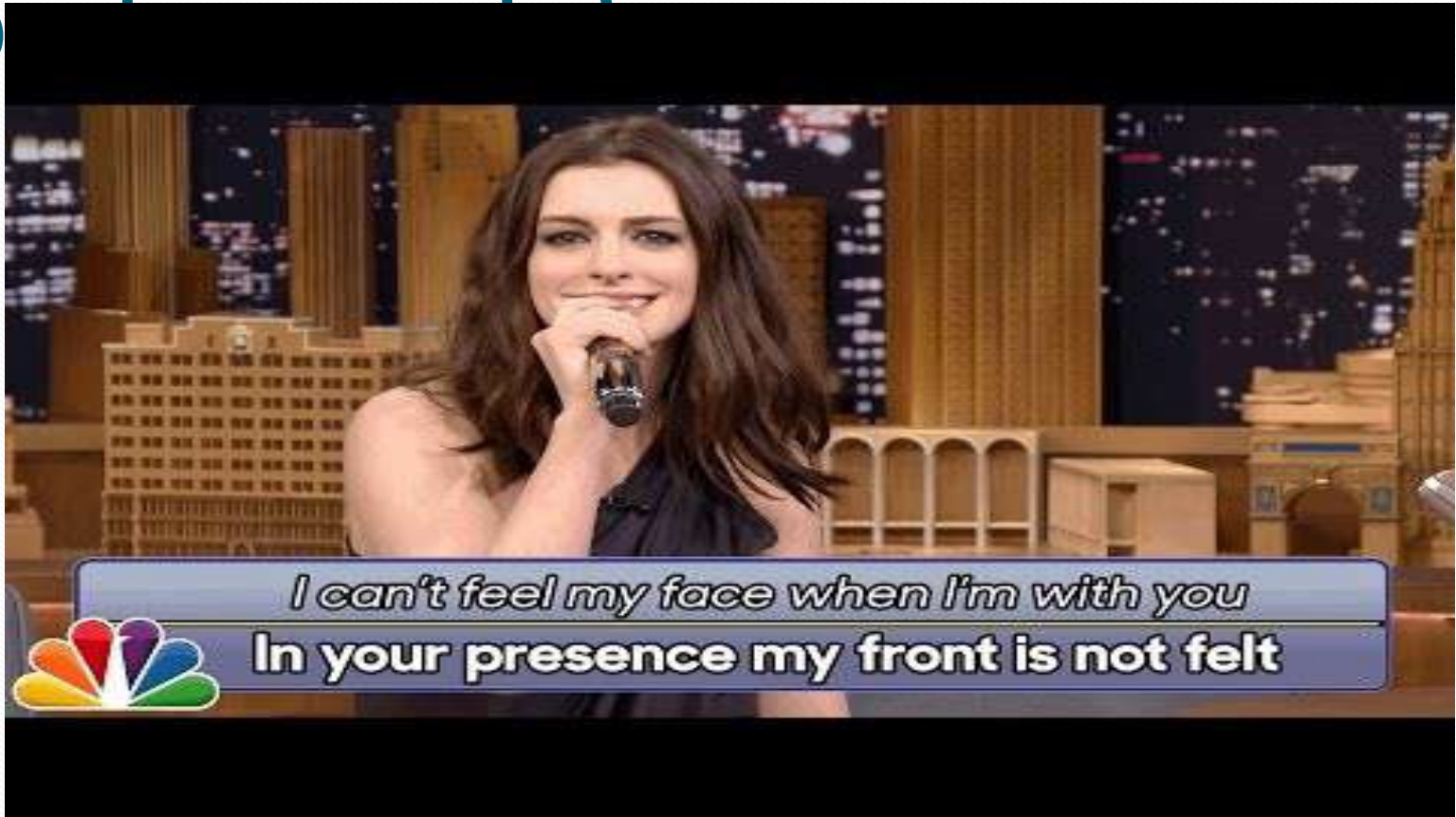
shutterstock - 142203829

|...

- Was born in another country
- Was born in another State
- Have lived in another region of California.
- Have lived in Sacramento my whole life.



Why is google translate not good?



Warm-up DESPEGUE (Day 2): On a piece of paper

1. Nickname/preferred name
2. Email address
3. Biggest pet peeve
4. Favorite app on your phone
5. Fun fact about yourself
6. Ethnicity you most identify with
7. When you can use your Spanish.

**Don't worry!
It doesn't count! :)**

On the same paper of your warm-up, make a list of any Spanish words that you know (please don't copy anyone or from around the room unless you already know them).

Day 2: Student expectations

- Be respectful
 - Be prepared
 - Be **present**
 - Be on time
 - Set goals and complete work with integrity
 - Participate
 - Have an open mind
-
- Required materials: Notebook, pens/pencils, paper, white board marker



R-E-S-P-E-C-T

Biggest classroom rule: RESPECT ONE ANOTHER

Define RESPECT in your own words.

**Everyone has the right to education in our country.
No one has the right to take it away from you.**

Group Discussion:

- In groups of three, discuss the essential questions.
- Designate a note-taker and a speaker.

Essential questions and importance of learning Spanish:

1. What are the benefits and personal gains of speaking another language?
2. How does culture shape or influence a language? What are some examples?
3. When does one become fully proficient in a language?
4. How can I communicate effectively with the Spanish I already know?

El mundo hispano:

- What are the Spanish-speaking countries?
- With your shoulder partner, write down a list of all the Countries that speak Spanish that you know about.



Spanish-speaking country trivia

- Kahoot!



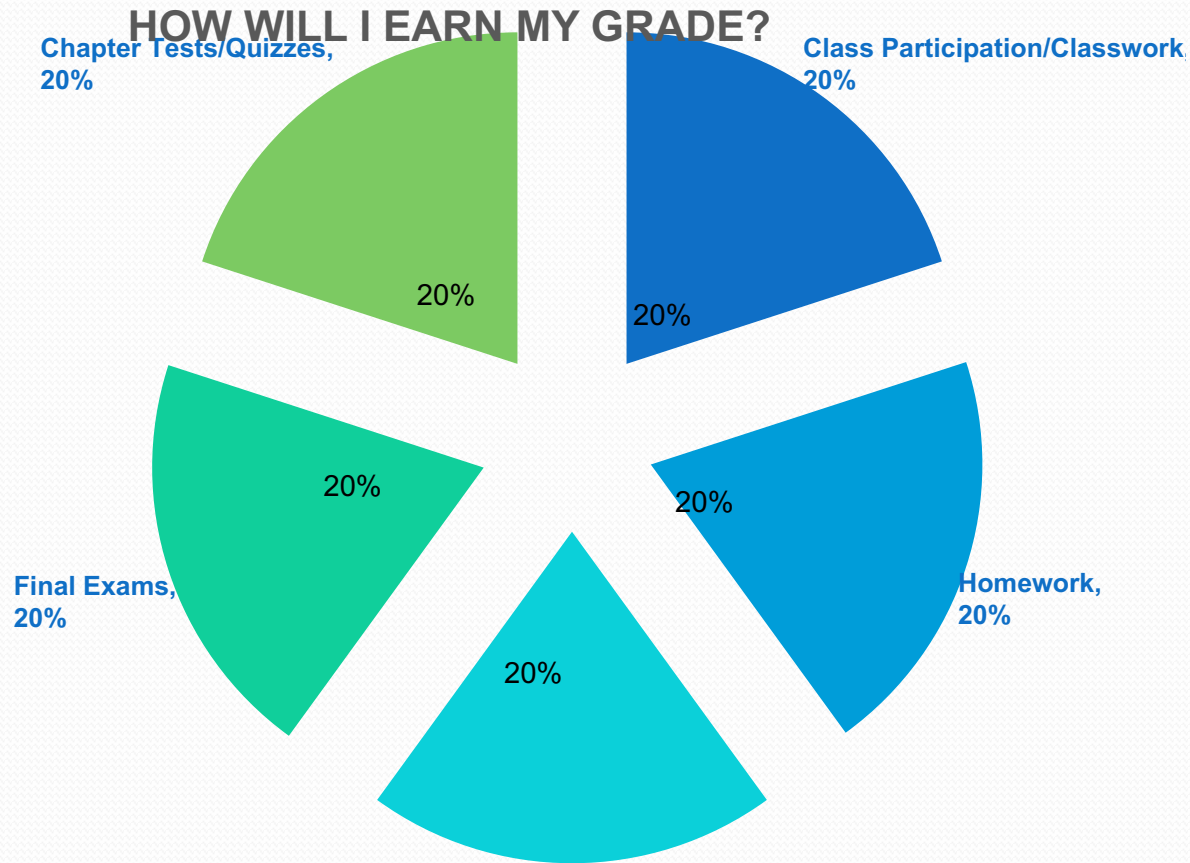
Frases útiles

- Repitan las frases útiles.

Day 3: What I need to know about you. Answer the questions on a piece of paper.

- 1. Define respect in your own words.
- 2. Describe what it looks like when you learn a language.
- 3. What are some ways you can improve your language skills?

Grade weight categories:



Classroom policies and procedures:

Teacher Contact info

Course description

Materials

Student responsibilities and expectations

Despegues/Aterrizaje

Homework/Academic Outreach

Participation

Bathroom use/sign out policy

Test/Quiz policy





My 7 minute story



Now write me a letter, telling
me your story.

DAY 4: Despegue

On Mondays, grab a green “Despegue” Paper

Write the “Frase Secreta”

Write the Fecha

Write the Morfema

1. What are some ways to be successful in a language class?

Aterrizaje

- Daily reflection
- You must leave a comment. (required not optional)
- Reflexión de la semana= Last reflection of the week and there will be a question on Fridays.



Morfema

- Morphemes are a part of a word like prefixes, suffixes, and roots.
- Each day there will be a word of the day based on the week's morpheme. During warm-up write it down and its meaning.
- Example,
Fac/fact= to make
- Fácil= easy

Voice equity

- Choral response vs. individual response
- Choral response involves all students and is prompted by the teacher. Individual response means students raise hand and are called on by teacher to take turns on answer questions. These allow for **VOICE EQUITY**.

Práctica:

¡Buenos días, clase!

¿Quién es la profesora de español?

Clase, ¿Cómo están?

¿Cuál es la fecha de hoy?

¿Cómo se llama tu hermano?

Clase, ¿Cuál es la mascota de la escuela de River City?

Student Jobs:

- Escribir fecha (1st period): Changed the date
- Repartir papeles: hand out papers
- Devolver papeles: returned graded papers
- Recoger papeles: pick up papers (to be turned in)
- Repartir pizarrones y borradores: distribute white boards and erasers.
- Portero: Doorman (shuts the door and controls lights directed by Teacher)
- Volunteers for student Jobs: Students who participate in the jobs will receive **extra points** in participation.

The student's job is to...

- Listen to understand
- Ask questions when you don't understand
- Tell Teacher to slow down "Despacio"

The teacher's job is to...

- Speak slowly and use language that is understandable.
- Repeat when not understood.
- Check for understanding frequently.

Your notebook:

- 1. Should be kept in **chronological order**.
- 2 First few pages should contain handouts. (See table on contents on board)
- 3. Take notes in an organized format (write what you see on the board) or paste in note handouts.

Recycle paper, write notes or do activities on the same page if possible. Remember to date and title all activities.

Competencia:

1. Explain “voice equity” in your own words.
2. What materials do you need for class?
3. What do you have to do if you use the bathroom?
4. What is a proficiency based classroom?
5. What is the first consequence if you break one of the rules?
6. What is an example of a behavior under the NO TOLERANCE, that results in an immediate referral.
7. How do you earn participation points?
8. How can you lose participation points?
9. Where did Mrs. Nieves graduate from?
10. What are two of the student expectations and responsibilities?



Continued: