

Agenda- Intro to CER

- 1. Set up notebook: Unit 2 Table of contents
- 2. Video- “ My dad’s an alien”
- 3. Practice: Claim, evidence, and reasoning
- 4. Read science article in class

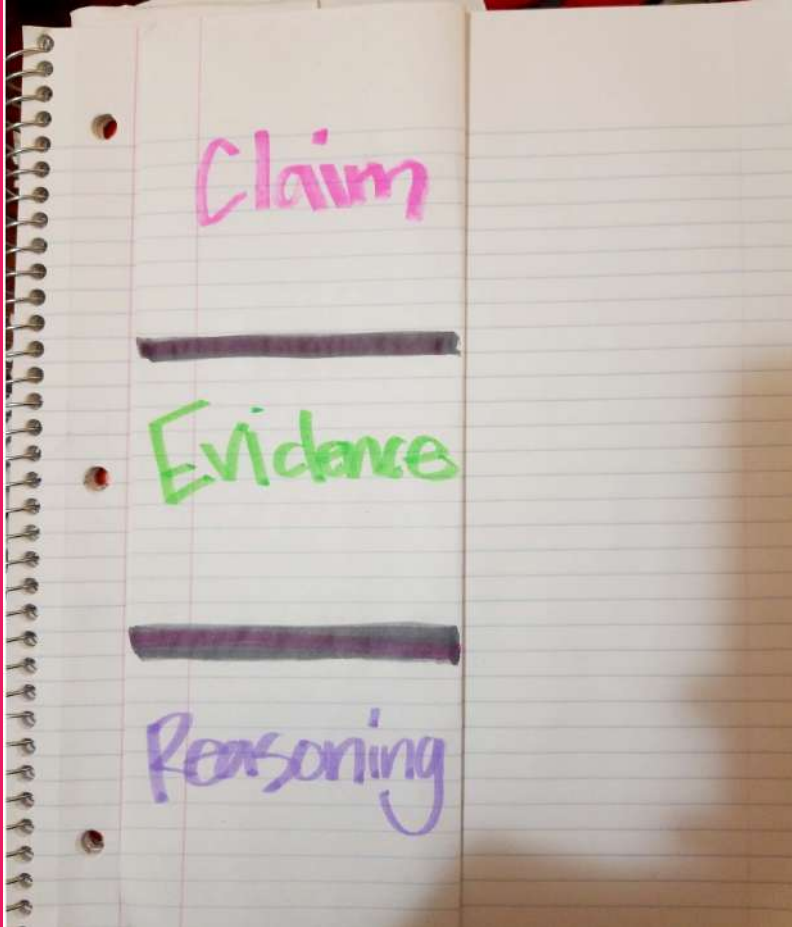
Objective:

Construct an argument focused on an article's content by:

- identifying the claim,
- providing evidence to support the claim
- use scientific reasoning to explain how the provided evidence supports the stated claim.

In science notebook:

1. FOLD page hot dog style
2. DIVIDE into 3 sections
3. WRITE in: Claim (red), Evidence (green), and Reasoning (purple)

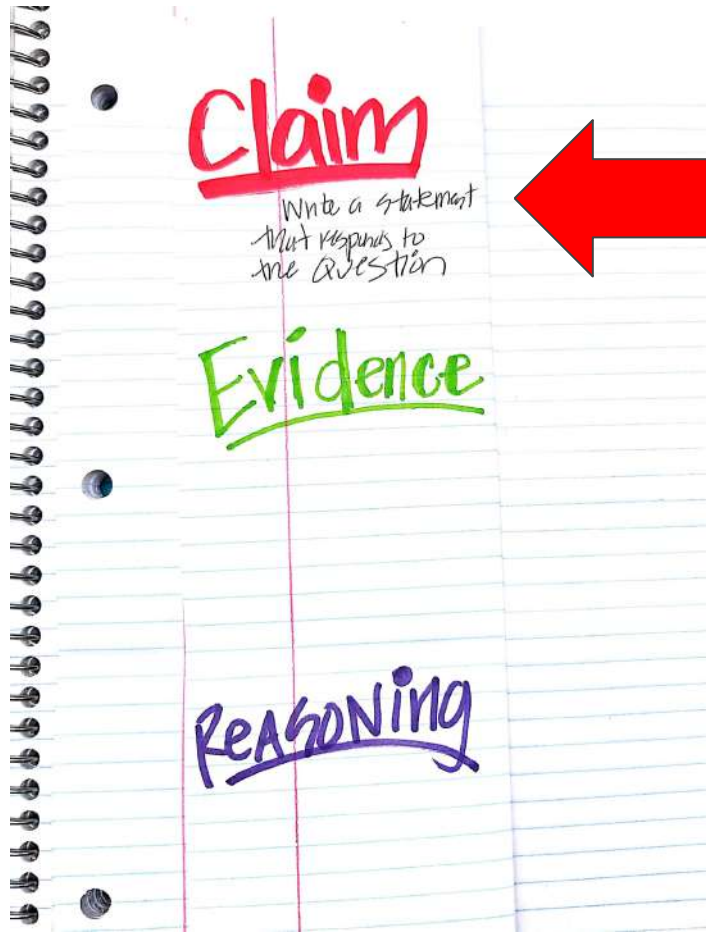


Video:
“My dad...”

1. What is the little girl's **claim**?
2. What is the **evidence** for her claim?



In your notebook:



Claim

Write a statement that responds to the question.

What is her claim?
Think for 30 seconds



In your notebook, write:

Claim

**Write a statement
that responds to
the question.**

- **Her dad is an
_____.**



In your notebook:


Claim

Write a statement
that responds to
the question

Evidence

Provide scientific
data to support
your claim.
(relevant data)

Reasoning



Evidence

Provide scientific data to support your claim.

(You should only use appropriate (relevant) data and include enough data to convince someone that your claim is correct)

What is the evidence?
Think for 1 minute.



Evidence

Provide scientific data to support your claim.

(You should only use appropriate (relevant) data and include enough data to convince someone that your claim is correct)

- Speaks a _____ language
- Has a _____
- From a place with a weird _____
- Drinks _____ stuff
- Looks _____

Reasoning- Pair-Share

1. Talk with your partner for 5 minutes.
2. What would be the **reasoning**?

Remember to...

- Explain why the evidence(data) supports your claim
- In other words, how does your evidence(data) prove your point?

BE PREPARED TO SHARE OUT



Reasoning

Explain why your evidence (data) supports your claim.

In other words, how does your data prove your point? Your explanation must include scientific principles/knowledge that you have about the topic to prove that your evidence supports your claim.

The little girl's dad is an _____. Aliens drink _____ stuff and they speak a _____ language. They have _____ to travel in. Aliens also look _____. They come from places that have weird _____. They also walk funny.** The little girl's dad drinks _____, he has a _____ of his own and he walks _____. He also looks weird, like an alien. Her dad speaks a _____ language and finally, he is from a place with a _____ name. Therefore, her dad is an alien.

***Note to students: This of course would be background knowledge that a little girl of her age would have (or assume she has) about aliens, for this example. C-E-Rs otherwise will be based on factual information.*

Claim, Evidence, and Reasoning- Article

5th period- “Gaining Ground” Scholastic Vol 70 #11

6th period- “Sand Wars!” Scholastic Vol. 73 #12

All CER article assignments are due ONE WEEK from when it was assigned.

Use template if needed.

Claim, Evidence, and Reasoning

Step 1: Read AND annotate the article.

Step 2: Using the One Pager CER Reading Rubric, create a one-pager with the following:

1. Title of article and author
2. Claim
3. Evidence
4. Reasoning
5. Vocabulary terms
6. Illustration and border illustrations

Due: 1 week from today.

One-Pager Claim, Evidence, Reasoning Reading Rubric

Description: A **One-Pager** is a way of responding to a piece of writing on a single sheet of paper. It represents your own written and graphic interpretation of what you have read. It may be very literal (just based on the facts or information in the piece) or it may be a symbolic representation of the piece. It helps you as a reader to visualize what you are reading.

Purpose: The purpose of a one pager is to own what you are reading and viewing. We think about what we see, read, and study differently when we are asked to do something with what we have discussed, seen, studied, or read. We learn best when we can create our own ideas.

Connections: A one pager connects the verbal and the visual. It connects the author's, filmmaker's, artist's or culture's thoughts and ideas to your thoughts and ideas. It makes connections between words and images.

DIRECTIONS:

- Must be on 8.5" x 11.0" standard sized, unlined blank paper
- Must fill the entire page (one side only)
- Writing must be in ink or typed... **no pencil!!!**
- Use colored pens or markers

The following required elements must be included:

1. Include the title and the author of the piece
2. Must have at least 5 vocabulary terms with definition.
3. **CLAIM:** Must include a claim on what the article is about. What is the message the author is trying to convey? What does he/she want the reader to know?
4. **EVIDENCE:** Must have **three excerpts** from the reading, with appropriate citation (i.e. line numbers, page numbers, or act, scene, line). These excerpts would be passages that you like or think are important.
5. Must have a **graphic representation:** drawing, magazine picture, or computer graphic that ties to the piece you read and the quotes you chose.
6. **EVIDENCE BASED ARGUMENT:** Must include a **personal response to what you have read**. Explain in a complete paragraph your thoughts, comments, interpretation, evaluation, or opinion of the article. Relate the claim, the evidence, and your reasoning for the article.
7. Put a border around the edges of the page. Make the border symbolic. No wider than 1 inch thick

Rubric

| Criteria | 4 | 3 | 2 | 1 | 0 |
|--|---|--|--|---|-------------------------------|
| 1. Does it contain all 7 items listed in DIRECTIONS ? | | | Yes | Partial | No |
| 2. Contains 5 vocabulary terms with definition | Contains 5 vocabulary terms with definitions | Contains 4 vocabulary terms with definition | Contains at least 3 vocabulary terms with definitions | Contains at least 2 vocabulary terms with definitions | Does not contain vocabulary |
| 3. CLAIM | Claim is well written as a complete sentence. Includes great detail. | Claim is written as a statement. | Claim is difficult to understand | Claim is incompletely written | No Claim |
| 4. EVIDENCE : Excerpts from the reading, with appropriate citation. | 3 or more significant excerpts, w/ correct citations & punctuations | 2 or more significant excerpts, w/ correct citations & punctuation | 1 significant excerpt, w/ correct citations | 1 excerpt, w/out correct citations | No excerpts |
| 5. Graphic representation | Insightful, original illustration, w/ color | Illustration w/ color | Illustration w/ out color | Illustration doesn't connect w/ excerpts or personal response | None |
| 6. Personal Response/ Evidence based argument | Contains an appropriate commentary to each of the 3 excerpts chosen. The evidence supports reasoning. | Contains an appropriate commentary to 2 of the excerpts chosen. The evidence somewhat supports reason. | Contains an appropriate commentary to 1 of the excerpts chosen | Contains an incomplete commentary for the excerpts | Does not contain a commentary |
| 7. Border illustrations, creativity, effort | Poster is colorful, borders are representative of the reading, great amount of effort | Poster is colorful, all components of poster is evident, meets minimum amount of effort | Borders do not contain color, some amount of effort | Borders not colored, minimal amount of effort | No borders and no effort |
| Total of Raw Score = | | | | | |

Scoring Guide:

A= 26-23

B= 22-19

C= 18-15

D= 14-11

F= 10-0