

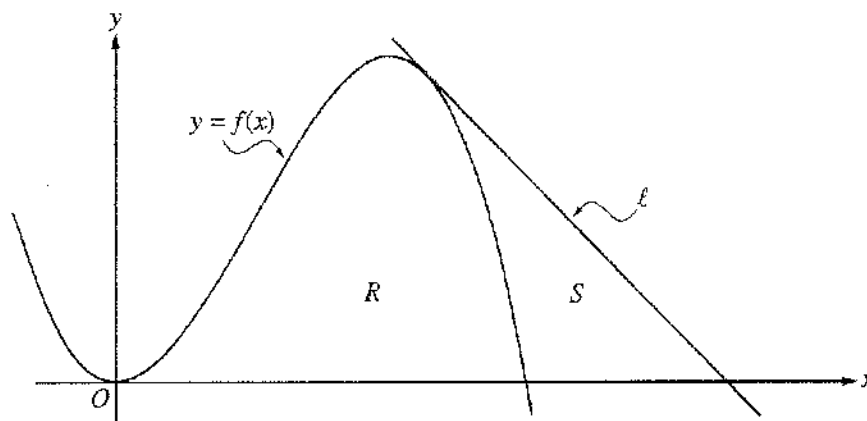
2003 AP[®] CALCULUS AB FREE-RESPONSE QUESTIONS (Form B)

CALCULUS AB
SECTION II, Part A

Time—45 minutes

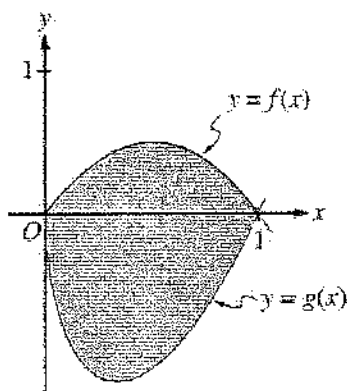
Number of problems—3

A graphing calculator is required for some problems or parts of problems.



1. Let f be the function given by $f(x) = 4x^2 - x^3$, and let ℓ be the line $y = 18 - 3x$, where ℓ is tangent to the graph of f . Let R be the region bounded by the graph of f and the x -axis, and let S be the region bounded by the graph of f , the line ℓ , and the x -axis, as shown above.
- (a) Show that ℓ is tangent to the graph of $y = f(x)$ at the point $x = 3$.
- (b) Find the area of S .
- (c) Find the volume of the solid generated when R is revolved about the x -axis.

2004 AP[®] CALCULUS AB FREE-RESPONSE QUESTIONS



2. Let f and g be the functions given by $f(x) = 2x(1 - x)$ and $g(x) = 3(x - 1)\sqrt{x}$ for $0 \leq x \leq 1$. The graphs of f and g are shown in the figure above.
- Find the area of the shaded region enclosed by the graphs of f and g .
 - Find the volume of the solid generated when the shaded region enclosed by the graphs of f and g is revolved about the horizontal line $y = 2$.
 - Let h be the function given by $h(x) = kx(1 - x)$ for $0 \leq x \leq 1$. For each $k > 0$, the region (not shown) enclosed by the graphs of h and g is the base of a solid with square cross sections perpendicular to the x -axis. There is a value of k for which the volume of this solid is equal to 15. Write, but do not solve, an equation involving an integral expression that could be used to find the value of k .
-

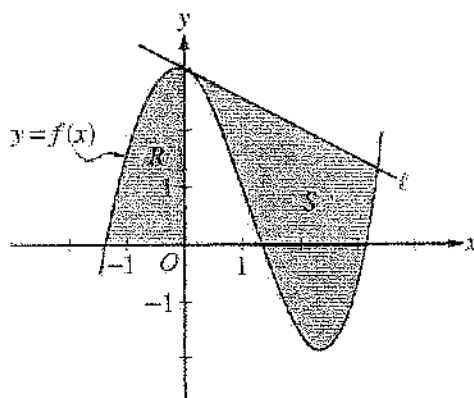
2006 AP[®] CALCULUS AB FREE-RESPONSE QUESTIONS (Form B)

CALCULUS AB
SECTION II, Part A

Time—45 minutes

Number of problems—3

A graphing calculator is required for some problems or parts of problems.



1. Let f be the function given by $f(x) = \frac{x^3}{4} - \frac{x^2}{3} - \frac{x}{2} + 3 \cos x$. Let R be the shaded region in the second quadrant bounded by the graph of f , and let S be the shaded region bounded by the graph of f and line ℓ , the line tangent to the graph of f at $x = 0$, as shown above.
- (a) Find the area of R .
- (b) Find the volume of the solid generated when R is rotated about the horizontal line $y = -2$.
- (c) Write, but do not evaluate, an integral expression that can be used to find the area of S .

WRITE ALL WORK IN THE EXAM BOOKLET.

© 2006 The College Board. All rights reserved.

Visit apcentral.collegeboard.com (for AP professionals) and www.collegeboard.com/apstudents (for students and parents).

GO ON TO THE NEXT PAGE.

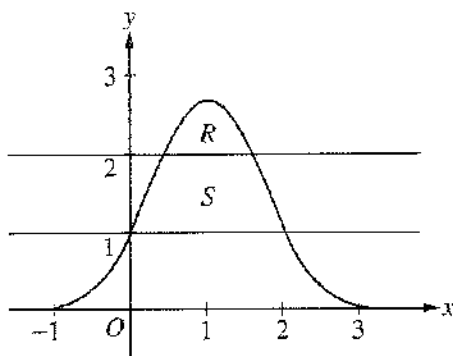
2007 AP[®] CALCULUS AB FREE-RESPONSE QUESTIONS (Form B)

CALCULUS AB
SECTION II, Part A

Time—45 minutes

Number of problems—3

A graphing calculator is required for some problems or parts of problems.



1. Let R be the region bounded by the graph of $y = e^{2x-x^2}$ and the horizontal line $y = 2$, and let S be the region bounded by the graph of $y = e^{2x-x^2}$ and the horizontal lines $y = 1$ and $y = 2$, as shown above.
- (a) Find the area of R .
- (b) Find the area of S .
- (c) Write, but do not evaluate, an integral expression that gives the volume of the solid generated when R is rotated about the horizontal line $y = 1$.
-

WRITE ALL WORK IN THE EXAM BOOKLET.

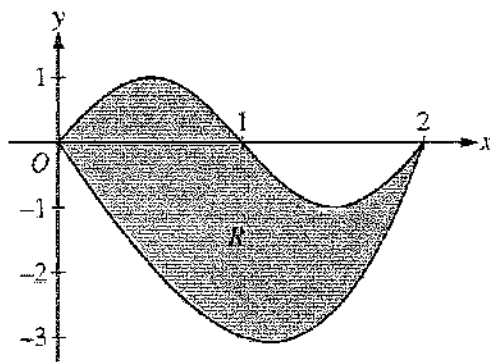
2008 AP[®] CALCULUS AB FREE-RESPONSE QUESTIONS

**CALCULUS AB
SECTION II, Part A**

Time—45 minutes

Number of problems—3

A graphing calculator is required for some problems or parts of problems.



1. Let R be the region bounded by the graphs of $y = \sin(\pi x)$ and $y = x^3 - 4x$, as shown in the figure above.
- Find the area of R .
 - The horizontal line $y = -2$ splits the region R into two parts. Write, but do not evaluate, an integral expression for the area of the part of R that is below this horizontal line.
 - The region R is the base of a solid. For this solid, each cross section perpendicular to the x -axis is a square. Find the volume of this solid.
 - The region R models the surface of a small pond. At all points in R at a distance x from the y -axis, the depth of the water is given by $h(x) = 3 - x$. Find the volume of water in the pond.
-

WRITE ALL WORK IN THE PINK EXAM BOOKLET.

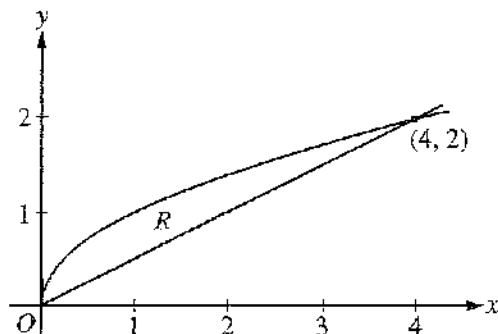
2009 AP[®] CALCULUS AB FREE-RESPONSE QUESTIONS (Form B)

CALCULUS AB
SECTION II, Part B

Time—45 minutes

Number of problems—3

No calculator is allowed for these problems.



4. Let R be the region bounded by the graphs of $y = \sqrt{x}$ and $y = \frac{x}{2}$, as shown in the figure above.
- (a) Find the area of R .
 - (b) The region R is the base of a solid. For this solid, the cross sections perpendicular to the x -axis are squares. Find the volume of this solid.
 - (c) Write, but do not evaluate, an integral expression for the volume of the solid generated when R is rotated about the horizontal line $y = 2$.

WRITE ALL WORK IN THE EXAM BOOKLET.