



# APRENDIENDO CON MAESTRAS KERENSA Y BETTY


## Matemáticas

**Objetivo:**

Yo puedo usar estrategias y patrones para ayudarme a resolver un problema de suma o resta.

**Objective:**

I can use strategies and patterns to help me solve an addition or subtraction problem.



Students, drag the icons!






Diferentes maneras de hacer el número 10:

Different ways to make the number 10:

- Watch the following video and come back to this slide

<https://jr.brainpop.com/math/additionandsubtraction/makingten/>

Class code: orbit3472





# Estrategia de memorizar hechos de dobles

## strategy of memorizing doubles facts.

- *Click on this link and then come back to this slide to enter the credentials below to make the video work.*

<https://jr.brainpop.com/math/additionandsubtraction/doubles/>

Class code: orbit3472

Username: AntFish

Password: Bloompie13






# Diferentes maneras de hacer el número 10:


## Counting On:

- Watch the following video and come back to this slide

<https://jr.brainpop.com/math/additionandsubtraction/countingon/>

Class code: orbit3472





# Sumando y Restando decenas: Adding and Subtracting 10's:

<https://jr.brainpop.com/math/additionandsubtraction/addingandsubtractingtens/>

Class code: orbit3472  
Username: AntFish  
Password: Bloompie13







# Diferentes maneras de hacer el número 10:

## Addition and Subtraction Fact Families:

- Watch the following video and come back to this slide

<https://jr.brainpop.com/math/additionandsubtraction/additionandsubtractionfactfamilies/>

Class code: orbit3472






# Diferentes maneras de hacer el número 10:

## Place Value:

- Watch the following video and come back to this slide

<https://jr.brainpop.com/math/numbersense/placevalue/>

Class code: orbit3472






Diferentes maneras de hacer el número 10:

Adding with Regrouping:

- Watch the following video and come back to this slide

<https://jr.brainpop.com/math/additionandsubtraction/addingwithregrouping/>

Class code: orbit3472





¡QUE TENGAS UN  
LINDO DIA!



¡QUE TENGAS UN  
LINDO DIA!

Aprendemos una nueva destreza de leer. Mira el siguiente video y toma tus notas en tu cuaderno.



Sphere Lite

Objetivo: Puedo usar detalles y ejemplos en un texto para explicar lo que dice y hacer predicciones. (4.RL.1)

Hacer predicciones

- + Los buenos lectores buscan claves en el texto para hacer predicciones.
- + Los buenos lectores pausan para confirmar y revisar sus predicciones.
- + Hacer predicciones sirve para entender y recordar por qué los sucesos ocurren de cierta manera.

Aver USB Camera

|| Screencastify - Screen Video Recorder is sharing your screen. Stop sharing Hide

Type here to search

ENG 10:30 PM 11/30/2020

¡No olvides subir una foto de tu trabajo en la presentación de fotos para que pueda ver que tomaste todas tus notas!

Don't forget to upload a photo of your work so that i can see that you took all of your notes in the other presentation!

*Foto de Cuaderno*

*Tarea de PearDeck*

The screenshot shows a PearDeck assignment card. At the top, it says 'Semana/Week del 30 de noviembre'. Below that, the assignment is titled 'lunes PearDeck Hacer Diez' with a due date of 'Due Tomorrow'. The post was made at 10:03 PM and edited at 10:05 PM. It includes a link to join the activity. On the right, there are statistics: 0 turned in and 24 assigned. At the bottom, there are two buttons: 'Sign in - Google Accounts' with a URL, and 'Fotos de cuadernos Google Slides'. A 'View assignment' link is at the very bottom.

Audio Included

Revisa tus notas de los diferentes tipos de textos. Mira el siguiente video y toma tus notas en tu cuaderno.



Sphere Lite

Ficción Realista

- + El comportamiento de los personajes es realista.
- + Está ambientado en un lugar de la vida real.
- + Se narran sucesos que pueden ocurrir en la vida real.

1/12/20  
Objetivo: Yo conozco los elementos de ficción realista.  
(4.RL.5)

AVer USB Camera

ScreenCastify - Screen Video Recorder is sharing your screen. Stop sharing Hide

Type here to search

EN 10:18 PM 11/20/2020



Revisa tus notas de ayer acerca de las estrategias de hacer 10 y contar adelante. Mira el siguiente video acerca de Sumar y restar decenas y toma tus notas en tu cuaderno.



Review your notes on the strategies making 10 and counting on. watch the following video about adding and subtracting tens and take your notes in your notebook.

Revisa tus notas de ayer acerca de las estrategias de hacer 10 y contar adelante. Mira el siguiente video acerca de otra estrategia y toma tus notas en tu cuaderno.

A screenshot of a video recording. The video shows a hand writing in a spiral notebook. The text in the notebook reads: "Objetivo: Puedo usar la estrategia de contar adelante para ayudarme a resolver problemas de suma." Below this, there are two number lines. The first number line is labeled from 0 to 13, with a red circle around the number 2 and a green circle around the number 8. A blue arc connects 2 to 8, and the equation  $2+6=?$  and  $2+6=8$  is written above it. The second number line is labeled from 5 to 13, with a red circle around the number 7 and a green circle around the number 9. A blue arc connects 7 to 9, and the equation  $2+6=8$  is written above it. The video player interface includes a toolbar at the top with icons for zooming, erasing, and text, and a Windows taskbar at the bottom showing the time as 12:05 AM on 12/1/2020.

If you still have time left before lunch, work on your wonderful Wednesday presentation from yesterday.

Si todavía le queda tiempo antes del almuerzo, trabaje en su maravillosa presentación del miércoles de ayer.

 Audio Included

Enlace para la tarea si estás en el homeroom de la senora Rooke.

Link to Wonderful Wednesday slide if you are in Mrs. Rook's Class.

<https://classroom.google.com/c/MTc0MDAzNTI1NDI1/a/MjM5NDU2NDM1MzA3/details>

Enlace si estas en mi HomeRoom.

Link if you are in my HomeRoom

<https://classroom.google.com/c/MTU1NDMwNTI4MjU4/a/MjM5MTA2NTQ1ODg1/details>