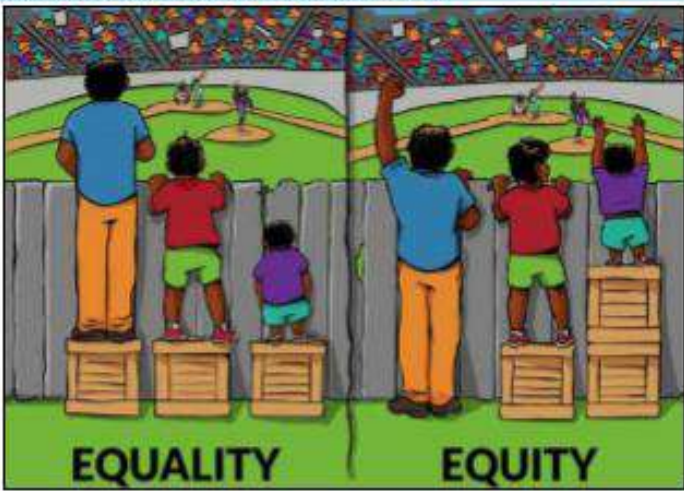


















# C.U.S.D. Getting Results!

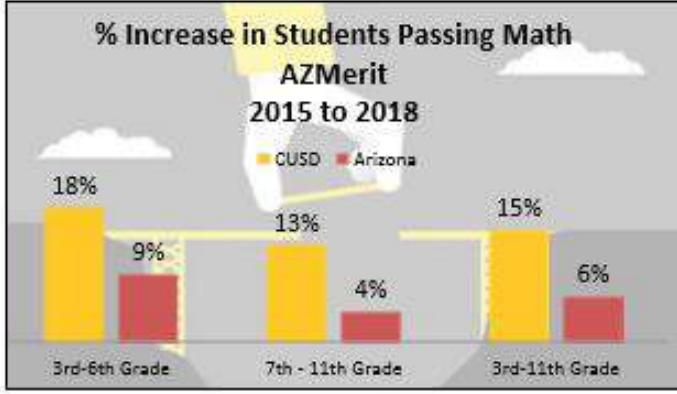
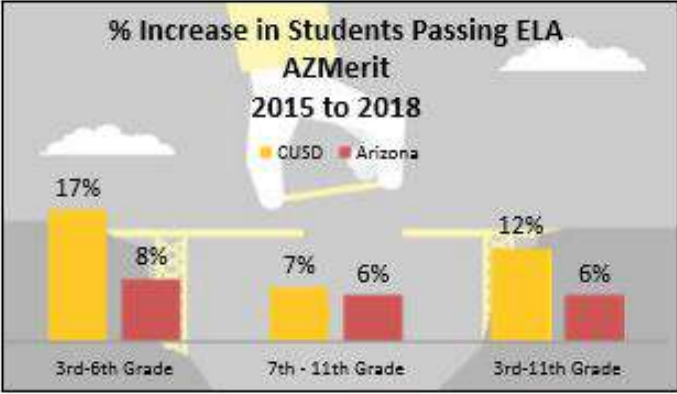
An important focus for our work has been to ensure equity of education for all of our students. Equality is a good thing when all the players arrive in the classroom equipped ready to learn. However, that is not the case for all of our students. Some CUSD children come to our schools with a myriad of disadvantages that require additional supports if they are to achieve the same success as their peers.



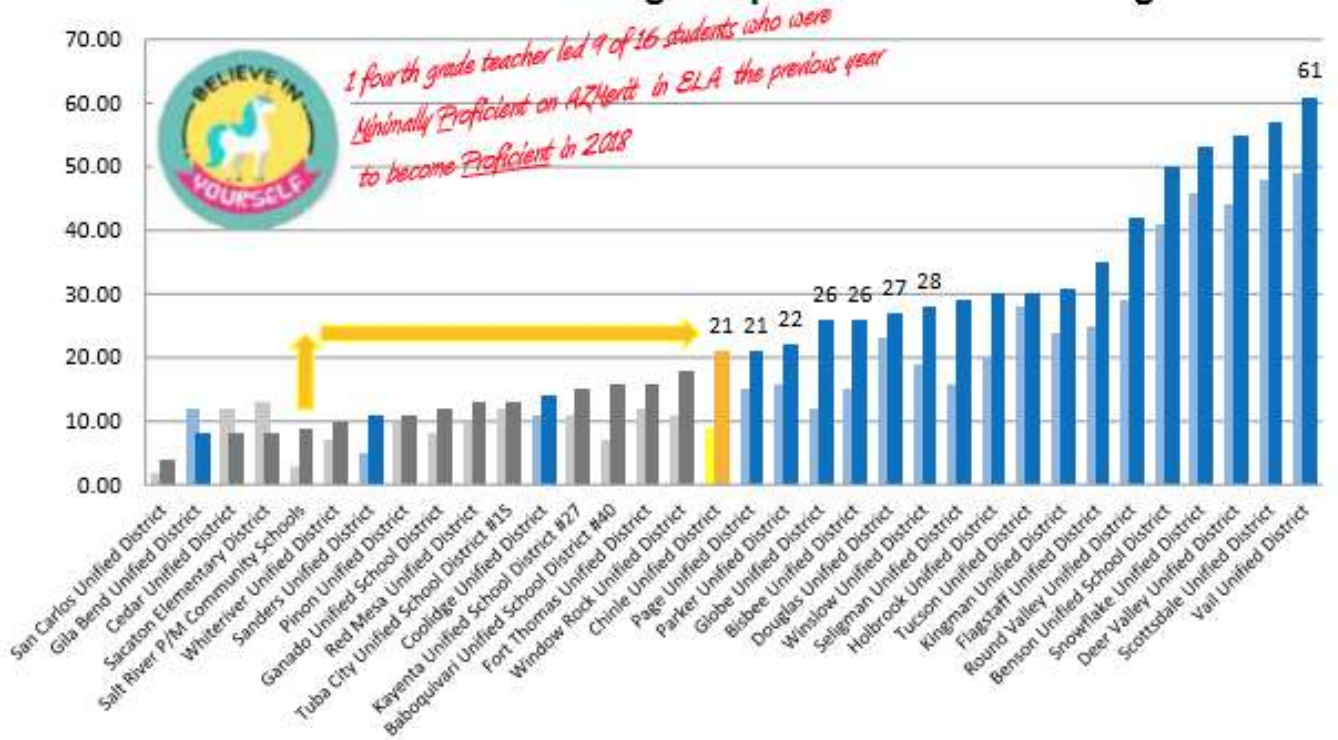
## 2019 AZ SCHOOL LETTER GRADES

SCHOOL	2014	2019
CANYON DE CHELLY ELEMENTARY SCHOOL 	F	 C
CHINLE ELEMENTARY SCHOOL (4 points away from an A!) 	C	 B
TSAILE PUBLIC SCHOOL 	C	 B
MESA VIEW ELEMENTARY SCHOOL 	D	 C
MANY FARMS PUBLIC SCHOOL 	D	 C
CHINLE JUNIOR HIGH SCHOOL 	F	 C
CHINLE HIGH SCHOOL 	C	D
CHINLE UNIFIED SCHOOL DISTRICT 	D	TBA

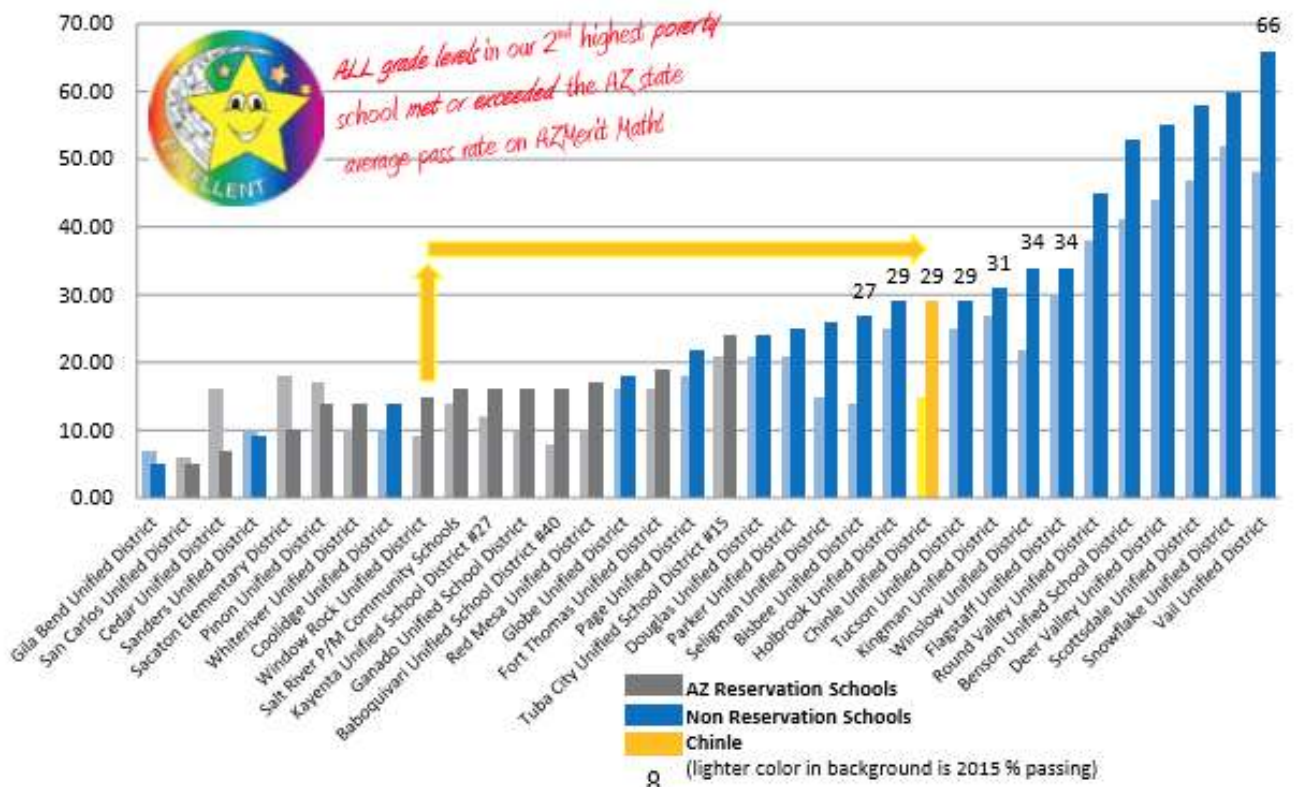
Our emphasis on results orientation has yielded significantly higher increases in the % of students passing both ELA and Math in our District than the State of Arizona is seeing overall. This is a recipe by which achievement gaps are closed. Also encouraging is that the increases in pass rates aren't just coming from the "bubble kids" being pushed from "Partially Proficient" to "Proficient." We have also significantly decreased the number of "Minimally Proficient" students from the first year that we took AZMerit in 2015 to now.



## ELA AzMERIT 2018 % Passing Compared to 2015 % Passing

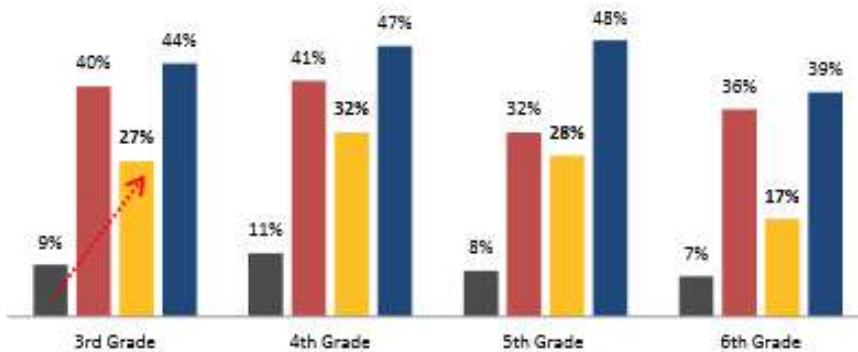


## Math AzMERIT 2018 % Passing Compared to 2015 % Passing



### CUSD and AZ 3<sup>rd</sup> – 6<sup>th</sup> Grade ELA AZMerit Pass Rate 2015 and 2018

■ 2015 CUSD ■ 2015 AZ ■ 2018 CUSD ■ 2018 AZ



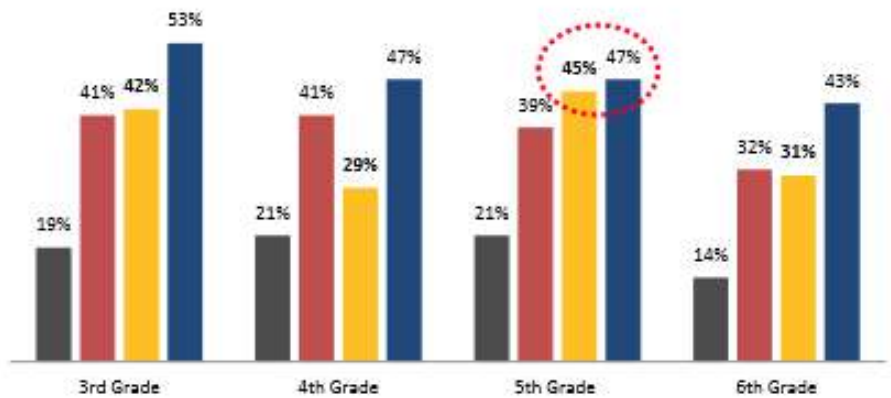
*12% more students passed ELA AZMerit in 2018 than in 2015 for CUSD compared to 7% more students for Arizona*

### CUSD and AZ 3<sup>rd</sup> – 6<sup>th</sup> Grade Math AZMerit Pass Rate 2015 and 2018

■ 2015 CUSD ■ 2015 AZ ■ 2018 CUSD ■ 2018 AZ



*District wide our 5th grade students performed within 2% of the Arizona state average pass rate!*

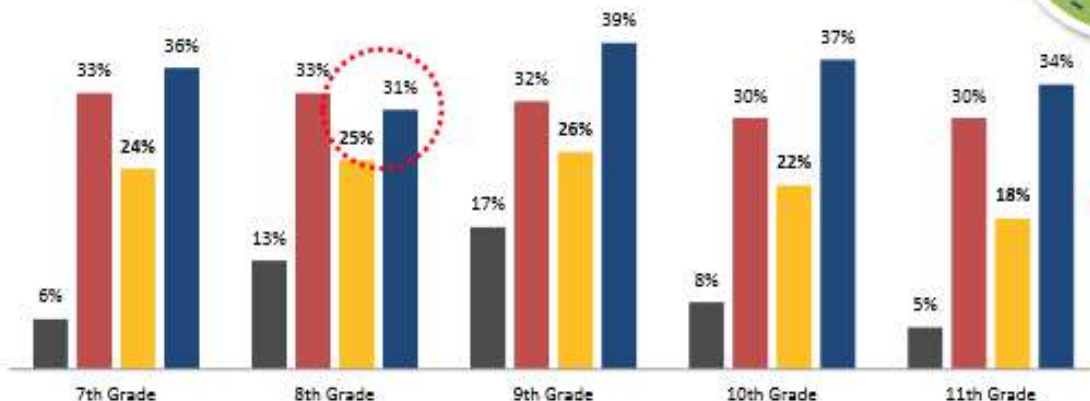


### CUSD and AZ 7<sup>th</sup> – 11<sup>th</sup> Grade Math AZMerit Pass Rate 2015 and 2018

■ 2015 CUSD ■ 2015 AZ ■ 2018 CUSD ■ 2018 AZ



*15% more CUSD students passed Math AZMerit in 2018 than in 2015 compared to 6% more AZ Students*



# A few CUSD #24

## Celebrations!



**12% more** students **passed** ELA AZMerit in 2018 than in 2015 for CUSD compared to 7% more students for Arizona



**ALL grade levels** in our 2<sup>nd</sup> highest **poverty** school met or exceeded the state average on AZMerit Math.



One school that **was a Focus School** in Federal School Improvement in 2015 is now **4 points away from an "A"**



**1 fourth grade teacher** led **9 of 16 students** who were **Minimally Proficient** on AZMerit in ELA the previous year to become **Proficient** in 2018



**15% more** students **passed** Math AZMerit in 2018 than in 2015 for CUSD compared to 6% more students for Arizona



**District wide** our 5<sup>th</sup> grade students **performed within 2%** of the Arizona state average pass rate!

