

# PACE Homeschool


## August 2019 Newsletter




Enroll  
Now

### Dates to Remember

- Aug 1-31 CLC Closed, please call ALC @ (907) 677-0992 for assistance
- Aug 9<sup>th</sup> MLC Staff at the Valley Homeschool Expo. Learning Center will be closed.
- Aug 28<sup>th</sup> Meet & Greet 2-4pm at all learning centers
- Aug 28<sup>th</sup> Meet & Greet 10am-12pm in Kodiak, AK  
Be on the lookout for details!
- Sept 2<sup>nd</sup> All Learning Centers Closed



CLC Update: students will no longer regularly attend the CLC. There will be regular hours for student academic support in which students may come to the CLC for help with classes. The hours are as follows: M-Th 1-3pm and Fridays 1-2pm. If you have any questions please feel free to call the CLC @ (907) 826-3274.



# A few notes about reimbursements and your receipts from Melinda, Head of Accounts Payable

You can now upload receipts for purchase request directly into MyPACE

Or you can send your receipts directly to Melinda Bass by:

Email: [mbass@craigschools.com](mailto:mbass@craigschools.com)

Fax: (907) 826-3322

Mail: PACE Statewide Homeschool

Attn: Melinda Bass

PO Box 800

Craig, AK 99921

Please remember to create a separate purchase request for each vendor. Having multiple vendors on the same PR will slow the reimbursement process.

When uploading reimbursement receipts to MyPACE, please make sure they are in the PDF, JPEG or screenshot formats. MyPACE does not recognize Word documents. Uploading receipts in any other format will delay your reimbursement.

# Teacher Tip of the Month by: Howie Daggs, Craig Teacher

Summer time offers great opportunities to teach some really valuable skills to your student(s). Summer projects are a great way to do that. There are tons of different projects and a lot of new ideas that are just a Google search or Pinterest post away. Here are a couple fun activities to try.

**Rock Candy** (aka Crystal formation): Materials: Sugar, food coloring, wood skewer, clothespins, mason jars

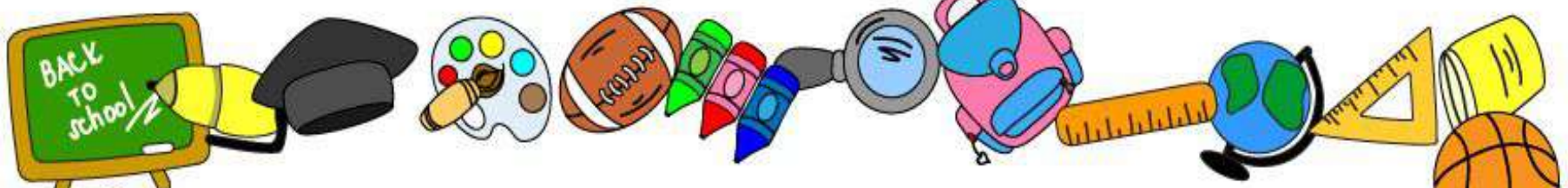
Basic directions: Soak wood skewers in water for 10 minutes. Then remove and roll in sugar. The grains of sugar will act as seed crystals for the rock candy crystals. Next, pour 1 cup of water and 2 ½ cups of sugar into a pot. Stir and bring to a boil. By the time it comes to a boil, the sugar should be dissolved. Stir in food coloring to desired color, add a flavor (optional), remove from heat and let cool. Once the solution is a little cooler and safer, pour the super saturated solution into mason jars. Next we will add our skewers with the seed crystals to the jars of super solution. Center the skewer and secure it in place with the clothespin. Now sit back and watch the Crystals form. It usually takes a couple days. Finally enjoy your delicious sweet rock candy project. Bon appetite!

**Macroinvertebrates**: Materials: A cloth net, a large tray, ice cube tray, small eyedropper, magnifying glass

Basic Directions: Find a section of a stream with riffles. Set your net down stream and have another person shuffle their feet walking toward the net, kicking the gravel up. The stream should wash the macroinvertebrates downstream and into the net. Dump and wash you net into your big tray. Your tray should have some pebbles and grit and water in it when you are done. Use you magnifying glass and eyedropper to find the various macroinvertebrates and sort them into different sections of the ice cube tray. See how many different types of bugs you can find. The more, the healthier the stream is. If you don't find any, the stream may be polluted. Take pictures or make drawings of you bugs and then go home and try to identify them!







# Happy Birthday to....

Jhaelah

David

Hannah

Ryland

Alisha

Rylie

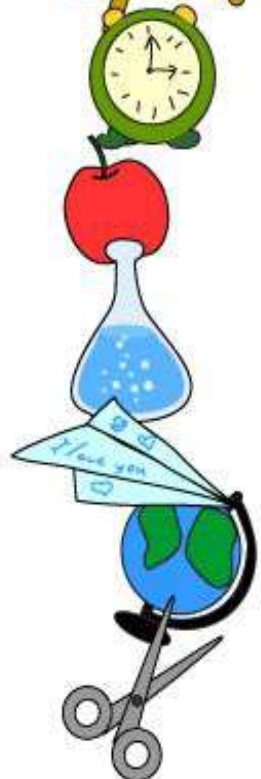
Noah

Brandon

Elizabeth

Jacobe

Wesley



# Save the Date

## AUGUST 9, 2019



Booth Space is available for Homeschool programs, vendors, local curriculum developers and others that support homeschooling in the Mat-Su Valley. To secure your space please email [valleyhomeschoolexpo@hotmail.com](mailto:valleyhomeschoolexpo@hotmail.com).

# Valley Homeschool Expo

## Your One Stop Homeschool Shop

to

Ask Questions, Enroll in Homeschool, Meet & Sign Up with Vendors, Explore Local Curricula, Network with other Homeschool Families, Participate in Successful Homeschooling Workshops, Games, Door Prizes, Food, and much more.

## At the Menard Sports Center

## Noon to 8 PM

## Call for more information: 907-357-9573

Look for the PACE  
Statewide  
Homeschool Table at  
the Expo. Cassie and  
Donna from our  
MatSu Office will  
be there.

Please spread the  
word and let all  
your homeschool  
friends know we will  
be there to answer  
their questions  
about PACE.  
Help us grow PACE  
in the valley!



Brought to you by the Valley Homeschool Network