

AP STUDENTS

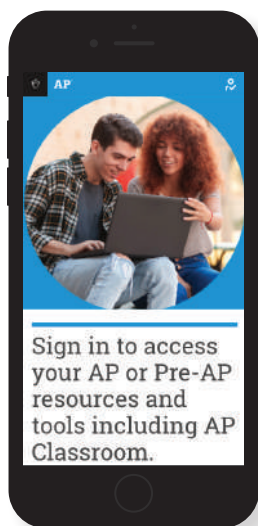
Joining Your AP Class Section

Use a phone, tablet, or computer to join your AP[®] courses online, so you can get feedback on your progress and register for AP Exams.

Write your join code(s) here:

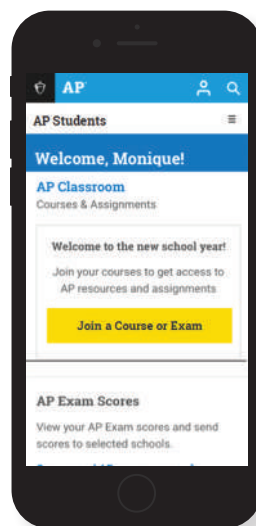
Course _____ Course _____ Course _____ Course _____

Code _ _ _ _ _ Code _ _ _ _ _ Code _ _ _ _ _ Code _ _ _ _ _



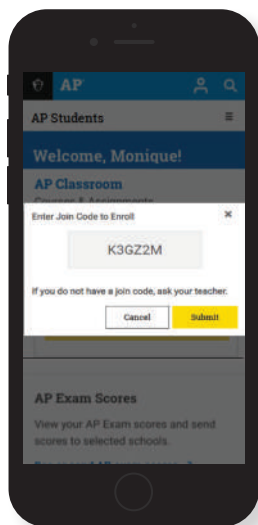
1 SIGN IN

Sign in to myap.collegeboard.org using your College Board login. This is the same login you use to access your AP scores, PSAT/NMSQT[®] scores, or register for the SAT[®] —or that you used to access My AP last year. If you don't have a student account, click the [Sign up](#) link.



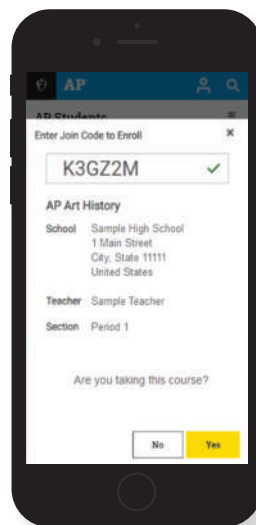
2 JOIN A COURSE

Click the **Join a Course or Exam** button. Before you do this, make sure you have the six-character join code from your teacher. You'll need it to join a class section.



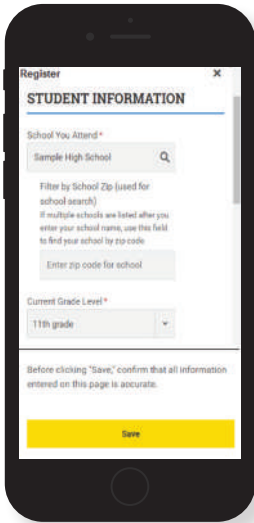
3 SUBMIT YOUR JOIN CODE

Enter the join code your teacher gave you and click **Submit**.



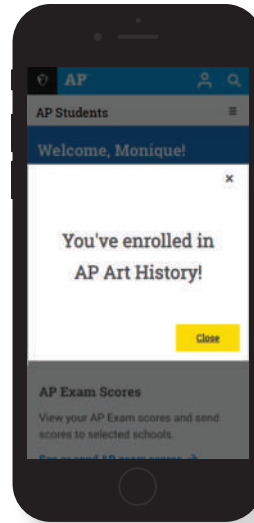
4 VERIFY COURSE INFORMATION

Make sure the information that comes up is for the course you're taking. If it is, click **Yes**.



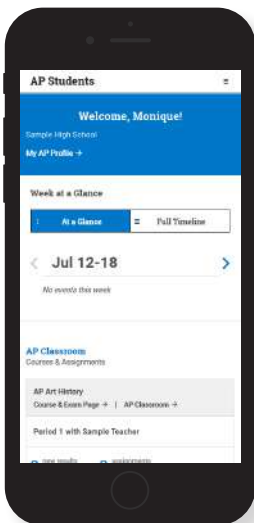
5 FILL OUT REGISTRATION INFORMATION

The first time you enroll in an AP course in My AP, you'll need to fill out some registration information. It's important to provide accurate information. You only have to do this once.



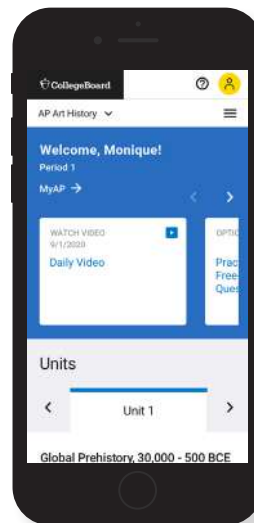
6 CONGRATULATIONS!

You're enrolled in your AP course. If you're taking multiple AP courses, repeat steps 2-4 for each course you're taking this year, using the unique join code for each course.



7 ACCESS AP CLASSROOM RESOURCES

Now that you're enrolled, click the **AP Classroom** link to access resources for your course. You'll see assignments from your teacher here.



8 WATCH AP DAILY VIDEOS

Starting September 1, you'll see AP Daily videos for your course topics. Watch on your own or as assigned by your teacher.

College Board Account Tips

You need a College Board account to join your AP class section, receive AP assignments from your teacher, and register for AP Exams. If you don't already have an account, please sign up at collegeboard.org/register. Your parents shouldn't create an account for you. Keep your account information in a safe place only you can access.

DO YOU ALREADY HAVE AN ACCOUNT?

All College Board programs are connected through one account, so if you created one for AP, PSAT/NMSQT, SAT, or College Board Opportunity Scholarships, you're all set. You'll just need your username and password to sign in.

IF YOU HAVE TROUBLE SIGNING IN TO YOUR ACCOUNT

- If you can't remember your username or password, follow the "Forgot username or password?" links at myap.collegeboard.org to reset them.
- If a family member set up your account, ask them for the login information. You may want them to sit with you while you sign in.
- If you can't remember the answers to your security questions, see if a family member has them.