

**\*NOTE\*:** this assignment is only for students who DID NOT turn in their rhythm project before school closed! If you already turned in your rhythm project, do not do this assignment.


### Rhythm Review

Directions: Please review the notes on the principle of rhythm below and do the assignment that follows.

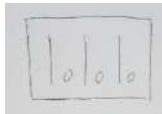
#### **NOTES**

1. Principle of Rhythm: Repetition of elements to produce the look or feel of movement; visual tempo (speed) or beat
  - a. Types of rhythm
    - i. Regular: identical with regular spaces in between (like a grid)
    - ii. Alternating: introduce a 2<sup>nd</sup> beat or change the placement or spacing
    - iii. Flowing: repetition of wavy lines/shapes
    - iv. Progressive: change in the beat each time (looks like it's growing or evolving)
    - v. Random: repetition has no apparent order, with no regular spaces in between
  - b. Examples

i. Regular



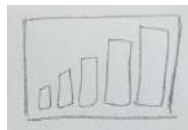
ii. Alternating




iii. Flowing



iv. Progressive



v. Random



Example for Assignment:

1. Piet Mondrian used a random rhythm.
2. It can be seen in the repeating colors and shapes.
3. To make it random, the artist repeated yellow, white, red, and blue in different amounts. For example, there are larger amounts of white down the center of the painting and smaller amounts on each side. Also the squares are all various sizes. For example, there are large, medium, and small red squares scattered randomly throughout.

### Assignment 30/30

\*NOTE\*: Will be converted to a percentage in Aeries (Ex: 25/30 pts = 83% or 83/100)



Stuart Davis  
Hot Still-scape in Six Colors – 7<sup>th</sup> Avenue Style 1940

Answer these questions about the above artwork. (See example of how to answer these questions on the previous page)

1. What types of rhythm did the artist use? (\*hint: there is more than one)
2. Explain where in the artwork these rhythms can be found.
3. Describe how the artist created these rhythms.

Grading: 10pts per question

- Q1: correctly identifies all present rhythms
- Q2: correctly explains where all rhythms occur in the artwork
- Q3: clearly & correctly describes how the artist was able to create each rhythm

-2 for lack of clarity

-5pts for answering half the question

0pts for totally incorrect answers