

WELCOME

BACK TO SCHOOL




4th Grade
Miss Lukasik
2021-2022

Principal:
Mr. Joe Durkin
Assistant Principal:
Ms. Stephenette Graham

Google Meet

Please use the chat box if you have any questions and I will answer them by the end of our session.

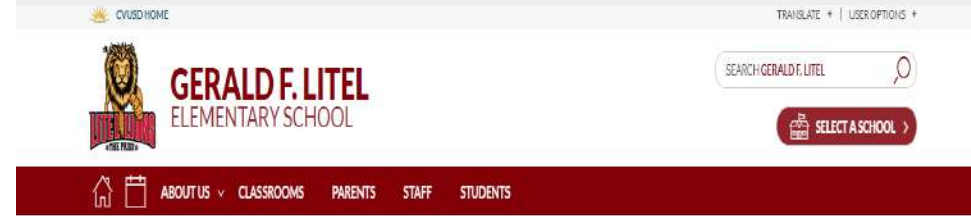
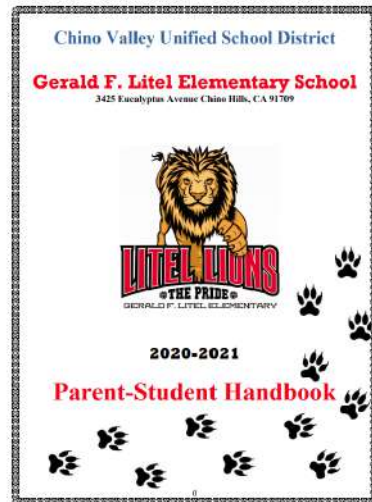
Please keep your microphone muted to ensure everyone can hear 😊



Gerald F. Litel Website

<https://www.chino.k12.ca.us/Litel>

Parent Handbook



About Me



This is my fourth year teaching 4th grade.


I graduated with my bachelor's degree and master's degree from the NEAG School of Education at UConn.

I utilize a lot of collaboration and positive mindset into my daily teaching. I ensure that students feel safe and comfortable in our classroom and do my best to help each student achieve their own personal growth.

Contact Information: lauren_lukasik@chino.k12.ca.us

Room D16

Class Website: <https://www.chino.k12.ca.us/Domain/5571>



Communication

Email: lauren_lukasik@chino.k12.ca.us

*I do my best to respond to emails within 24 hours
Monday-Friday*

Class Dojo: I will post important information on the stories and can also directly message you. Feel free to message me here with any questions or comments!

Here is the Dojo link if you are not connected yet:
<https://www.classdojo.com/invite/?c=C3DMGX9>

Litel Phone Number: 909-591-1336



Litel PBIS

R - Responsible

O - Optimistic

A - Accountable

R - Respectful



PBIS Schoolwide Matrix


Litel Lions ROAR with Pride

R.O.A.R.	Classrooms	Restrooms	Playground	Hallways	Lunch Tables	Library	Computer Labs	RFU/Announcements
Responsible Think + Pause Problem-Solve	<ul style="list-style-type: none"> Always do your best Complete all assignments on time Communicate in complete sentence 	<ul style="list-style-type: none"> Flush one time Wash hands Report concerns 	<ul style="list-style-type: none"> Walk on the blacktop Keep hands and feet to yourself Use equipment appropriately 	<ul style="list-style-type: none"> Arrive prepared to learn Eyes on teacher Stay with class 	<ul style="list-style-type: none"> Students eating in their own space Throw trash away 	<ul style="list-style-type: none"> Students working in their own space 	<ul style="list-style-type: none"> Leave computer lab set up properly for next class Treat equipment properly Log out properly 	<ul style="list-style-type: none"> Face forward/ eyes on speaker Wait patiently for directions
Optimistic Collaborate	<ul style="list-style-type: none"> Students try their best Students never give up Students check their work and attend to attention 	<ul style="list-style-type: none"> Be polite Be timely 	<ul style="list-style-type: none"> Wait your turn Have fun Teach the rules to a new comer 	<ul style="list-style-type: none"> Walk with purpose Face forward Silent voices 	<ul style="list-style-type: none"> Inside voices Say please and thank you Smiling faces 	<ul style="list-style-type: none"> Ready to learn Ready to read 	<ul style="list-style-type: none"> Try all options before moving on "I'll try it, I can do this!" 	<ul style="list-style-type: none"> Use kind language and manners Enter and leave quietly
Accountable Persevere	<ul style="list-style-type: none"> Be prepared Ready to learn Learn from mistakes 	<ul style="list-style-type: none"> Use materials wisely Keep hands and feet to yourself 	<ul style="list-style-type: none"> Follow game rules Report harmful or inappropriate behavior Put all equipment away in the correct location 	<ul style="list-style-type: none"> Move in a straight line Feather feet Keep backpack zipped and hung up 	<ul style="list-style-type: none"> Walk quietly Sit at assigned table Raise hand to be dismissed 	<ul style="list-style-type: none"> Low whispers Treat books kindly 	<ul style="list-style-type: none"> Sit in chairs properly Hands are quiet/feet are still 	<ul style="list-style-type: none"> Appropriate applause Stay in your own space
Respectful Thoughtful Actions	<ul style="list-style-type: none"> Treat others with kindness Listen to all speakers Keep your hands and feet to yourself 	<ul style="list-style-type: none"> Respect privacy Use quiet voices Keep it clean 	<ul style="list-style-type: none"> Follow directions by adults and decide by game judges Let everyone play fairly 	<ul style="list-style-type: none"> Right-away to younger children Respect the rights of others to learn 	<ul style="list-style-type: none"> Only eat your food Personal space Food stays on the table 	<ul style="list-style-type: none"> Students quietly waiting their turn 	<ul style="list-style-type: none"> Quietly help others when asked Keep materials in your own space 	<ul style="list-style-type: none"> Attention: behavior Older Students sit toward the back Sit quietly



Class Expectations

- Following the ROAR
- Prepared with materials
- Actively listening and participating
- Keeping an organized workspace
- Completing assignments
- Taking notes when required
- Collaborating with classmates
- Raising hand to speak
- Keeping personal space in mind
- Keeping mask around nose and mouth when indoors
- Treating others with kindness



Curriculum

ELA: Wonders (CCSS aligned)→ reading, writing, grammar, phonics, vocabulary, spelling

Math: Savvas (CCSS aligned)

Science: Mystery Science (aligned with NGSS)

Social Students: Reflections (aligned with California HSS Standards)

Second Step: social-emotional, district wide PBIS lessons

PE: 100 minutes weekly with running, sports, yoga, etc.



Homework

Homework is assigned Monday-Thursday and reinforces topics learned in class.

I go over homework at the end of each day with students and we fill out our agendas together. Students are responsible for writing down their homework in their agenda and returning it to school the next day.


Students will be notified of upcoming quizzes and tests and are encouraged to study.

Please reach out to me privately if any issues arise with your child unable to complete their homework.



Class Management

- School wide leader of the pride tickets
- Individual clip up chart
- Whole class fuzzy jar
- Verbal recognition and reminders
- Parent contact when necessary



Attendance

- If students are healthy, they are expected to be at school each day (unless for an excused reason) so they do not miss learning opportunities.
- Board Policy requires a parent verification of each absence within 3 school days of the student's return to school. On the fourth day, the absence becomes unverified and cannot be changed. State law requires that each absence be cleared.
- Please contact the office at (909) 591-1336 to report absences.
- Contacting the teacher about an absence is not the same as clearing the absence with the office.



Attendance

It is very important to the health of our class and school that students stay home if they have any illnesses.

Students will be sent home if they display any covid-19 symptoms.

I will post work on Google Classroom for absent students so they can continue their education at home for the necessary amount of time.

Students are already connected to my Google Classroom through their CVUSD account.

<https://classroom.google.com/c/MzgwNjU3MDA1Mjg4>



CVUSD Grading

4 - Excelling: Students at the Excelling level of performance are consistently performing at grade level, can demonstrate independence, and can extend the grade level standards, when applicable, expected at this point of the school year.

3 - Achieving: Students at the Achieving level of performance demonstrate an adequate understanding of and ability to apply skills needed to meet grade level standards at this point of the school year.

2 - Progressing: Students at the Progressing level of performance are partially meeting the grade level standards expected at this point of the school year.


1 - Beginning/Standard Not Met: Students at the Beginning/Standard Not Met level are not yet meeting grade level standards expected at this point of the school year.



Grades

- Assessments will be taken on paper and on the computer.
- Paper assessments will be sent home.
- Most online assessment grades will be posted on Google Classroom.
Students are already connected to my Google Classroom through their CVUSD account.

<https://classroom.google.com/c/MzgwNjU3MDA1Mjg4>



Reading


★ Students are expected to read at least 20 minutes each night. Students must read and take AR tests on at least 2 books at his or her reading level per month.

★ Your child should bring a book to the classroom daily to read during selected times or when he or she has finished an assignment or activity. Students should select books based on their interest and reading level.



Math










- **Students should have their multiplication facts (1-10) memorized. It will help them tremendously in 4th grade math as we use those facts to build on many new topics.**
- **We suggest students practice their math facts weekly with flashcards, whiteboards, worksheets, online, or verbally with someone at home.**



Chromebooks

- Charging towers/cabinets were installed in all classrooms this summer to store one device per student
- Each student will be checked out a Chromebook for classroom use through our Destiny system (textbooks)
- Chromebooks will stay in the classroom
- Personal headphones can be sent to school and will be kept in a labeled bag for your student to use in the classroom.

CHROMEBOOK EXPECTATIONS

- Keep food or drink away from your Chromebook 
- Carry your Chromebook fully closed with 2 clean hands 
- Placing items (pencil, paperclip) between keyboard and screen will damage your Chromebook 
- Respect your Chromebook by keeping it in top condition 
- Only use the Chromebook officially assigned to you 
- Keep all your usernames and passwords private 
- Power off your Chromebook at end of each day 
- Charge your Chromebook in the cart overnight, be sure the plug is secure 
- Follow District Responsible Use Policy 

©(K12) Learning & Instruction/Technology July 2021 6/4M

Aeries Portal

- Aeries Parent Portal and Parent Square are CVUSD's communication tools.
- ParentSquare is designed to keep parents informed and facilitate participation at schools. It provides a safe way for school principals, teachers, staff, and parents to communicate.
- To activate your ParentSquare account, enter your Aeries Parent Portal, tap on Communications, and confirm the data you see there.
- The Emergency Card is completed in Aeries Parent Portal. It is critical that you **update your emergency contacts** for each child so that we have someone to contact if you are unavailable.
- Parent Square messages can be delivered in several forms, and parents may choose whichever is the most useful, practical version.
 - Email
 - Smartphone app
 - Phone (voice)
 - SMS (text) message
 - Web app within Aeries Parent Portal



Class Parties

- ★ Fall Party
- ★ Winter Party
- ★ Friendship Party

★ We must adhere to nutrition guidelines found on the district website.

Birthdays

- If you would like to bring goodie bags to celebrate your child's birthday, they will be passed out to take home at the **end of the school day**.
- Due to a variety of student allergies, **no food items should be included**.



PTA

Litel has an outstanding PTA and parent involvement! Please consider joining on the Litel PTA website.


You can purchase spirit wear on the Litel PTA website too. **FRIDAYS are spirit day!**

If you are interested in being a room parent, please email me or message me on Dojo 😊

Facebook: (Gerald F Litel-PTA) *keep up to date with important information

Website: (litelpta.com) *sign up for newsletters and order spirit wear

Email: litelpta@gmail.com



Conferences

Conferences will be held in person or via
Google Meet September 20th-24th.

Students will be on a minimum day schedule all
week, dismissing at 12:30 PM.

Below is the signup link. I will also post it on my
website and on Class Dojo.

[https://www.signupgenius.com/go/10C0D4FA9
A82FA3F5C52-miss](https://www.signupgenius.com/go/10C0D4FA9A82FA3F5C52-miss)



THANK
YOU!

The image features the words "THANK YOU!" written in large, three-dimensional, golden foil balloons. The balloons are arranged in two rows: "THANK" on top and "YOU!" on the bottom. Each letter is inflated and has a shiny, metallic gold finish. The balloons are set against a solid, light pink background. Scattered throughout the background are numerous small, round, golden confetti pieces, some of which are slightly out of focus, creating a festive and celebratory atmosphere. The overall composition is centered and balanced.