



Exam Registration

2020 AP Exams

Important Dates & Info

- **Monday, August 19**
- **Friday, November 8**
- **Saturday, November 16**
- **Friday, February 28**
- **Monday, May 4 to Friday, May 15**
- **Total Registration available to students to sign up for AP exams**
- **Last day to register for an AP exam at regular price**
- **Total Registration available to students to sign up for AP exams with \$40 late fee**
- **Last day to register for an AP exam with \$40 late fee**
- **AP exams**



To Do List

- Ensure you have an active account on Total Registration.
- Ensure you have an active account on My AP.
- Ensure your accounts are EXACTLY IDENTICAL!!!
- Join your AP sections on My AP.





Step 1 – Register with Total Registration

Go to

www.totalregistration.net/050692

Step 1 Total Registration “To Do List”

- Create a login username, email address and password. (note this information). If you remember your login from last year, log in and note your info. Do NOT use your CNUSD student email.
- Answer as many questions as you can or have time for.
- Have a conversation with your parent/guardian about what AP exam(s) you are planning to take or not.

Tip:

Your email address, name, and other info WILL NEED TO MATCH YOUR M AP INFO EXACTLY.





Step 1 – Register with College Board


Go to

myap.collegeboard.org


Student Accounts

Possible starting points for students

Has more than
on account




Call to Merge



Unsure if
account exists



Self-help via
FAQ or Call



No Account



Create New
Account



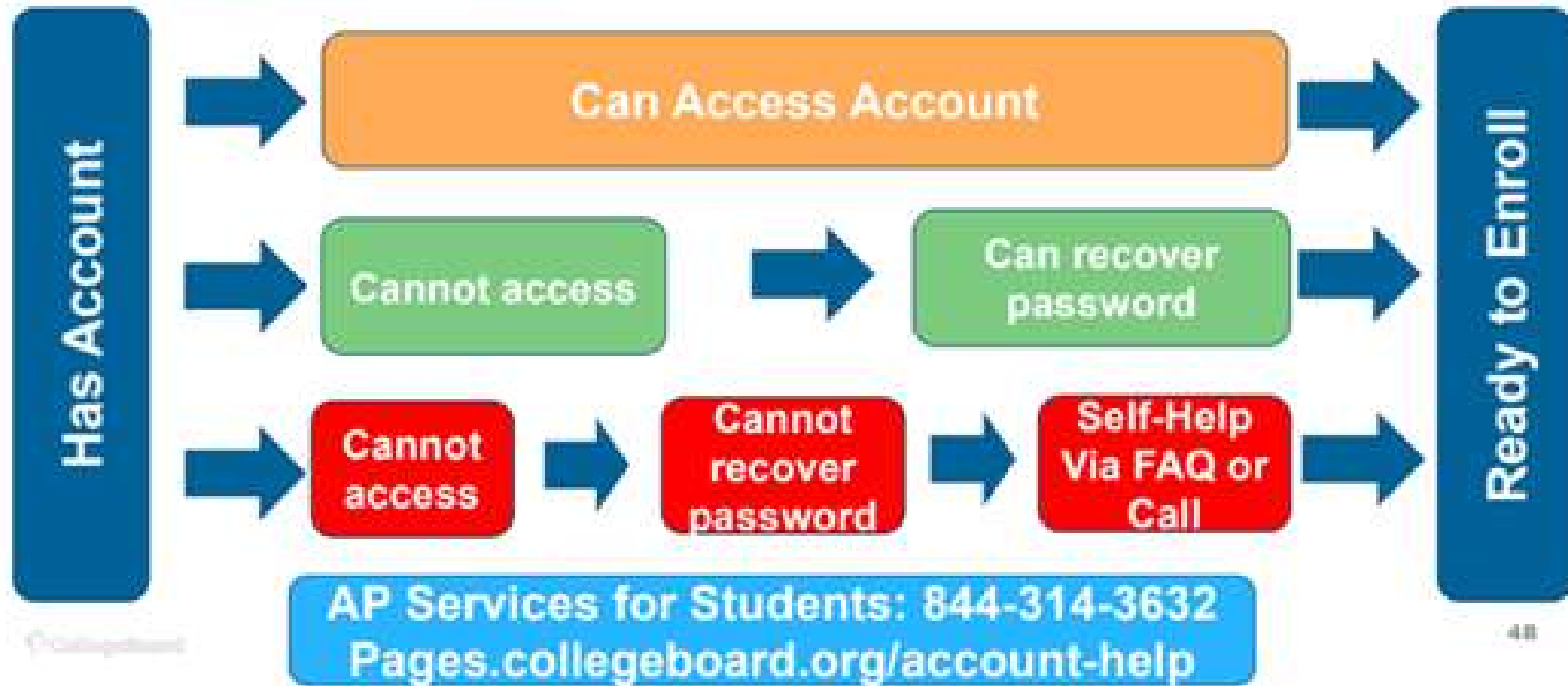
Ready to Enroll

AP Services for Students: 844-314-3632
[Pages.collegeboard.org/account-help](https://pages.collegeboard.org/account-help)



Student Accounts

Possible starting points for students



Step 2 – Register with College Board

- Most Students should already have a College Board Account.
- **LOG IN** - Log in to myap.collegeboard.org using your College Board student account login.
 - This is the same login you've used in the past to access your AP scores online.
 - If you don't have a College Board student account, click the Sign Up link.
 - Do not use your CNUUSD student account.
 - *****Don't create multiple accounts.*****
- Answer as many questions as you have time to complete.
 - **Your info must match exactly what you put in total registration.**



Tip:

Create a contact in your phone and keep track of your login info



Step 2 – Register with College Board

- **JOIN A COURSE** - Click the “Join a Course or Exam link.”
- **SUBMIT JOIN CODE** - Enter the join code your teacher gave you, and click Submit.
- **VERIFY COURSE INFORMATION** - Make sure the information that comes up is for the course you are taking. If it is, click Yes.
- **FILL OUT REGISTRATION INFORMATION** - The first time you enroll in an AP course in My AP, you’ll have to fill out some registration information. It's important to provide accurate information. You only have to do this once.

Tip: Your teacher has unique join codes for each period. DON'T ASK A FRIEND FROM ANOTHER PERIOD FOR THEIR CODES!



\$40

- New College Board fee if:
 - Register late for AP exams
 - Miss your exam for an unexcused reason
 - Cancel your exam after their November 15 deadline



Obligations!!!

- For those students who use a fee waiver to purchase exams, if you no-show or decide to cancel an exam after the registration deadline, you will receive an obligation equivalent to the fees that the district and/or school will incur.

