


The Amazing Race



A Long Division Race Around the World

**GET READY FOR A
MATHEMATICAL
ADVENTURE!**



Race Around the World

1. Canada

2. Ireland

3. Italy

7. Japan

6. Thailand

4. Ethiopia

9. Brazil

5. Madagascar

8. New Zealand



Amazing Race Directions

1


LOCATION CARD



- Show your work on your whiteboard and your final answer on the card.
- Bring it to Mrs. Chu for review.
- Wait quietly in line.
- Receive a sticker and place it on the correct location on your map.

2

ACTION CARD



- Without looking, draw an ACTION CARD from your envelope
- Follow the directions. Play honestly, fairly and calmly.
- Bring it to Mrs. Chu to receive your next LOCATION CARD.


3

WINNING



- Repeat completing LOCATION CARDS from your teacher and ACTION CARDS from your envelope.
- Be responsible for the learning of every member
- Demonstrate collaboration

LOCATION CARD



Location

Math
Problem

Write your
answer here

Receive a sticker for
your map!

THE AMAZING RACE

ITALY

**CLUE #3: DIVIDE USING THE
LONG DIVISION ALGORITHM.**

1. **SHOW ALL THE STEPS ON
YOUR WHITEBOARD.**
2. **WRITE YOUR FINAL ANSWER
ON THIS PAPER**
3. **BRING IT TO YOUR
TEACHER FOR REVIEW.**

?

ROAD BLOCK



A ROAD BLOCK IS A TASK ONLY ONE TEAM MEMBER CAN DO. A DIFFERENT PERSON MUST COMPLETE A ROAD BLOCK EACH TIME. NO HELP IS ALLOWED.

?

SPEED BUMP



AS A TEAM, YOU MUST

?

DETOUR



?

OR

?

THE ENTIRE TEAM MUST COMPLETE THE SAME CHOICE.

Read this section for additional information.

ACTION CARDS

Bring cards to Mrs. Chu when complete



COLLABORATION RUBRIC

1 ————— 3 —————→ 5		
Dominating the discussion Silent Wandering or distracted Giving up Hogging the marker Disrespectful		Listening and sharing ideas Communicating Actively participating & focused Persevering Sharing the marker Respectful

Whiteboard Moves

9



Random groups

Stand with your group at your whiteboard.

One marker per group

The person explaining their thinking should be different from the person writing. Take turns.



Record the task

Listen carefully to the task. Record key information at the top of your whiteboard.

Work with your group

Collaborate. Persevere. Be responsible for the learning of every member. Look at other groups' work when needed. Take risks.



Erase with care

Ask permission to erase someone else's ideas. Don't erase work that is circled by the teacher.

YOUR ROLES

1. **MASTER OF THE TASK**: Read the task on the card to the group. Do not show it to them. Make sure they hear and record it correctly.
2. **MASTER OF THE CARD**: Bring Mrs. Chu your completed location card and get a sticker. Bring your action card to get a new location card. The rest of your team should wait next to your board.
3. **MASTER OF THE MAP**: Keep track of your map and the correct placement of your stickers. Tell the Master of the Card the next **LOCATION CARD** that is needed.

Groups that do not follow directions will be “STRANDED IN THE DESERT” for one round. (Sit at your desk and complete a problem from your book)

PERIOD 1 - RANDOM GROUPS

GROUP 1	GROUP 2	GROUP 3
GROUP 4	GROUP 5	GROUP 6
GROUP 7	GROUP 8	GROUP 9



PERIOD 2 - RANDOM GROUPS

GROUP 1	GROUP 2	GROUP 3
GROUP 4	GROUP 5	GROUP 6
GROUP 7	GROUP 8	GROUP 9



PERIOD 3 - RANDOM GROUPS

GROUP 1	GROUP 2	GROUP 3
GROUP 4	GROUP 5	GROUP 6
GROUP 7	GROUP 8	GROUP 9



CLOSING EVALUATION

1 ————— 3 —————→ 5		
Dominating the discussion Silent Wandering or distracted Giving up Hogging the marker Disrespectful		Listening and sharing ideas Communicating Actively participating & focused Persevering Sharing the marker Respectful