

A B C D E F G

H I J K L M N

Level 1

O P Q R S T U

V W X Y Z ? !

ABC Hunt

Name _____

ELA.K.C.1.1: Print many upper- and lowercase letters

ELA.K.F.1.1: Demonstrate knowledge of the basic concepts of print

ELA.K.F.1.2: Demonstrate phonological awareness

Trace and write

Tracing practice for uppercase 'A' and lowercase 'a' on handwriting lines. The first row shows three dashed uppercase 'A's for tracing. The second row shows three dashed lowercase 'a's for tracing.

Circle the letter

A box containing various letters for a circle-the-letter activity: A, o, A, v, A, e, a, N, a, A.

Circle the picture that begins with the letter

Two illustrations: an alligator and a fish. Below the alligator is the word "alligator" and below the fish is the word "fish".

Trace and color

An outline of an apple with a stem and leaf. Below the apple is the word "apple" written in a dashed font for tracing.

Draw and write

A large empty box with handwriting lines (top, middle dashed, bottom) for drawing and writing.

A a

ABC Hunt

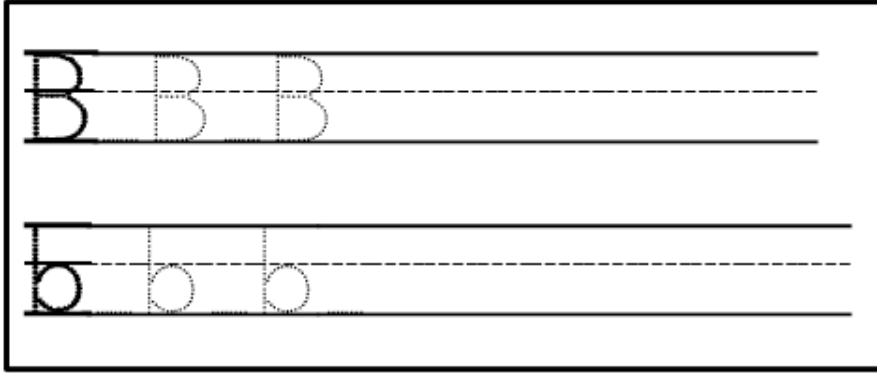
Name _____

ELA.K.C.1.1: Print many upper- and lowercase letters

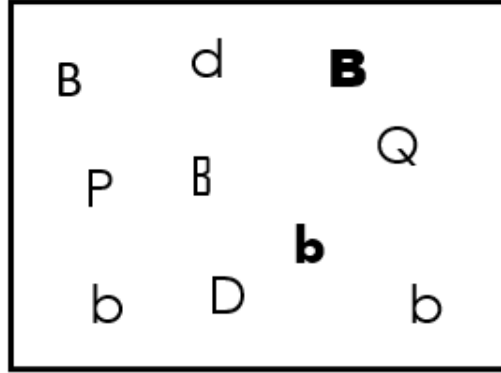
ELA.K.F.1.1: Demonstrate knowledge of the basic concepts of print

ELA.K.F.1.2: Demonstrate phonological awareness

Trace and write



Circle the letter



Circle the picture that begins with the letter




dog

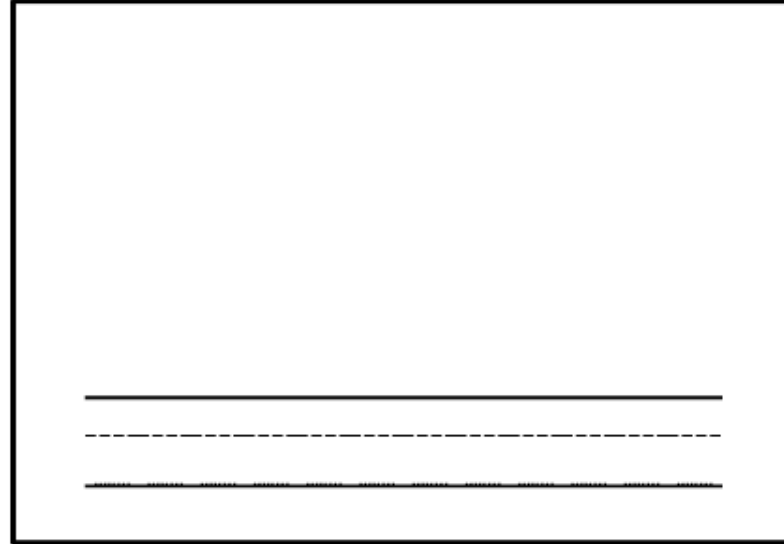


bear

Trace and color



Draw and write



B b

ABC Hunt

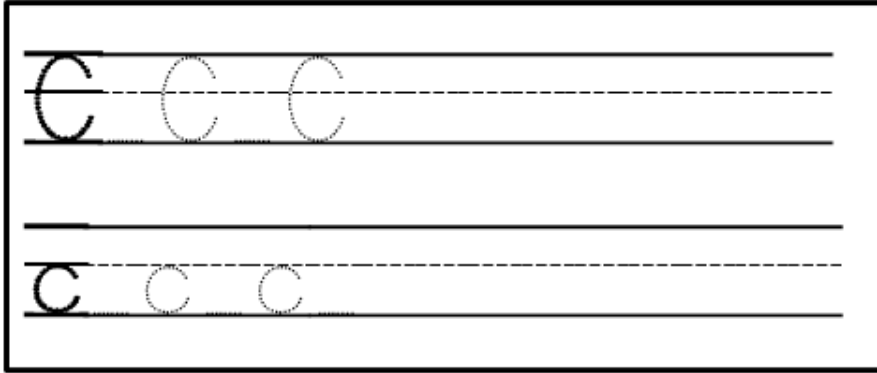
Name _____

ELA.K.C.1.1: Print many upper- and lowercase letters

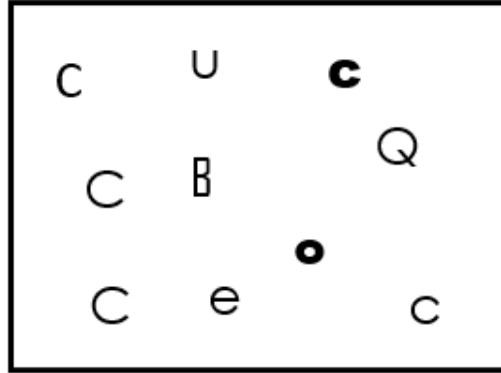
ELA.K.F.1.1: Demonstrate knowledge of the basic concepts of print

ELA.K.F.1.2: Demonstrate phonological awareness

Trace and write



Circle the letter



Circle the picture that begins with the letter




cup

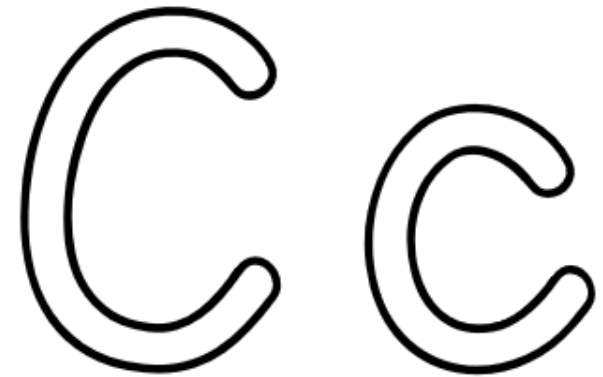
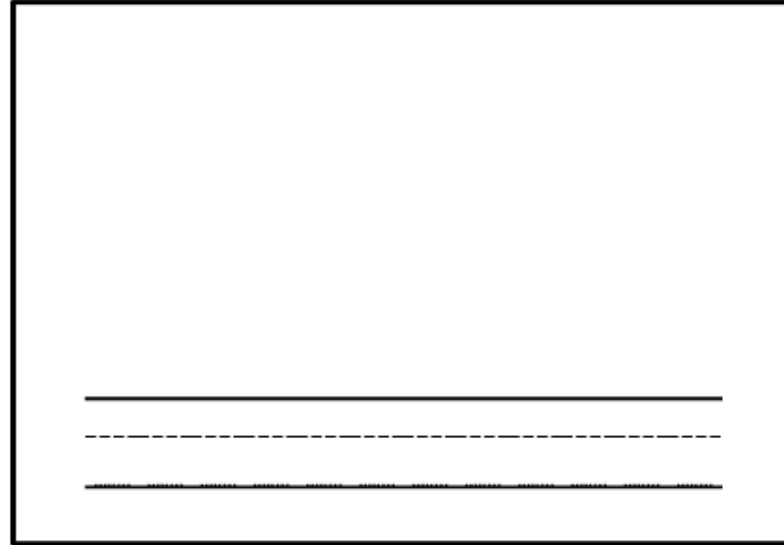


zebra

Trace and color



Draw and write



ABC Hunt

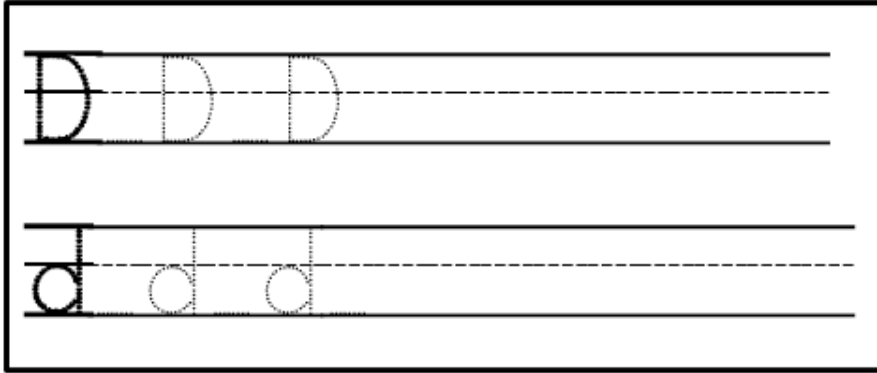
Name _____

ELA.K.C.1.1: Print many upper- and lowercase letters

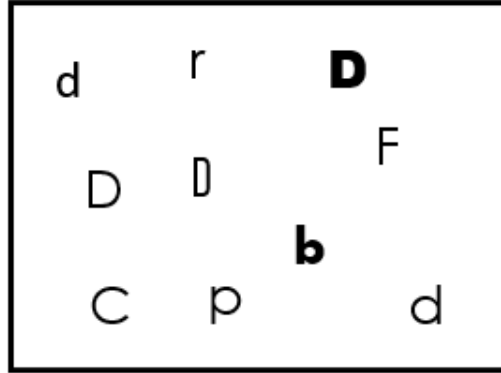
ELA.K.F.1.1: Demonstrate knowledge of the basic concepts of print

ELA.K.F.1.2: Demonstrate phonological awareness

Trace and write




Circle the letter



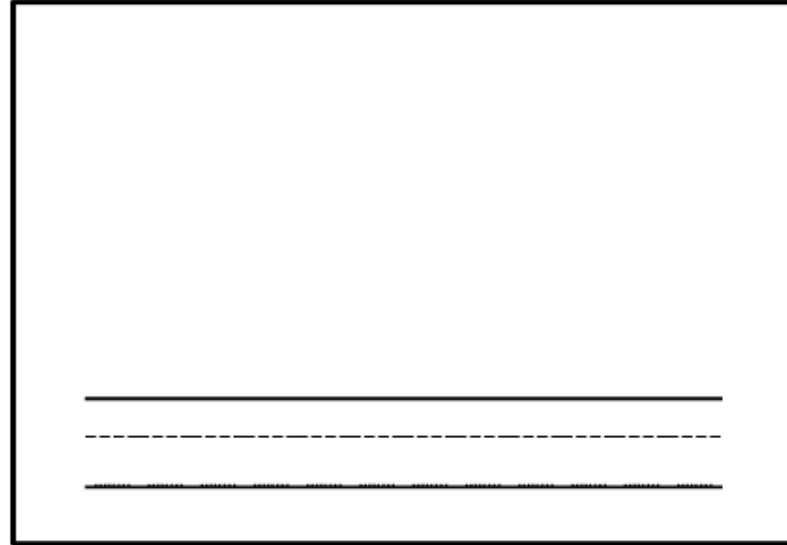
Circle the picture that begins with the letter



Trace and color



Draw and write



D d

ABC Hunt

Name _____

ELA.K.C.1.1: Print many upper- and lowercase letters

ELA.K.F.1.1: Demonstrate knowledge of the basic concepts of print

ELA.K.F.1.2: Demonstrate phonological awareness

Trace and write

A handwriting practice box with three sets of horizontal lines (top, middle dashed, bottom). The first set shows a large uppercase 'E' on the left, followed by two empty spaces for tracing. The second set shows a lowercase 'e' on the left, followed by two empty spaces for tracing.

Circle the letter

A box containing scattered letters: 'a', 'r', 'J', 'T', 'e', 'F', 'E', 'O', 'e'. The letters are in various orientations and sizes.

Circle the picture that begins with the letter

Two illustrations: a yo-yo on the left and an elephant on the right. Below the yo-yo is the text 'yo-yo' and below the elephant is the text 'elephant'.

Trace and color

An illustration of a cracked egg with two pieces of the shell above it. Below the egg is a horizontal line and the word 'egg' written in a dotted font for tracing.

Draw and write

A large empty box with three horizontal lines (top, middle dashed, bottom) at the bottom for writing.

E e

ABC Hunt

Name _____

ELA.K.C.1.1: Print many upper- and lowercase letters

ELA.K.F.1.1: Demonstrate knowledge of the basic concepts of print

ELA.K.F.1.2: Demonstrate phonological awareness

Trace and write

Tracing practice for uppercase 'F' and lowercase 'f' on handwriting lines. The first row shows three uppercase 'F's on a set of three lines (top, middle dashed, bottom). The second row shows three lowercase 'f's on the same set of lines.

Circle the letter

A box containing scattered letters: t, r, F, T, f, F, f, H, E, f. The uppercase 'F' and lowercase 'f' are bolded.

Circle the picture that begins with the letter

Two illustrations: a fish on the left and a smiling star on the right. Below the fish is the word 'fish' and below the star is the word 'star'.

Trace and color

A line drawing of a frog sitting on a lily pad. Below the frog is the word 'frog' written in a dashed font on handwriting lines for tracing.

Draw and write

A large empty box with three horizontal handwriting lines (top, middle dashed, bottom) at the bottom for drawing and writing.

F f

ABC Hunt

Name _____

ELA.K.C.1.1: Print many upper- and lowercase letters

ELA.K.F.1.1: Demonstrate knowledge of the basic concepts of print

ELA.K.F.1.2: Demonstrate phonological awareness

Trace and write

Tracing practice for uppercase G and lowercase g on handwriting lines. The first row shows three uppercase Gs: the first is solid, the second and third are dashed. The second row shows three lowercase gs: the first is solid, the second and third are dashed.

Circle the letter

A box containing scattered letters: G, O, G, u, g, E, g, G, q.

Circle the picture that begins with the letter

Two illustrations: a cat on the left and a gate on the right. Below the cat is the word "cat" and below the gate is the word "gate".

Trace and color

A line drawing of a goat with a bell around its neck. Below the drawing is the word "goat" written on handwriting lines for tracing.

Draw and write

Blank handwriting lines for drawing and writing.

G g

ABC Hunt

Name _____

ELA.K.C.1.1: Print many upper- and lowercase letters

ELA.K.F.1.1: Demonstrate knowledge of the basic concepts of print

ELA.K.F.1.2: Demonstrate phonological awareness

Trace and write

A handwriting practice box with two rows of three-line guides. The first row contains four uppercase 'H's: the first is solid, the second is dashed, and the third is solid. The second row contains four lowercase 'h's: the first is solid, the second is dashed, and the third is solid.

Circle the letter

A square box containing the following letters: O, H, h, u, h, S, h, G, H, K.

Circle the picture that begins with the letter

Two illustrations side-by-side. On the left is a ham on a platter with the word 'ham' written below it. On the right is a cartoon frog sitting on a lily pad with the word 'frog' written below it.

Trace and color

A line drawing of a baseball cap. Below the cap, the word 'hat' is written in a dashed font on a three-line grid for tracing.

Draw and write

A large empty rectangular box with three horizontal lines at the bottom for writing practice.

H h

ABC Hunt

Name _____

ELA.K.C.1.1: Print many upper- and lowercase letters

ELA.K.F.1.1: Demonstrate knowledge of the basic concepts of print

ELA.K.F.1.2: Demonstrate phonological awareness

Trace and write

A handwriting practice box with two sets of three horizontal lines (top, middle dashed, bottom). The first set shows a large uppercase letter 'I' with vertical dashed lines for tracing. The second set shows a lowercase letter 'i' with vertical dashed lines for tracing.

Circle the letter

A box containing the following letters: k, i, L, U, I, S, I, J, I, i.

Circle the picture that begins with the letter

Two illustrations: a fishing net on the left and an igloo on the right. Below the net is the word 'net' and below the igloo is the word 'igloo'.

Trace and color

An illustration of three ice cubes melting slightly. Below the cubes is the word 'ice' written in a dotted font for tracing.

Draw and write

A large empty box with three horizontal lines (top, middle dashed, bottom) at the bottom for drawing and writing.

I i

ABC Hunt

Name _____

ELA.K.C.1.1: Print many upper- and lowercase letters

ELA.K.F.1.1: Demonstrate knowledge of the basic concepts of print

ELA.K.F.1.2: Demonstrate phonological awareness

Trace and write

Tracing practice for uppercase 'J' and lowercase 'j'. The first row shows three uppercase 'J's on handwriting lines (top, middle dashed, bottom). The second row shows three lowercase 'j's on handwriting lines (top, middle dashed, bottom).

Circle the letter

A box containing the following letters: p, j, J, b, J, j, U, J, t, j.

Circle the picture that begins with the letter

Two images: a baseball cap and a jeep. Below the cap is the word 'hat' and below the jeep is the word 'jeep'.

Trace and color

A drawing of a jet airplane. Below the airplane, the word 'jet' is written in a dotted font for tracing.

Draw and write

A box for drawing and writing. It contains the word 'Draw' at the top and three horizontal lines (top, middle dashed, bottom) for writing.

J j

ABC Hunt

Name _____

ELA.K.C.1.1: Print many upper- and lowercase letters

ELA.K.F.1.1: Demonstrate knowledge of the basic concepts of print

ELA.K.F.1.2: Demonstrate phonological awareness

Trace and write

Tracing practice for uppercase K and lowercase k on a three-line grid. The first row shows a solid uppercase K followed by two dashed uppercase Ks. The second row shows a solid lowercase k followed by two dashed lowercase ks.

Circle the letter

A box containing various letters for a circle-the-letter activity: k, H, k, c, K, L, K, G, f, k.

Circle the picture that begins with the letter

Two pictures: a cracked egg and a kangaroo with a joey. Below the egg is the word "egg" and below the kangaroo is the word "kangaroo".

Trace and color

A drawing of a kite with a tail. Below the drawing is the word "kite" written on a three-line grid for tracing.

Draw and write

A blank three-line grid for drawing and writing.

K K

ABC Hunt

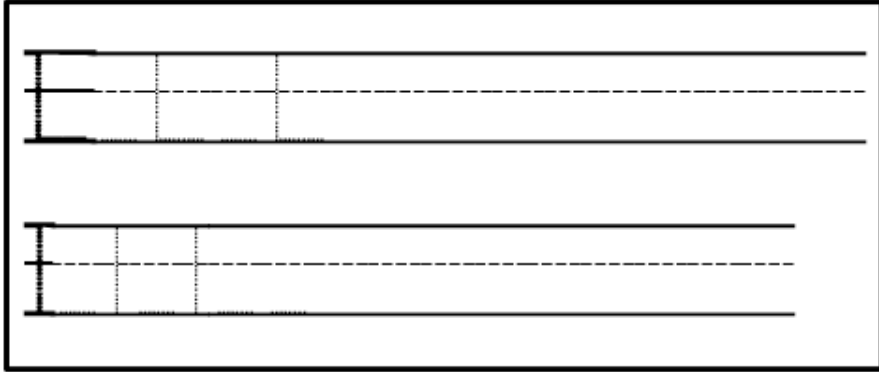
Name _____

ELA.K.C.1.1: Print many upper- and lowercase letters

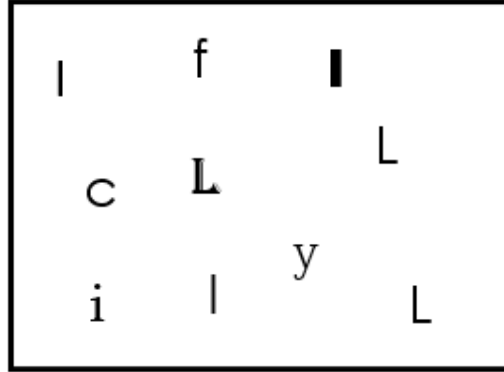
ELA.K.F.1.1: Demonstrate knowledge of the basic concepts of print

ELA.K.F.1.2: Demonstrate phonological awareness

Trace and write



Circle the letter



Circle the picture that begins with the letter



lemon

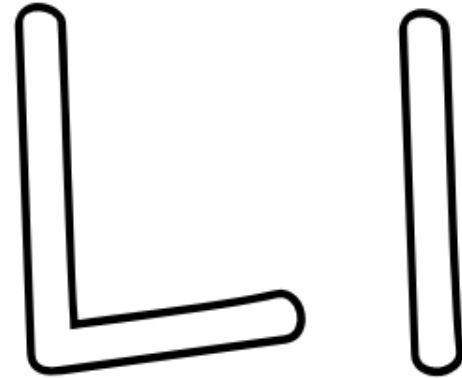
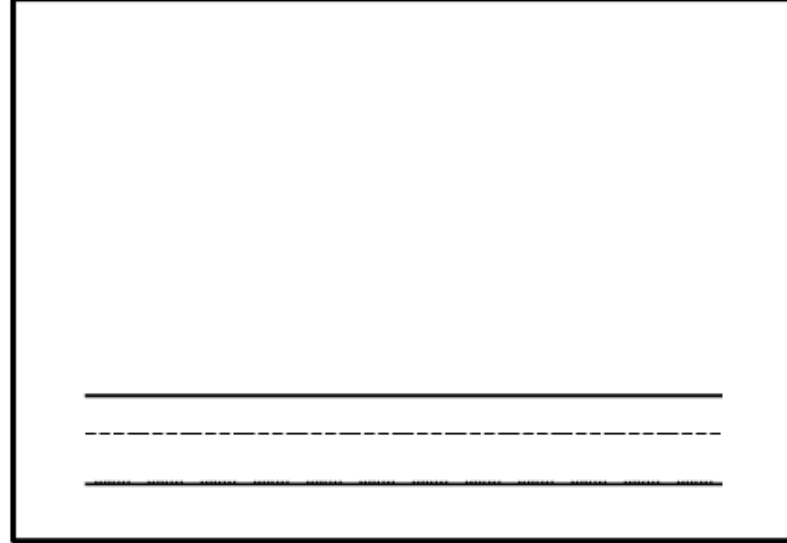


goat

Trace and color



Draw and write



ABC Hunt

Name _____

ELA.K.C.1.1: Print many upper- and lowercase letters

ELA.K.F.1.1: Demonstrate knowledge of the basic concepts of print

ELA.K.F.1.2: Demonstrate phonological awareness

Trace and write

Tracing practice for uppercase M and lowercase m on handwriting lines. The first row shows three uppercase 'M's: the first is solid, the second is dashed, and the third is solid. The second row shows three lowercase 'm's: the first is solid, the second is dashed, and the third is solid.

Circle the letter

Letter identification activity. A box contains the following letters: M, m, p, N, m, M, n, T, M, m.

Circle the picture that begins with the letter

Picture choice activity. On the left is a mop with the word 'mop' written below it. On the right is a bowl of oats with a spoon and the word 'oats' written below it.

Trace and color

Mug drawing and tracing activity. A line drawing of a mug is shown. Below it is the word 'mug' written in a dashed font for tracing.

Draw and write

Blank drawing and writing area with a large empty box for drawing and three horizontal lines (top, dashed middle, bottom) for writing.

M m

ABC Hunt

Name _____

ELA.K.C.1.1: Print many upper- and lowercase letters

ELA.K.F.1.1: Demonstrate knowledge of the basic concepts of print

ELA.K.F.1.2: Demonstrate phonological awareness

Trace and write

Tracing practice for uppercase N and lowercase n on handwriting lines. The first row shows a solid uppercase N followed by two dashed uppercase Ns. The second row shows a solid lowercase n followed by two dashed lowercase ns.

Circle the letter

A box containing various letters for a circle-the-letter activity: M, m, p, N, N, N, n, T, n.

Circle the picture that begins with the letter

A box containing a nose and a pen for a picture-circling activity. The word "nose" is written below the nose illustration, and the word "pen" is written below the pen illustration.

Trace and color

A net and the word "net" for a trace and color activity. The word "net" is written in a dashed font on handwriting lines.

Draw and write

A box for drawing and writing practice, featuring three horizontal handwriting lines (top, middle dashed, bottom).

N n

ABC Hunt

Name _____

ELA.K.C.1.1: Print many upper- and lowercase letters

ELA.K.F.1.1: Demonstrate knowledge of the basic concepts of print

ELA.K.F.1.2: Demonstrate phonological awareness

Trace and write

Tracing practice for uppercase 'O' and lowercase 'o' on handwriting lines. The first row shows three uppercase 'O's: the first is solid, the second is dashed, and the third is a solid outline. The second row shows three lowercase 'o's: the first is solid, the second is dashed, and the third is a solid outline.

Circle the letter

Letter hunt activity with various letters scattered in a box: o, a, O, U, o, G, o, e, n, o.

Circle the picture that begins with the letter



Picture choice activity with a kite and an octopus. The word **kite** is written below the kite, and the word **octopus** is written below the octopus.

Trace and color

Illustration of a bowl of oatmeal with a spoon. Below the bowl, the word **oat** is written on handwriting lines for tracing.

Draw and write

Blank handwriting lines for drawing and writing.



ABC Hunt

Name _____

ELA.K.C.1.1: Print many upper- and lowercase letters

ELA.K.F.1.1: Demonstrate knowledge of the basic concepts of print

ELA.K.F.1.2: Demonstrate phonological awareness

Trace and write

Tracing practice for uppercase 'P' and lowercase 'p' on handwriting lines. The first row shows three uppercase 'P's: the first is solid, the second is dashed, and the third is solid. The second row shows three lowercase 'p's: the first is solid, the second is dashed, and the third is solid.

Circle the letter

Letter identification activity. A box contains the following letters: P, p, a solid black circle, P, b, P, q, p, q, p.

Circle the picture that begins with the letter

Picture identification activity. A box contains two illustrations: a child with a hand to their mouth (representing 'quiet') and a bucket of popcorn (representing 'popcorn'). Below each illustration is its corresponding word: 'quiet' and 'popcorn'.

Trace and color

Coloring and tracing activity. A box contains a drawing of a pen. Below the drawing is the word 'pen' written on handwriting lines, with the letters 'p', 'e', and 'n' in dashed form for tracing.

Draw and write

Drawing and writing practice area. A large empty box with handwriting lines (top, dashed middle, bottom) for drawing and writing.



ABC Hunt

Name _____

ELA.K.C.1.1: Print many upper- and lowercase letters

ELA.K.F.1.1: Demonstrate knowledge of the basic concepts of print

ELA.K.F.1.2: Demonstrate phonological awareness

Trace and write

Tracing practice for uppercase Q and lowercase q on handwriting lines. The first row shows three uppercase Qs: the first is solid, the second is dashed, and the third is solid. The second row shows three lowercase qs: the first is solid, the second is dashed, and the third is solid.

Circle the letter

A box containing various letters for a circle-the-letter activity. The letters are: Q, O, a solid black circle, O, Q, O, q, q, q, and Q.

Circle the picture that begins with the letter

Two illustrations: a queen wearing a crown and a cape, and a vet examining a dog. Below the queen is the word "queen" and below the vet is the word "vet".

Trace and color

An illustration of a child with their hand to their chin, appearing to be thinking. Below the child is the word "quiet" written in a dashed font for tracing.

Draw and write

A large box for drawing and writing practice. It contains three horizontal lines: a solid top line, a dashed middle line, and a solid bottom line.

Large outline versions of the letters Q and q for coloring or tracing.

ABC Hunt

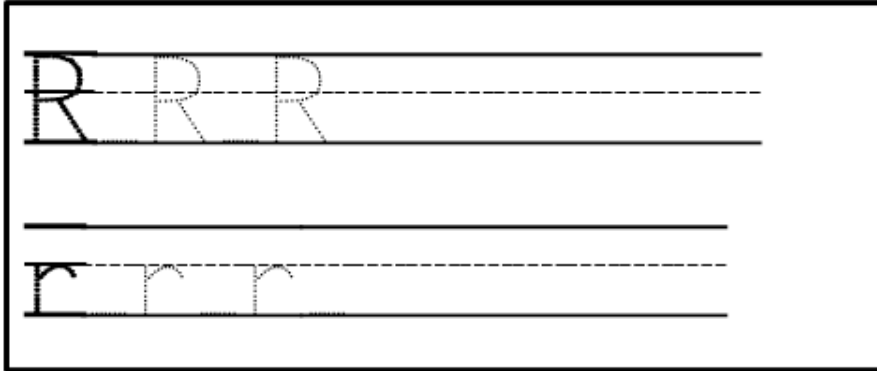
Name _____

ELA.K.C.1.1: Print many upper- and lowercase letters

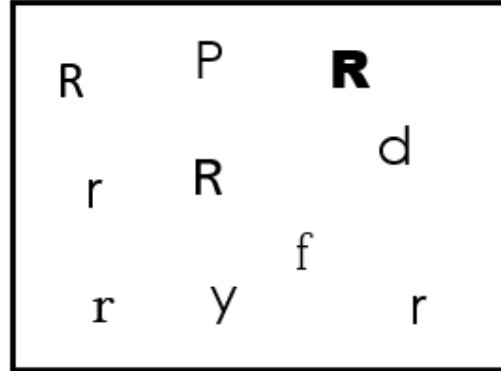
ELA.K.F.1.1: Demonstrate knowledge of the basic concepts of print

ELA.K.F.1.2: Demonstrate phonological awareness

Trace and write



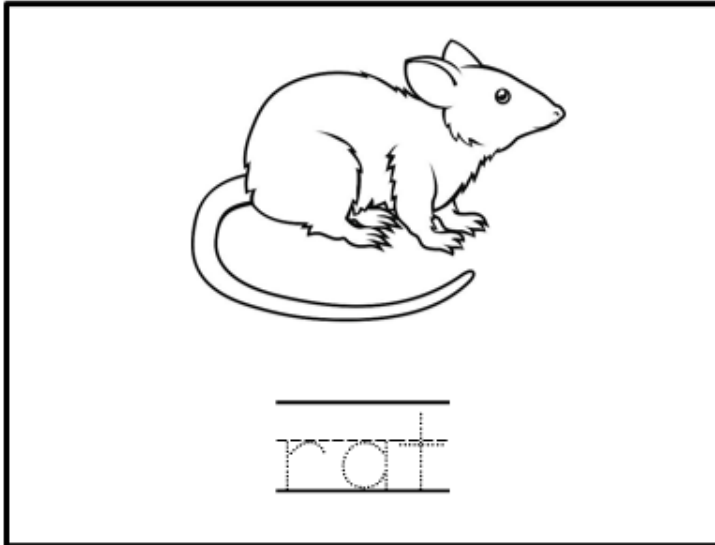
Circle the letter



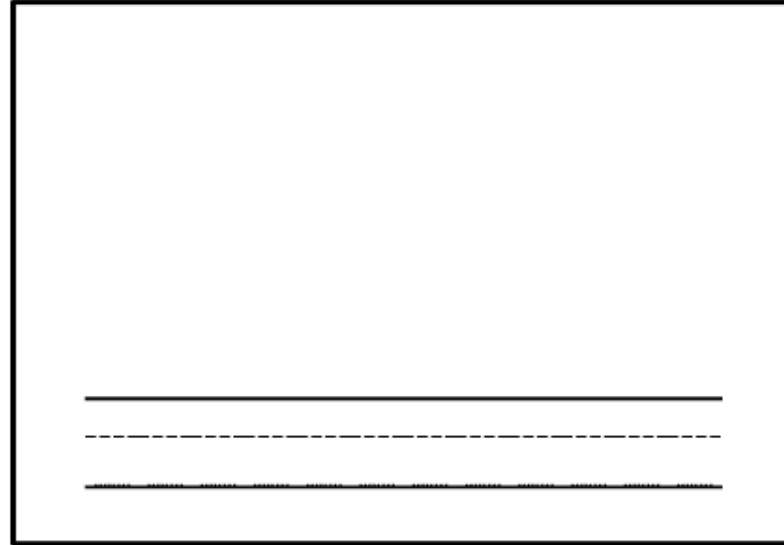
Circle the picture that begins with the letter



Trace and color



Draw and write



R r

ABC Hunt

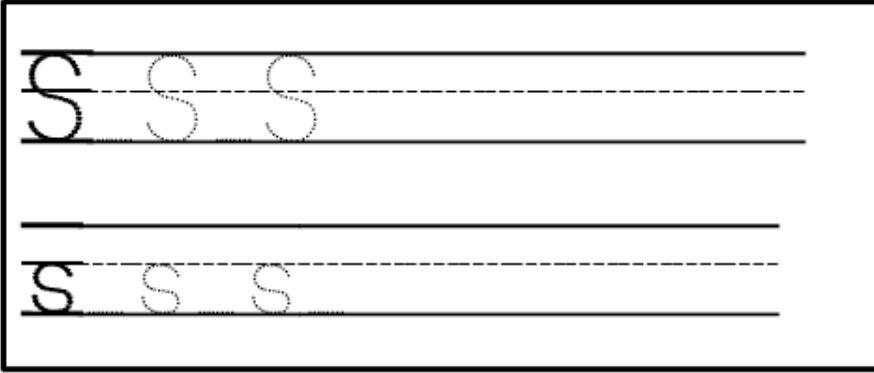
Name _____

ELA.K.C.1.1: Print many upper- and lowercase letters

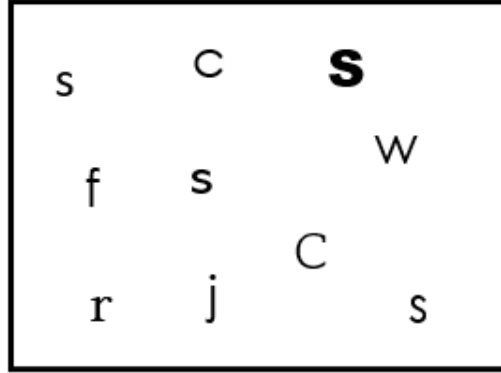
ELA.K.F.1.1: Demonstrate knowledge of the basic concepts of print

ELA.K.F.1.2: Demonstrate phonological awareness


Trace and write




Circle the letter



Circle the picture that begins with the letter




popcorn




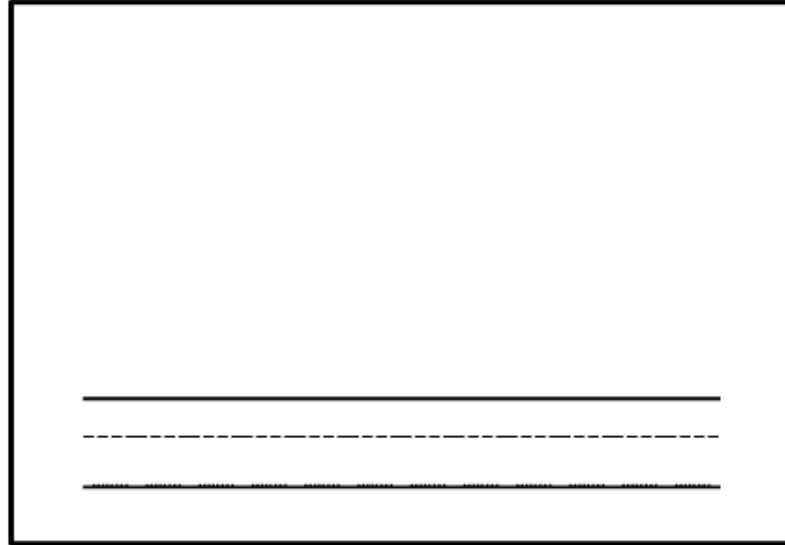
snake

Trace and color



star

Draw and write



ABC Hunt

Name _____

ELA.K.C.1.1: Print many upper- and lowercase letters

ELA.K.F.1.1: Demonstrate knowledge of the basic concepts of print

ELA.K.F.1.2: Demonstrate phonological awareness

Trace and write

Circle the letter

f c h

t T i

l j T t

Circle the picture that begins with the letter

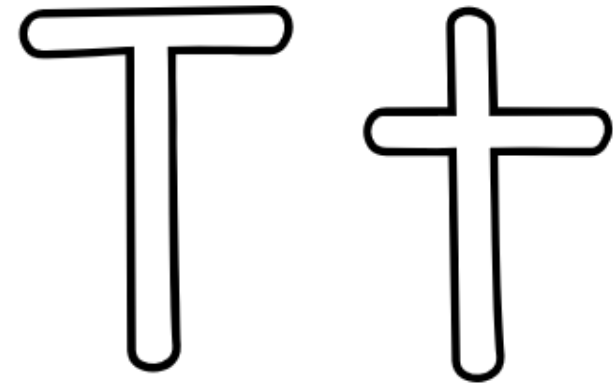
turtle

wet

Trace and color

tub

Draw and write



ABC Hunt

Name _____

ELA.K.C.1.1: Print many upper- and lowercase letters

ELA.K.F.1.1: Demonstrate knowledge of the basic concepts of print

ELA.K.F.1.2: Demonstrate phonological awareness

Trace and write

Tracing practice for uppercase 'U' and lowercase 'u' on handwriting lines. The first row shows a solid 'U' followed by two dashed 'U's. The second row shows a solid 'u' followed by two dashed 'u's.

Circle the letter

A letter hunt activity with the following letters scattered: u, U, u, n, U, i, c, m, U, j.

Circle the picture that begins with the letter


Two pictures are shown: a mug and a pair of underwear. Below the mug is the word 'mug' and below the underwear is the word 'underwear'.

Trace and color

A large outline of an upward-pointing arrow. Below the arrow are two horizontal lines and the word 'up' written in a dotted font for tracing.

Draw and write

A large empty box for drawing. Below the box are three horizontal handwriting lines (top, dashed middle, bottom) for writing the letter 'u'.



ABC Hunt

Name _____

ELA.K.C.1.1: Print many upper- and lowercase letters

ELA.K.F.1.1: Demonstrate knowledge of the basic concepts of print

ELA.K.F.1.2: Demonstrate phonological awareness

Trace and write

Tracing practice for uppercase V and lowercase v on handwriting lines. The first row shows a solid uppercase V, followed by two dashed uppercase Vs for tracing. The second row shows a solid lowercase v, followed by two dashed lowercase vs for tracing.

Circle the letter

Letter identification activity. A box contains the following letters: v, V, v, n, U, v, U, i, j. The task is to circle the letter 'v'.

Circle the picture that begins with the letter


Picture identification activity. On the left is a drawing of a jet airplane with the word 'jet' below it. On the right is a drawing of various vegetables (broccoli, carrot, tomato, etc.) with the word 'vegetables' below it. The task is to circle the picture that begins with the letter 'v'.

Trace and color

Illustration of a female veterinarian in a white coat examining a dog. Below the illustration is the word 'vet' in a dashed font for tracing.

Draw and write

Blank handwriting lines for drawing and writing. The box contains three horizontal lines: a solid top line, a dashed middle line, and a solid bottom line.



ABC Hunt

Name _____

ELA.K.C.1.1: Print many upper- and lowercase letters

ELA.K.F.1.1: Demonstrate knowledge of the basic concepts of print

ELA.K.F.1.2: Demonstrate phonological awareness

Trace and write

Circle the letter

Circle the picture that begins with the letter

Trace and color

Draw and write



ABC Hunt

Name _____

ELA.K.C.1.1: Print many upper- and lowercase letters

ELA.K.F.1.1: Demonstrate knowledge of the basic concepts of print

ELA.K.F.1.2: Demonstrate phonological awareness

Trace and write

Tracing practice for uppercase X and lowercase x on handwriting lines. The first row shows a solid uppercase X, followed by two dashed uppercase Xs. The second row shows a solid lowercase x, followed by two dashed lowercase xs.

Circle the letter

Letter identification activity. A box contains several lowercase letters: v, x, w, v, w, x, w, v, w. One uppercase X is also present. The uppercase X is bolded.

Circle the picture that begins with the letter


Picture choice activity. On the left is a drawing of a turtle. On the right is a drawing of a xylophone with two mallets. Below the turtle is the word "turtle" and below the xylophone is the word "xylophone".

Trace and color

X-ray illustration and tracing practice. A box contains a drawing of a hand skeleton. Below the drawing is the word "x-ray" written in a dashed font on handwriting lines.

Draw and write

Drawing and writing practice area. A box contains the word "Draw" at the top and three horizontal handwriting lines (top, dashed middle, bottom) for writing.



ABC Hunt

Name _____

ELA.K.C.1.1: Print many upper- and lowercase letters

ELA.K.F.1.1: Demonstrate knowledge of the basic concepts of print

ELA.K.F.1.2: Demonstrate phonological awareness

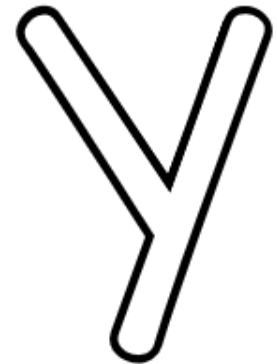
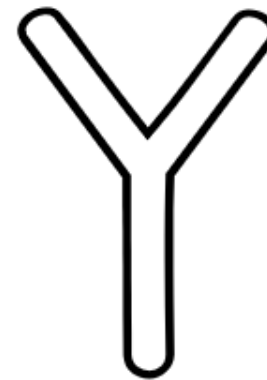
Trace and write

Circle the letter

Circle the picture that begins with the letter

Trace and color

Draw and write



ABC Hunt

Name _____

ELA.K.C.1.1: Print many upper- and lowercase letters

ELA.K.F.1.1: Demonstrate knowledge of the basic concepts of print

ELA.K.F.1.2: Demonstrate phonological awareness

Trace and write

Two sets of handwriting lines (top solid, middle dashed, bottom solid). The first set shows a dashed uppercase 'Z' for tracing. The second set shows a dashed lowercase 'z' for tracing.

Circle the letter

A rectangular box containing the following letters: z, x, z, z, y, Y, v, w, z.

Circle the picture that begins with the letter

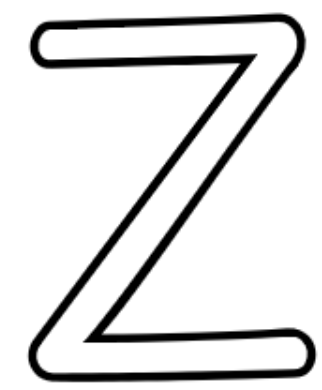
A rectangular box containing two illustrations. On the left is a zipper with the label 'zipper' below it. On the right is a cartoon snake with the label 'snake' below it.

Trace and color

A line drawing of a zebra. Below the zebra, the word 'zebra' is written in a dashed font on handwriting lines for tracing.

Draw and write

A large empty rectangular box with handwriting lines (top solid, middle dashed, bottom solid) at the bottom, intended for drawing and writing.



A B C D E F G

H I J K L M N

Level 2

O P Q R S T U

V W X Y Z ? !

ABC Hunt

Name _____

ELA.K.C.1.1: Print many upper- and lowercase letters

ELA.K.F.1.1: Demonstrate knowledge of the basic concepts of print

ELA.K.F.1.2: Demonstrate phonological awareness

Trace and write

Tracing and writing practice for the letter 'A'. The box contains two sets of handwriting lines (top, dashed middle, bottom). The first set has a large uppercase 'A' on the top line for tracing. The second set has a lowercase 'a' on the middle dashed line for tracing.

Circle the words

A word recognition activity. The words 'All', 'of', 'And', 'egg', 'Van', 'also', 'awe', and 'Not' are arranged in a grid. The words 'And' and 'also' are bolded.

Circle the picture that begins with the letter

A picture identification activity. On the left is a drawing of an alligator with the word 'alligator' written below it. On the right is a drawing of a fish with the word 'fish' written below it.

Draw and write

A drawing and writing box. It is a large empty square with handwriting lines at the bottom for writing.

Draw and write

A drawing and writing box. It is a large empty square with handwriting lines at the bottom for writing.

Is your letter a:

A classification activity. The words 'Consonant', 'Or', and 'Vowel' are listed vertically in a box.

A a

Stamp your letter

A stamping box. It is a large empty rectangle intended for stamping the letter 'A' or 'a'.

ABC Hunt

Name _____

ELA.K.C.1.1: Print many upper- and lowercase letters

ELA.K.F.1.1: Demonstrate knowledge of the basic concepts of print

ELA.K.F.1.2: Demonstrate phonological awareness

Trace and write

Tracing and writing practice for uppercase B and lowercase b. The first row shows a large uppercase 'B' on a set of three horizontal lines (top, middle-dashed, bottom). The second row shows a large lowercase 'b' on the same set of lines. Below each row are two blank sets of lines for independent practice.

Circle the words

Word recognition activity. A box contains the following words: But, do, Big, Put, Be, run, ball, bop, in. The words 'Big' and 'ball' are printed in a larger, bold font.

Circle the picture that begins with the letter

Picture identification activity. A box contains two illustrations: a dog on the left and a bear on the right. Below the dog is the word 'dog' and below the bear is the word 'bear'.

Draw and write


Blank drawing area for the letter B. Below the drawing area are three horizontal lines (top, middle-dashed, bottom) for writing.

Draw and write

Blank drawing area for the letter b. Below the drawing area are three horizontal lines (top, middle-dashed, bottom) for writing.

Is your letter a:

Classification activity. A box contains the text: Consonant, Or, Vowel.



Stamp your letter

Blank rectangular area for stamping the letter B or b.

ABC Hunt

Name _____

ELA.K.C.1.1: Print many upper- and lowercase letters

ELA.K.F.1.1: Demonstrate knowledge of the basic concepts of print

ELA.K.F.1.2: Demonstrate phonological awareness

Trace and write

Tracing and writing practice for the letter C. The box contains two sets of handwriting lines (top, dashed middle, bottom). The first set has a large uppercase 'C' on the top line. The second set has a large lowercase 'c' on the bottom line.

Circle the words

A word search box containing the words: Can, up, cup, for, to, Cot, out, car. The word 'cup' is bolded.

Circle the picture that begins with the letter

A picture choice box. On the left is a line drawing of a cup with a flower on it. Below it is the word 'cup'. On the right is a line drawing of a zebra. Below it is the word 'zebra'.

Draw and write

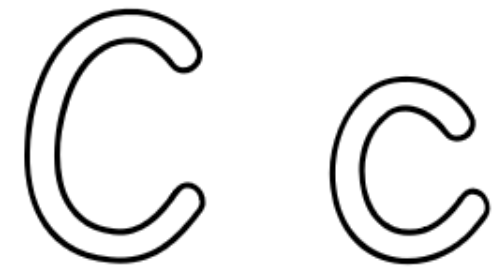
A large empty box for drawing and writing. At the bottom, there are three horizontal lines for writing: a solid top line, a dashed middle line, and a solid bottom line.

Draw and write

A large empty box for drawing and writing. At the bottom, there are three horizontal lines for writing: a solid top line, a dashed middle line, and a solid bottom line.

Is your letter a:

A vertical box with the text: **Consonant**, **Or**, **Vowel**.



Stamp your letter

An empty rectangular box for stamping the letter.

ABC Hunt


Name _____

ELA.K.C.1.1: Print many upper- and lowercase letters

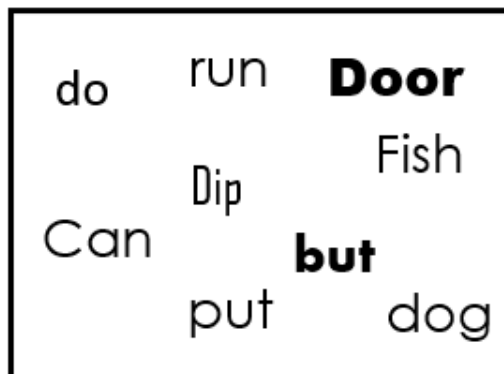
ELA.K.F.1.1: Demonstrate knowledge of the basic concepts of print

ELA.K.F.1.2: Demonstrate phonological awareness


Trace and write



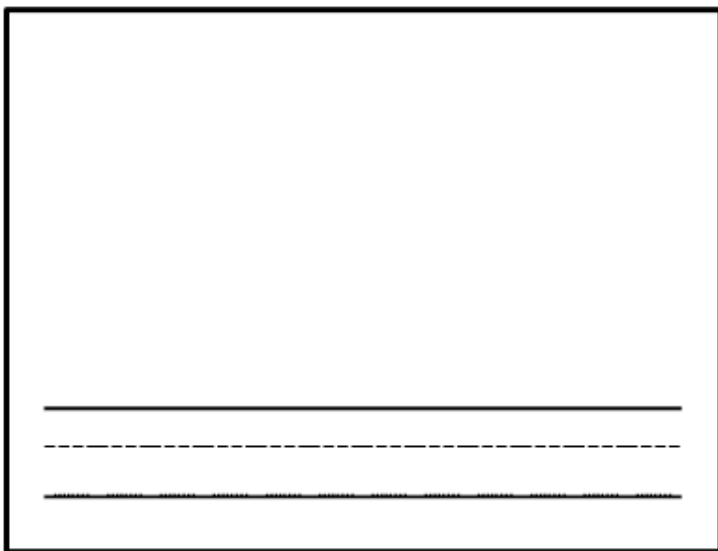
Circle the words



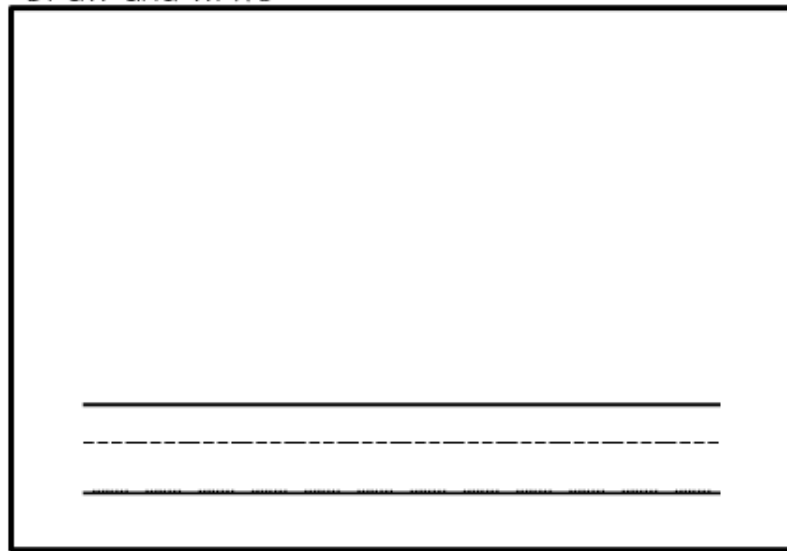
Circle the picture that begins with the letter



Draw and write



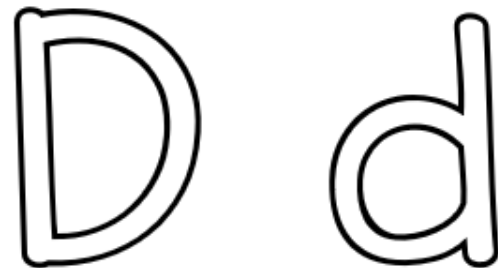
Draw and write



Is your letter a:

Consonant

Or

Vowel

Stamp your letter



ABC Hunt

Name _____

ELA.K.C.1.1: Print many upper- and lowercase letters

ELA.K.F.1.1: Demonstrate knowledge of the basic concepts of print

ELA.K.F.1.2: Demonstrate phonological awareness

Trace and write

Tracing and writing practice for the letter E. The box contains two sets of handwriting lines (top, dashed middle, bottom). The first set has a large uppercase 'E' on the top line for tracing. The second set has a lowercase 'e' on the bottom line for tracing.

Circle the words

Word recognition activity. The box contains the following words: at, rat, **Jet**, Fix, Top, egg, **Exit**, Enter, on, egg. The words 'Jet', 'Exit', and the second 'egg' are bolded.

Circle the picture that begins with the letter

Picture identification activity. The box contains two illustrations: a yo-yo and an elephant. Below the yo-yo is the text 'yo-yo' and below the elephant is the text 'elephant'.

Draw and write

Blank drawing area for the letter E. Below the drawing area are three horizontal handwriting lines (top, dashed middle, bottom).

Draw and write

Blank drawing area for the letter E. Below the drawing area are three horizontal handwriting lines (top, dashed middle, bottom).

Is your letter a:

Classification activity. The box contains the text: **Consonant**, Or, **Vowel**.

E e

Stamp your letter

Blank rectangular area for stamping the letter E or e.

ABC Hunt

Name _____

ELA.K.C.1.1: Print many upper- and lowercase letters

ELA.K.F.1.1: Demonstrate knowledge of the basic concepts of print

ELA.K.F.1.2: Demonstrate phonological awareness

Trace and write

Tracing and writing practice for the letter F. The top section shows a large uppercase 'F' on a three-line grid (top, dashed middle, bottom). The bottom section shows a large lowercase 'f' on a similar three-line grid.

Circle the words

Word recognition activity. The words are arranged in a grid:

top	run	Fun
To	fit	Fat
food	Eat	
	Hot	frog

Circle the picture that begins with the letter

Picture identification activity. On the left is a drawing of a fish with the word **fish** below it. On the right is a drawing of a smiling star with the word **star** below it.

Draw and write

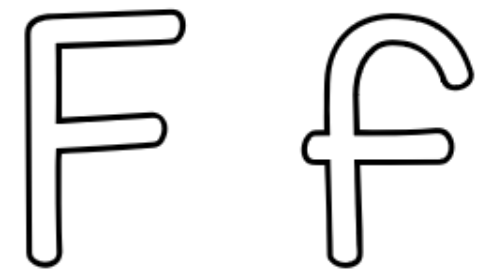
A large empty box for drawing, with a three-line grid (top, dashed middle, bottom) at the bottom for writing.

Draw and write

A large empty box for drawing, with a three-line grid (top, dashed middle, bottom) at the bottom for writing.

Is your letter a:

Classification activity. The text reads: **Consonant**
Or
Vowel



Stamp your letter

An empty rectangular box for stamping the letter.

ABC Hunt

Name _____

ELA.K.C.1.1: Print many upper- and lowercase letters

ELA.K.F.1.1: Demonstrate knowledge of the basic concepts of print

ELA.K.F.1.2: Demonstrate phonological awareness

Trace and write

Tracing and writing practice for the letter G. The box contains two sets of handwriting lines (top, middle dashed, bottom). The first set has a large uppercase 'G' on the top line. The second set has a lowercase 'g' on the middle dashed line.

Circle the words

Word recognition activity. The box contains the following words: Get, Out, Got, up, goat, Egg, gut, quit. The words 'Got', 'Egg', and 'quit' are bolded.

Circle the picture that begins with the letter

Picture identification activity. The box contains two illustrations: a cat and a gate. Below the cat is the word 'cat' and below the gate is the word 'gate'.

Draw and write

Blank drawing area for the letter G, with handwriting lines at the bottom.

Draw and write

Blank drawing area for the letter G, with handwriting lines at the bottom.

Is your letter a:

Consonant

Or

Vowel

Large outline of uppercase 'G' and lowercase 'g' for stamping.

Stamp your letter

Blank box for stamping the letter G or g.

ABC Hunt


Name _____

ELA.K.C.1.1: Print many upper- and lowercase letters

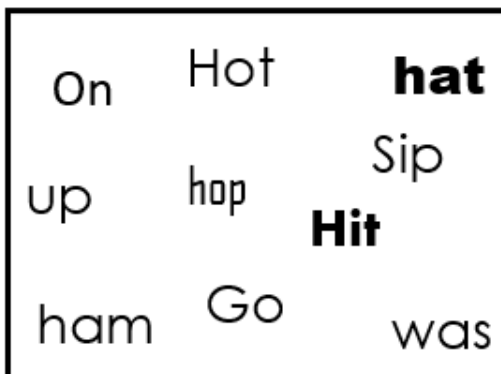
ELA.K.F.1.1: Demonstrate knowledge of the basic concepts of print

ELA.K.F.1.2: Demonstrate phonological awareness


Trace and write



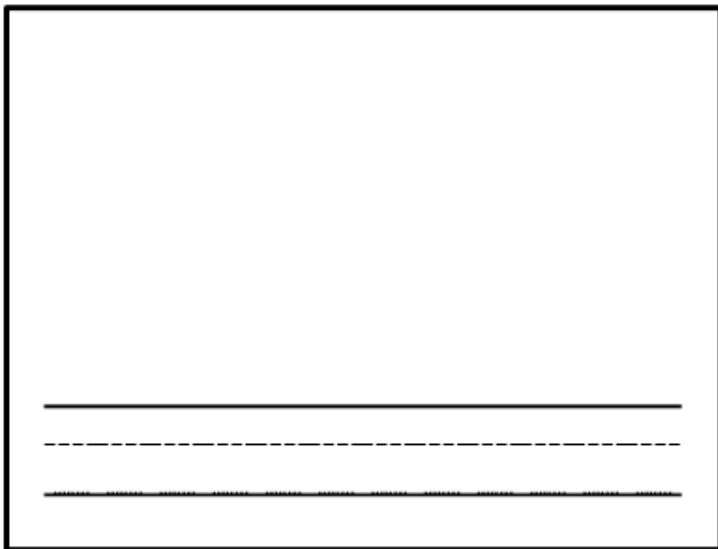
Circle the words



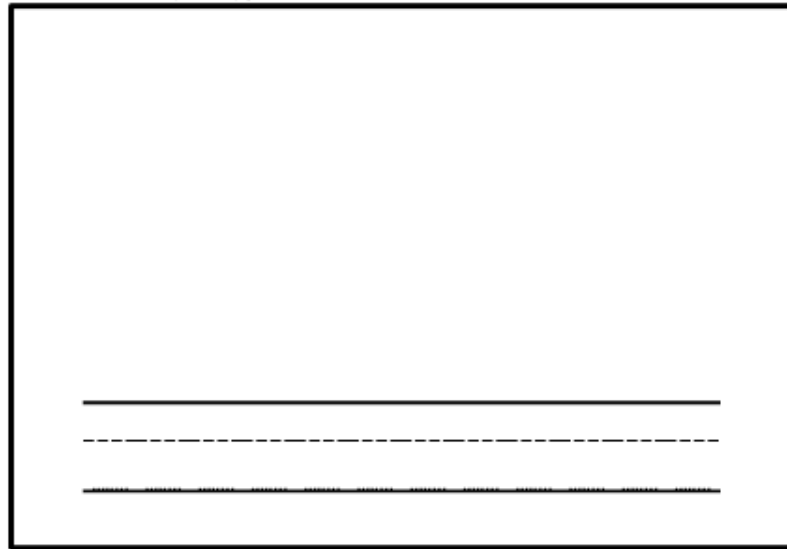
Circle the picture that begins with the letter



Draw and write



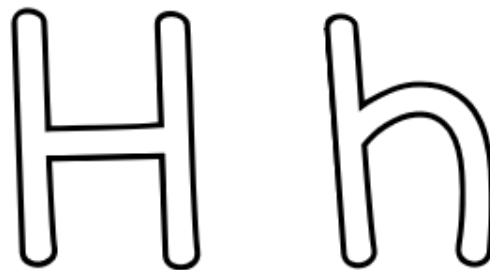
Draw and write



Is your letter a:

Consonant

Or

Vowel

Stamp your letter



ABC Hunt

Name _____

ELA.K.C.1.1: Print many upper- and lowercase letters

ELA.K.F.1.1: Demonstrate knowledge of the basic concepts of print

ELA.K.F.1.2: Demonstrate phonological awareness

Trace and write

A handwriting practice box with three sets of horizontal lines (top, dashed middle, bottom). The first set shows a large uppercase letter 'I' with a vertical line through its center. The second set shows a large lowercase letter 'i' with a vertical line through its center and a small dot above it.

Circle the words

kit in **Lot**
 up I sip
 Ice It is

Circle the picture that begins with the letter

net igloo

Draw and write

A large empty rectangular box for drawing. At the bottom, there are three horizontal lines: a solid top line, a dashed middle line, and a solid bottom line.

Draw and write

A large empty rectangular box for drawing. At the bottom, there are three horizontal lines: a solid top line, a dashed middle line, and a solid bottom line.

Is your letter a:

Consonant
 Or
Vowel

Stamp your letter

ABC Hunt


Name _____

ELA.K.C.1.1: Print many upper- and lowercase letters

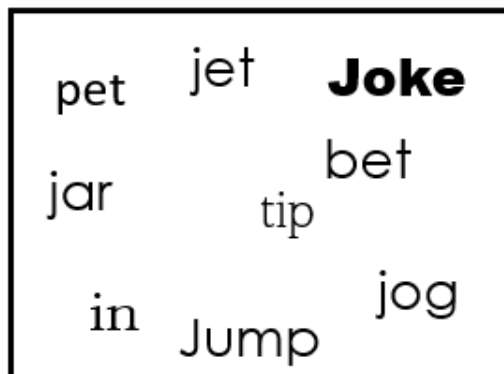
ELA.K.F.1.1: Demonstrate knowledge of the basic concepts of print

ELA.K.F.1.2: Demonstrate phonological awareness


Trace and write



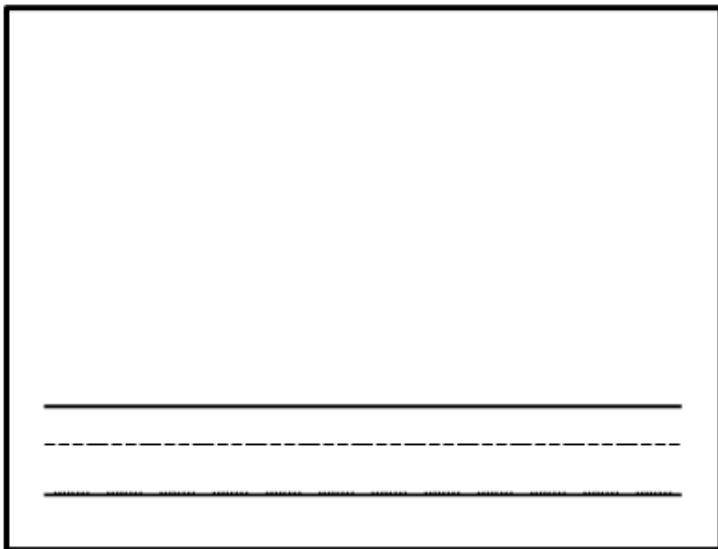
Circle the words



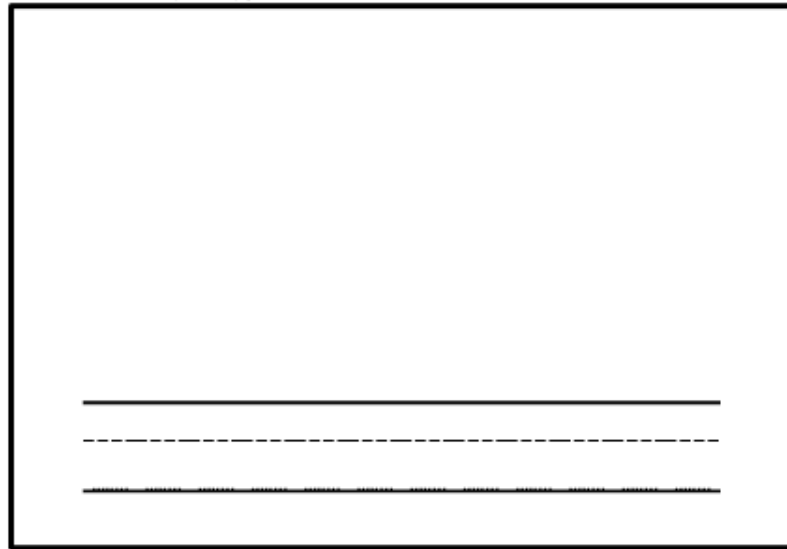
Circle the picture that begins with the letter



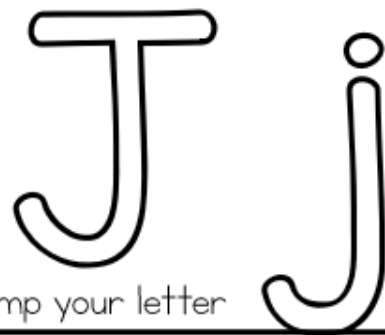
Draw and write



Draw and write



Is your letter a:

Consonant**Or****Vowel**

Stamp your letter



ABC Hunt


Name _____

ELA.K.C.1.1: Print many upper- and lowercase letters

ELA.K.F.1.1: Demonstrate knowledge of the basic concepts of print

ELA.K.F.1.2: Demonstrate phonological awareness

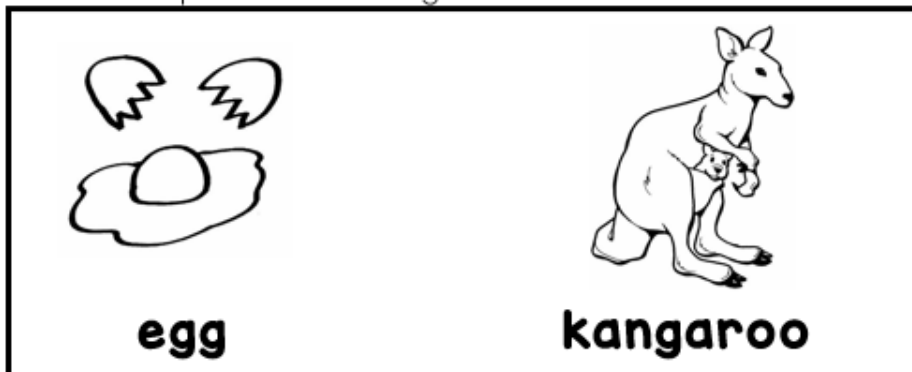
Trace and write



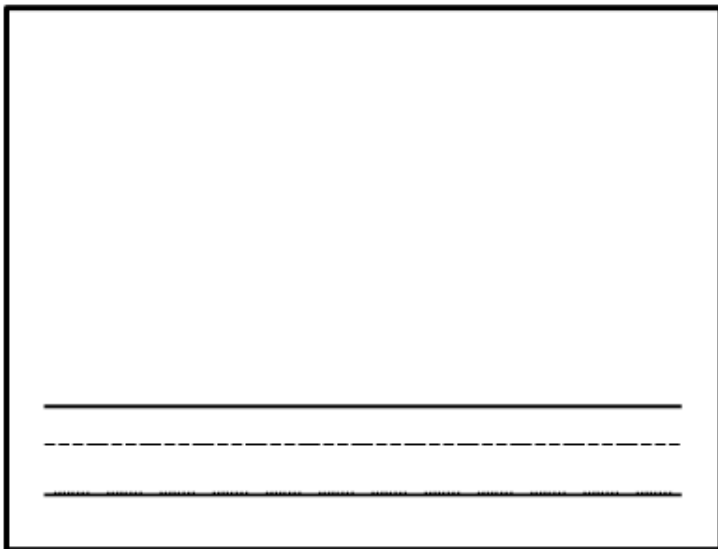
Circle the words



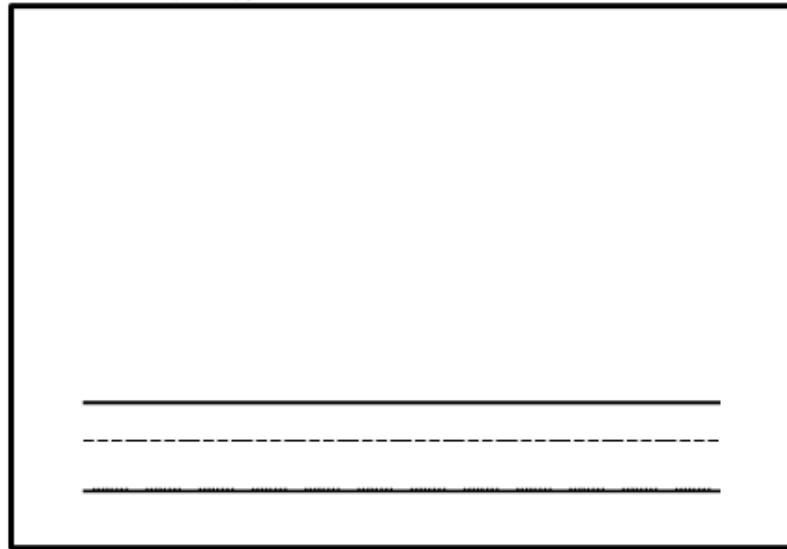
Circle the picture that begins with the letter



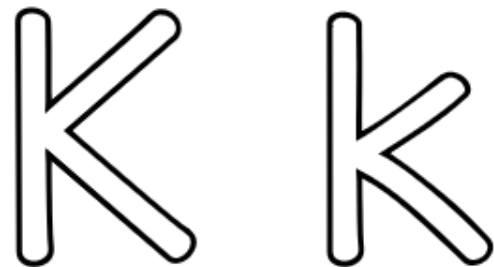
Draw and write



Draw and write



Is your letter a:

Consonant**Or****Vowel**

Stamp your letter



ABC Hunt

Name _____

ELA.K.C.1.1: Print many upper- and lowercase letters

ELA.K.F.1.1: Demonstrate knowledge of the basic concepts of print

ELA.K.F.1.2: Demonstrate phonological awareness

Trace and write

Tracing guide for uppercase letter L and lowercase letter l on handwriting lines.

Circle the words

like of **love**
can you
it lot Look

Circle the picture that begins with the letter

lemon goat

Draw and write

Large empty box for drawing and writing the letter L.

Draw and write

Large empty box for drawing and writing the letter l.

Is your letter a:

Consonant
Or
Vowel

Stamp your letter

ABC Hunt

Name _____

ELA.K.C.1.1: Print many upper- and lowercase letters

ELA.K.F.1.1: Demonstrate knowledge of the basic concepts of print

ELA.K.F.1.2: Demonstrate phonological awareness

Trace and write

Tracing and writing practice for the letter M. The box contains two sets of handwriting lines (top, dashed middle, bottom). The first set has a large uppercase 'M' on the top line. The second set has a lowercase 'm' on the middle dashed line.

Circle the words

A word search box containing the following words: Mop, mom, put, man, Map, Now, net, Tub, my. The word 'put' is bolded.

Circle the picture that begins with the letter

Two illustrations are shown: a mop on the left and a bowl of oats on the right. Below the mop is the word 'mop' and below the bowl is the word 'oats'. Both words are bolded.

Draw and write

A large empty box for drawing and writing. At the bottom, there are three horizontal lines for writing: a solid top line, a dashed middle line, and a solid bottom line.

Draw and write

A large empty box for drawing and writing. At the bottom, there are three horizontal lines for writing: a solid top line, a dashed middle line, and a solid bottom line.

Is your letter a:

A box for classification with the text: **Consonant**, **Or**, **Vowel**.

Mm

Stamp your letter

An empty rectangular box for stamping the letter.

ABC Hunt

Name _____

ELA.K.C.1.1: Print many upper- and lowercase letters

ELA.K.F.1.1: Demonstrate knowledge of the basic concepts of print

ELA.K.F.1.2: Demonstrate phonological awareness

Trace and write

Tracing practice for uppercase N and lowercase n on handwriting lines. The uppercase N is shown on the top line, and the lowercase n is shown on the bottom line. Below each letter are blank lines for independent writing.

Circle the words

Mom see
 Now Not
 we **the** nine no

Circle the picture that begins with the letter

Illustrations of a nose and a pen. The word "nose" is written below the nose illustration, and the word "pen" is written below the pen illustration.

Draw and write

Blank space for drawing and writing the letter N. Below the drawing area are handwriting lines for writing the letter.

Draw and write

Blank space for drawing and writing the letter n. Below the drawing area are handwriting lines for writing the letter.

Is your letter a:

Consonant
 Or
Vowel



Stamp your letter

Blank space for stamping the letter.

ABC Hunt

Name _____

ELA.K.C.1.1: Print many upper- and lowercase letters

ELA.K.F.1.1: Demonstrate knowledge of the basic concepts of print

ELA.K.F.1.2: Demonstrate phonological awareness

Trace and write

Tracing and writing practice for the letter 'O'. The box contains two sets of handwriting lines (top, middle dashed, bottom). The first set has a large uppercase 'O' on the top line. The second set has a large lowercase 'o' on the middle dashed line.

Circle the words

A box containing several words for a word search activity: On, at, **Out**, we, the, like, one, open. The word 'Out' is bolded.

Circle the picture that begins with the letter

Two illustrations for a picture identification activity. On the left is a kite with the word 'kite' written below it. On the right is a cartoon octopus with the word 'octopus' written below it.

Draw and write

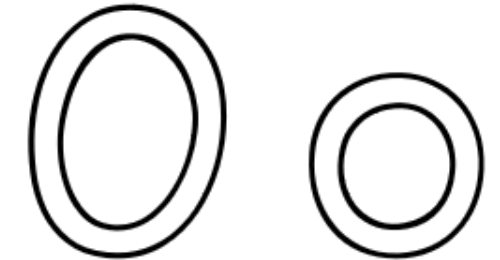
A large empty box for drawing and writing. At the bottom, there are three horizontal lines for writing: a top solid line, a middle dashed line, and a bottom solid line.

Draw and write

A large empty box for drawing and writing. At the bottom, there are three horizontal lines for writing: a top solid line, a middle dashed line, and a bottom solid line.

Is your letter a:

A box for a classification activity. It contains the text: **Consonant**, **Or**, **Vowel**.



Stamp your letter

An empty rectangular box for stamping the letter 'O'.

ABC Hunt

Name _____

ELA.K.C.1.1: Print many upper- and lowercase letters

ELA.K.F.1.1: Demonstrate knowledge of the basic concepts of print

ELA.K.F.1.2: Demonstrate phonological awareness

Trace and write

Uppercase P tracing guide: A large uppercase 'P' is shown on a set of three horizontal lines (top, middle dashed, bottom). Below it, a smaller lowercase 'p' is shown on a similar set of lines.

Circle the word

Put see **she**

 Pot Pie

but like

 quit pop

Circle the picture that begins with the letter

quiet popcorn

Draw and write

A large empty rectangular box with a solid border. At the bottom, there are three horizontal lines for writing: a solid top line, a dashed middle line, and a solid bottom line.

Draw and write

A large empty rectangular box with a solid border. At the bottom, there are three horizontal lines for writing: a solid top line, a dashed middle line, and a solid bottom line.

Is your letter a:

Consonant

Or

Vowel

Stamp your letter

A large empty rectangular box with a solid border, intended for stamping the letter 'P' or 'p'.

ABC Hunt

Name _____

ELA.K.C.1.1: Print many upper- and lowercase letters

ELA.K.F.1.1: Demonstrate knowledge of the basic concepts of print

ELA.K.F.1.2: Demonstrate phonological awareness

Trace and write

Q

q

Circle the word

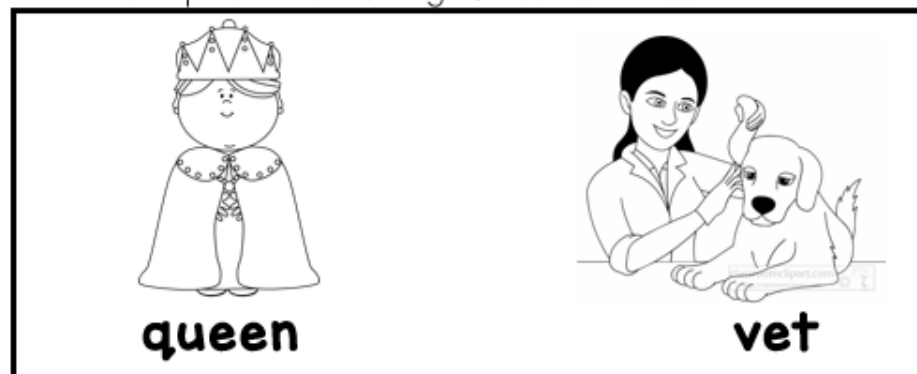
Quit can

 Out

 On quiet

Queen the

Circle the picture that begins with the letter



Draw and write

Draw and write

Is your letter a:

Consonant

Or

Vowel

Stamp your letter

ABC Hunt

Name _____

ELA.K.C.1.1: Print many upper- and lowercase letters

ELA.K.F.1.1: Demonstrate knowledge of the basic concepts of print

ELA.K.F.1.2: Demonstrate phonological awareness

Trace and write

Tracing practice for uppercase R and lowercase r on handwriting lines. The uppercase R is shown on the top line, and the lowercase r is shown on the middle dashed line.

Circle the words

Run **Rip**
 he you do
 rut for rat

Circle the picture that begins with the letter

robot up

Draw and write

A large empty box for drawing and writing, with handwriting lines at the bottom.

Draw and write

A large empty box for drawing and writing, with handwriting lines at the bottom.

Is your letter a:

Consonant
 Or
Vowel



Stamp your letter

ABC Hunt

Name _____

ELA.K.C.1.1: Print many upper- and lowercase letters

ELA.K.F.1.1: Demonstrate knowledge of the basic concepts of print

ELA.K.F.1.2: Demonstrate phonological awareness

Trace and write

Tracing and writing practice for the letter S. The first row shows a large uppercase 'S' on a three-line grid (top, middle dashed, bottom). The second row shows a smaller uppercase 'S' on a similar three-line grid.

Circle the words

Word recognition activity. The words are arranged in three rows:

Row 1: sip like **See**

Row 2: the sat we

Row 3: rot can so

Circle the picture that begins with the letter

Picture identification activity. On the left is a drawing of a popcorn bucket. Below it is the word "popcorn". On the right is a drawing of a snake. Below it is the word "snake".

Draw and write

Blank drawing area for the letter S. Below the drawing area are three horizontal lines for writing: a solid top line, a dashed middle line, and a solid bottom line.

Draw and write

Blank drawing area for the letter S. Below the drawing area are three horizontal lines for writing: a solid top line, a dashed middle line, and a solid bottom line.

Is your letter a:

Classification activity. The text reads:

Consonant

Or

Vowel



Stamp your letter

Blank rectangular box for stamping the letter S or s.

ABC Hunt

Name _____

ELA.K.C.1.1: Print many upper- and lowercase letters

ELA.K.F.1.1: Demonstrate knowledge of the basic concepts of print

ELA.K.F.1.2: Demonstrate phonological awareness

Trace and write

Tracing practice for uppercase T and lowercase t on handwriting lines. Each letter is shown once with a dashed outline for tracing and once as a solid line for writing.

Circle the words

Two can **the**
 like To it
 too me tap

Circle the picture that begins with the letter

Two illustrations: a turtle and a person in a raincoat. Below the turtle is the word **turtle** and below the person is the word **wet**.

Draw and write


A large blank box for drawing the letter T. Below the box are handwriting lines for writing the letter.

Draw and write

A large blank box for drawing the letter t. Below the box are handwriting lines for writing the letter.

Is your letter a:

Consonant
 Or
Vowel



Stamp your letter

A blank box for stamping the letter.

ABC Hunt

Name _____

ELA.K.C.1.1: Print many upper- and lowercase letters

ELA.K.F.1.1: Demonstrate knowledge of the basic concepts of print

ELA.K.F.1.2: Demonstrate phonological awareness

Trace and write

A handwriting practice box with two sets of three horizontal lines (top, middle dashed, bottom). The first set shows an uppercase 'V' on the top line, touching the middle dashed line, and ending at the bottom line. The second set shows a lowercase 'v' starting at the middle dashed line, touching the top line, and ending at the bottom line.

Circle the words

vet **Very**
 ran Up is
 see Visit the

Circle the picture that begins with the letter

jet **vegetables**

Draw and write

A large empty rectangular box with three horizontal lines (top, middle dashed, bottom) at the bottom for writing.

Draw and write

A large empty rectangular box with three horizontal lines (top, middle dashed, bottom) at the bottom for writing.

Is your letter a:

Consonant
 Or
Vowel



Stamp your letter

An empty rectangular box intended for stamping the letter 'V'.

ABC Hunt

Name _____

ELA.K.C.1.1: Print many upper- and lowercase letters

ELA.K.F.1.1: Demonstrate knowledge of the basic concepts of print

ELA.K.F.1.2: Demonstrate phonological awareness

Trace and write

Tracing guide for uppercase W and lowercase w on handwriting lines.

Circle the words

why who

 When me

you My we

were

Circle the picture that begins with the letter

rat window

Draw and write

Large empty box for drawing and writing.

Draw and write

Large empty box for drawing and writing.

Is your letter a:

Consonant

Or

Vowel



Stamp your letter

ABC Hunt

Name _____

ELA.K.C.1.1: Print many upper- and lowercase letters

ELA.K.F.1.1: Demonstrate knowledge of the basic concepts of print

ELA.K.F.1.2: Demonstrate phonological awareness

Trace and write

Tracing practice for the letter X. The first row shows an uppercase 'X' on a set of three horizontal lines (top, middle-dashed, bottom). The second row shows a lowercase 'x' on the same set of lines. Below these are two more blank sets of lines for independent practice.

Circle the words

Word recognition activity. The words 'at', 'xray', 'can', 'was', 'it', 'my', 'the', 'he', 'she', and 'like' are arranged in three rows. The word 'can' is bolded.

Circle the picture that begins with the letter

Picture identification activity. On the left is a line drawing of a turtle. On the right is a line drawing of a xylophone with two mallets. Below the turtle is the word 'turtle' and below the xylophone is the word 'xylophone'.

Draw and write

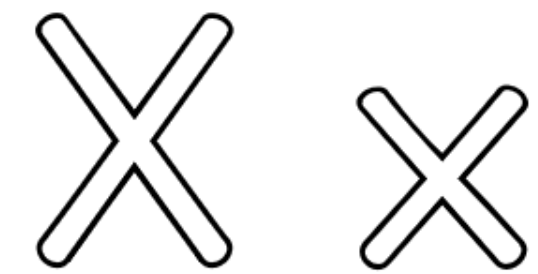
A large empty box for drawing. Below the box are three horizontal lines (top, middle-dashed, bottom) for writing.

Draw and write

A large empty box for drawing. Below the box are three horizontal lines (top, middle-dashed, bottom) for writing.

Is your letter a:

A vertical box containing the text 'Consonant', 'Or', and 'Vowel' in bold letters, arranged vertically.



Stamp your letter

An empty rectangular box for stamping the letter 'X'.

ABC Hunt

Name _____

ELA.K.C.1.1: Print many upper- and lowercase letters

ELA.K.F.1.1: Demonstrate knowledge of the basic concepts of print

ELA.K.F.1.2: Demonstrate phonological awareness

Trace and write

Tracing and writing practice for the letter Y. The first row shows a large uppercase 'Y' on a three-line grid (top, dashed middle, bottom). The second row shows a smaller lowercase 'y' on the same grid. Below these are two more empty three-line grids for independent practice.

Circle the words

A box containing several words for a word recognition activity. The words are: you, at, **Yet**, like, was, Yoyo, yes, wow, it. The word 'Yet' is bolded.

Circle the picture that begins with the letter

A box containing two illustrations. On the left is a woven basket with a lid, labeled 'top'. On the right is a yak, labeled 'yak'. The labels are in bold lowercase letters.

Draw and write

A large empty box for drawing and writing. At the bottom, there are three horizontal lines: a solid top line, a dashed middle line, and a solid bottom line.

Draw and write

A large empty box for drawing and writing. At the bottom, there are three horizontal lines: a solid top line, a dashed middle line, and a solid bottom line.

Is your letter a:

A box for a classification activity. It contains the text: **Consonant**, **Or**, **Vowel**.

Two large outline versions of the letter 'Y' for stamping. Below them is the text: Stamp your letter.

An empty rectangular box for stamping the letter 'Y'.

ABC Hunt

Name _____

ELA.K.C.1.1: Print many upper- and lowercase letters

ELA.K.F.1.1: Demonstrate knowledge of the basic concepts of print

ELA.K.F.1.2: Demonstrate phonological awareness

Trace and write

Tracing practice for uppercase Z and lowercase z on handwriting lines. The uppercase Z is shown on the top line, and the lowercase z is shown between the middle dashed line and the bottom line.

Circle the words

zag why **zip**

you get

 Yes

zig not

Circle the picture that begins with the letter

zipper

snake

Draw and write

Blank drawing area for uppercase Z. Below the drawing area are handwriting lines for writing the letter.

Draw and write

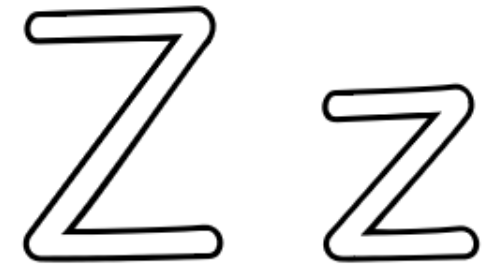
Blank drawing area for lowercase z. Below the drawing area are handwriting lines for writing the letter.

Is your letter a:

Consonant

Or

Vowel



Stamp your letter

A B C D E F G

H I J K L M N

Level 3

O P Q R S T U

V W X Y Z ? !

ABC Hunt

Name _____

ELA.K.C.1.1: Print many upper- and lowercase letters

ELA.K.F.1.1: Demonstrate knowledge of the basic concepts of print

ELA.K.F.1.2: Demonstrate phonological awareness


Trace and write

A

a

Read and write the sentence.

I can see all the acorns.



Draw and write

Draw and write

Circle the words

egg **And**

All of

Van **also**

awe Not

Stamp your letter

Is your letter a:

Consonant

Or

Vowel

ABC Hunt

Name _____

ELA.K.C.1.1: Print many upper- and lowercase letters

ELA.K.F.1.1: Demonstrate knowledge of the basic concepts of print

ELA.K.F.1.2: Demonstrate phonological awareness


Trace and write

B

b

Read and write the sentence.

I like the bouncy ball.



Draw and write

Draw and write

Circle the words

But do

Put Be

Big ball

run in

bop

Stamp your letter

Is your letter a:

Consonant

Or

Vowel

ABC Hunt

Name _____

ELA.K.C.1.1: Print many upper- and lowercase letters

ELA.K.F.1.1: Demonstrate knowledge of the basic concepts of print

ELA.K.F.1.2: Demonstrate phonological awareness


Trace and write

C

C

Read and write the sentence.

I can count the cars.



Draw and write

Draw and write

Circle the words

up Can

cup to

for **out**

Cot car

Stamp your letter

Is your letter a:

Consonant

Or

Vowel

ABC Hunt

Name _____

ELA.K.C.1.1: Print many upper- and lowercase letters

ELA.K.F.1.1: Demonstrate knowledge of the basic concepts of print

ELA.K.F.1.2: Demonstrate phonological awareness

Trace and write

Tracing practice for uppercase 'D' and lowercase 'd' on handwriting lines.


D

d

Read and write the sentence.

Reading and writing practice for the sentence "I do like donuts." with a donut illustration.

I do like donuts.



Draw and write

Blank space for drawing and writing practice.

Draw and write

Blank space for drawing and writing practice.

Circle the words

Word recognition activity with words: Fish, run, do, Dip, Can, put, **Door**, dog, **but**.

Stamp your letter

Stamping activity for the letter 'd'.

Is your letter a:

Consonant

Or

Vowel

ABC Hunt

Name _____

ELA.K.C.1.1: Print many upper- and lowercase letters

ELA.K.F.1.1: Demonstrate knowledge of the basic concepts of print

ELA.K.F.1.2: Demonstrate phonological awareness

Trace and write

Tracing practice for uppercase 'E' and lowercase 'e' on a three-line grid.


E

e

Read and write the sentence.

Reading and writing practice for the sentence "Do you like eggs?"

Do you like eggs?



Draw and write

Blank space for drawing and writing.

Draw and write

Blank space for drawing and writing.

Circle the words

Word recognition activity with words: on, rat, at, Jet, egg, Enter, Top, Exit, Fix.

on rat

at

Jet egg

Enter Top

Exit

Fix

Stamp your letter

Stamping activity for the letter 'e'.

Is your letter a:

Consonant

Or

Vowel

ABC Hunt

Name _____

ELA.K.C.1.1: Print many upper- and lowercase letters

ELA.K.F.1.1: Demonstrate knowledge of the basic concepts of print

ELA.K.F.1.2: Demonstrate phonological awareness

Trace and write


Tracing practice for uppercase 'F' and lowercase 'f' on handwriting lines.

F

f

Read and write the sentence.

Can a fish fly?



Blank handwriting lines for writing the sentence.

Draw and write

Blank space for drawing and writing.

Draw and write

Blank space for drawing and writing.

Circle the words

food run

To fit

Fat Hot

Fun frog

Eat

Stamp your letter

Blank space for stamping a letter.

Is your letter a:

Consonant

Or

Vowel

ABC Hunt

Name _____

ELA.K.C.1.1: Print many upper- and lowercase letters

ELA.K.F.1.1: Demonstrate knowledge of the basic concepts of print

ELA.K.F.1.2: Demonstrate phonological awareness

Trace and write

Tracing and writing practice for the letter G. The box contains two sets of handwriting lines (top, dashed middle, bottom). The first set has a large uppercase 'G' on the top line. The second set has a lowercase 'g' on the middle dashed line.

Read and write the sentence.

Reading and writing practice for the sentence "Can we get a goat?". The sentence is written on handwriting lines. To the right of the sentence is a line drawing of a goat. Below the sentence are two more sets of handwriting lines for practice.

Draw and write

A large empty box for drawing and writing. At the bottom, there are three horizontal handwriting lines (top, dashed middle, bottom).

Draw and write

A large empty box for drawing and writing. At the bottom, there are three horizontal handwriting lines (top, dashed middle, bottom).

Circle the words

A list of words for a word search activity. The words are arranged in two columns:

Get Out

up **Got**

gut

quit **Egg**

goat

Stamp your letter

An empty rectangular box intended for stamping the letter 'G'.

Is your letter a:

A box for classifying the letter 'G'. It contains the text:

Consonant

Or

Vowel

ABC Hunt

Name _____

ELA.K.C.1.1: Print many upper- and lowercase letters

ELA.K.F.1.1: Demonstrate knowledge of the basic concepts of print

ELA.K.F.1.2: Demonstrate phonological awareness

Trace and write

Handwriting practice box for the letter 'H'. It contains two rows of three-line guides. The first row shows a large uppercase 'H' for tracing. The second row shows a large lowercase 'h' for tracing.

Read and write the sentence.

Reading and writing practice box. It features a three-line guide with the sentence "Have you seen my hat?" written in a simple, child-friendly font. To the right of the text is a line drawing of a baseball cap. Below the text are two additional blank three-line guides for independent writing.

Draw and write

Blank drawing and writing area. It includes a large empty box for drawing and a three-line guide below it for writing.

Draw and write

Blank drawing and writing area. It includes a large empty box for drawing and a three-line guide below it for writing.

Circle the words

Word recognition activity. The words are arranged in two columns:

Column 1: **hat**, up, ham, Go, Sip

Column 2: Hot, hop, **Hit**, was

Stamp your letter

Blank space for stamping the letter 'H'.

Is your letter a:

Large box for classification. It contains the text:

Consonant

Or

Vowel

ABC Hunt

Name _____

ELA.K.C.1.1: Print many upper- and lowercase letters

ELA.K.F.1.1: Demonstrate knowledge of the basic concepts of print

ELA.K.F.1.2: Demonstrate phonological awareness

Trace and write

Tracing practice for the letter 'I' and 'i' on a three-line grid. The uppercase 'I' is shown on the top line, and the lowercase 'i' is shown on the middle dashed line. Below each letter are blank lines for independent practice.

Read and write the sentence.

Reading and writing practice for the sentence "I love ice cream." The sentence is written on a three-line grid. To the right of the sentence is a drawing of an ice cream cone. Below the sentence are blank lines for independent practice.

Draw and write

A large empty box for drawing and writing. At the bottom, there are three horizontal lines (top, dashed middle, bottom) for writing.

Draw and write

A large empty box for drawing and writing. At the bottom, there are three horizontal lines (top, dashed middle, bottom) for writing.

Circle the words

A list of words for a word hunt activity: kit, in, up, I, Ice, It, is, sip, and Lot. The word 'Lot' is printed in a larger, bold font.

Stamp your letter

An empty rectangular box for stamping the letter 'I'.

Is your letter a:

A box for classifying the letter 'I'. It contains the text: **Consonant**, **Or**, **Vowel**.

ABC Hunt

Name _____

ELA.K.C.1.1: Print many upper- and lowercase letters

ELA.K.F.1.1: Demonstrate knowledge of the basic concepts of print

ELA.K.F.1.2: Demonstrate phonological awareness


Trace and write

J

j

Read and write the sentence.

I can jump and jog.



Draw and write

Draw and write

Circle the words

pet jet

jar bet

 tip

Jump jog

in **Joke**

Stamp your letter

Is your letter a:

Consonant

Or

Vowel

ABC Hunt

Name _____

ELA.K.C.1.1: Print many upper- and lowercase letters

ELA.K.F.1.1: Demonstrate knowledge of the basic concepts of print

ELA.K.F.1.2: Demonstrate phonological awareness

Trace and write

Tracing area for uppercase 'K' and lowercase 'k'. The first row shows a large uppercase 'K' on a three-line grid. The second row shows a large lowercase 'k' on a three-line grid.

Read and write the sentence.

Reading and writing area. The first row contains the sentence "The kite is blue." in a dotted font on a three-line grid. To the right of the sentence is a simple line drawing of a kite with a tail. Below the sentence are two empty three-line grids for writing.

Draw and write

Blank drawing area with a three-line grid at the bottom for writing.

Draw and write

Blank drawing area with a three-line grid at the bottom for writing.

Circle the words

Word list for a circle-the-words activity:

- kit Hop
- cold
- for
- King
- kit** Lip
- keep

Stamp your letter

Blank area for stamping a letter.

Is your letter a:

Options for stamping:

Consonant

Or

Vowel

ABC Hunt

Name _____

ELA.K.C.1.1: Print many upper- and lowercase letters

ELA.K.F.1.1: Demonstrate knowledge of the basic concepts of print

ELA.K.F.1.2: Demonstrate phonological awareness

Trace and write

Tracing practice for the letter 'I'. The box contains two sets of handwriting lines (top, dashed middle, bottom). Each set has a large uppercase 'I' on the top line and a large lowercase 'i' on the bottom line for tracing.

Read and write the sentence.

Reading and writing practice for the sentence "I love to leap." The box contains handwriting lines with the sentence written in a large, simple font. To the right of the sentence is a cartoon illustration of two frogs leaping. Below the sentence are two blank sets of handwriting lines for independent practice.

Draw and write

Blank space for drawing and writing. At the bottom, there are three horizontal lines for writing: a solid top line, a dashed middle line, and a solid bottom line.

Draw and write

Blank space for drawing and writing. At the bottom, there are three horizontal lines for writing: a solid top line, a dashed middle line, and a solid bottom line.

Circle the words

Word recognition activity. The words are arranged in two columns:

like	of
love	can
it	lot
you	Look

Stamp your letter

Stamping activity. The box is divided into two sections. The top section is blank for stamping. The bottom section contains the text:

Is your letter a:

Consonant

Or

Vowel

ABC Hunt

Name _____

ELA.K.C.1.1: Print many upper- and lowercase letters

ELA.K.F.1.1: Demonstrate knowledge of the basic concepts of print

ELA.K.F.1.2: Demonstrate phonological awareness


Trace and write

M

m

Read and write the sentence.

My mom makes money.



Draw and write

Draw and write

Circle the words

mom

Mop **put**

man

net Tub

Map my

Now

Stamp your letter

Is your letter a:

Consonant

Or

Vowel

ABC Hunt

Name _____

ELA.K.C.1.1: Print many upper- and lowercase letters

ELA.K.F.1.1: Demonstrate knowledge of the basic concepts of print

ELA.K.F.1.2: Demonstrate phonological awareness


Trace and write

Read and write the sentence.

N

n

I see the nice nest.



Draw and write

Draw and write

Circle the words

Mom see

Now Not

we nine

no

the

Stamp your letter

Is your letter a:

Consonant

Or

Vowel

ABC Hunt

Name _____

ELA.K.C.1.1: Print many upper- and lowercase letters

ELA.K.F.1.1: Demonstrate knowledge of the basic concepts of print

ELA.K.F.1.2: Demonstrate phonological awareness


Trace and write

O

O

Read and write the sentence.

The owl can open it.



Draw and write

Draw and write

Circle the words

On **Out**

 like

one we

 the

at open

Stamp your letter

Is your letter a:

Consonant

Or

Vowel

ABC Hunt

Name _____

ELA.K.C.1.1: Print many upper- and lowercase letters

ELA.K.F.1.1: Demonstrate knowledge of the basic concepts of print

ELA.K.F.1.2: Demonstrate phonological awareness

Trace and write

Read and write the sentence.

Tracing and writing practice for the letter 'p'. The box contains two sets of handwriting lines (top, dashed middle, bottom). The first set has a large uppercase 'P' on the top line. The second set has a large lowercase 'p' on the middle line.

Reading and writing practice for the sentence "I can pick the pear." The box contains handwriting lines with the sentence written in a simple font. To the right of the sentence is a drawing of a pear with a stem and a leaf.

Draw and write

Draw and write

Circle the words

Stamp your letter

A large empty box for drawing and writing. At the bottom, there are three horizontal handwriting lines (top, dashed middle, bottom).

A large empty box for drawing and writing. At the bottom, there are three horizontal handwriting lines (top, dashed middle, bottom).

A box for a word search activity. It contains the following words: Put, see, Pot, but, **she**, quit, Pie, pop, like. The word 'she' is bolded.

An empty box for stamping a letter.

Is your letter a:

Consonant

Or

Vowel

ABC Hunt

Name _____

ELA.K.C.1.1: Print many upper- and lowercase letters

ELA.K.F.1.1: Demonstrate knowledge of the basic concepts of print

ELA.K.F.1.2: Demonstrate phonological awareness


Trace and write

Q

q

Read and write the sentence.

The queen was quiet.



Draw and write

Draw and write

Circle the words

Quit Out

On quiet

 Queen

can the

Stamp your letter

Is your letter a:

Consonant

Or

Vowel

ABC Hunt

Name _____

ELA.K.C.1.1: Print many upper- and lowercase letters

ELA.K.F.1.1: Demonstrate knowledge of the basic concepts of print

ELA.K.F.1.2: Demonstrate phonological awareness

Trace and write

Handwriting practice box for the letter 'r'. It contains a large uppercase 'R' and a smaller lowercase 'r' on a set of three horizontal lines (top, dashed middle, bottom). Below each letter are two more sets of these lines for independent practice.

Read and write the sentence.

Reading and writing practice box. It features the sentence "I run really fast." written on a set of three horizontal lines. To the right of the sentence is a cartoon illustration of a boy running. Below the sentence are two more sets of horizontal lines for writing practice.

Draw and write

Blank drawing area for the letter 'r'. Below the drawing area are three horizontal lines (top, dashed middle, bottom) for writing practice.

Draw and write

Blank drawing area for the letter 'r'. Below the drawing area are three horizontal lines (top, dashed middle, bottom) for writing practice.

Circle the words

Word recognition activity. A list of words is provided: Run, he, rut, do, Rip, you, rat, for. The word "Rip" is printed in a bold font. The task is to circle the words that contain the letter 'r'.

Stamp your letter

Blank space for stamping the letter 'r'.

Is your letter a:

Decision box for the letter 'r'. It contains the words "Consonant", "Or", and "Vowel" in a large, bold font, arranged vertically.

ABC Hunt

Name _____

ELA.K.C.1.1: Print many upper- and lowercase letters

ELA.K.F.1.1: Demonstrate knowledge of the basic concepts of print

ELA.K.F.1.2: Demonstrate phonological awareness


Trace and write

S

S

Read and write the sentence.

I see a snake.



Draw and write

Draw and write

Circle the words

sip like

the sat

 as

rot

 so

we

 can

See

Stamp your letter

Is your letter a:

Consonant

Or

Vowel

ABC Hunt

Name _____

ELA.K.C.1.1: Print many upper- and lowercase letters

ELA.K.F.1.1: Demonstrate knowledge of the basic concepts of print

ELA.K.F.1.2: Demonstrate phonological awareness

Trace and write


Tracing practice for uppercase 'T' and lowercase 't' on handwriting lines.

T

t

Read and write the sentence.

The two twins sit.



Blank handwriting lines for writing the sentence.

Draw and write

Blank space for drawing and writing.

Draw and write

Blank space for drawing and writing.

Circle the words

the can

Two To

like

too me

for

tap it

Stamp your letter

Blank space for stamping the letter.

Is your letter a:

Consonant

Or

Vowel

ABC Hunt

Name _____

ELA.K.C.1.1: Print many upper- and lowercase letters

ELA.K.F.1.1: Demonstrate knowledge of the basic concepts of print

ELA.K.F.1.2: Demonstrate phonological awareness


Trace and write

u

u

Read and write the sentence.

You go up.



Draw and write

Draw and write

Circle the words

up no

my is

under

we four

Stamp your letter

Is your letter a:

Consonant

Or

Vowel

ABC Hunt

Name _____

ELA.K.C.1.1: Print many upper- and lowercase letters

ELA.K.F.1.1: Demonstrate knowledge of the basic concepts of print

ELA.K.F.1.2: Demonstrate phonological awareness


Trace and write

Read and write the sentence.

V

V

The vet made a visit.



Draw and write

Draw and write

Circle the words

Stamp your letter

vet **Very**

 Up is

ran the

see Visit

Is your letter a:

Consonant

Or

Vowel

ABC Hunt

Name _____

ELA.K.C.1.1: Print many upper- and lowercase letters

ELA.K.F.1.1: Demonstrate knowledge of the basic concepts of print

ELA.K.F.1.2: Demonstrate phonological awareness


Trace and write

W

W

Read and write the sentence.

Why are you wet?



Draw and write

Draw and write

Circle the words

who

why me

When

you we

My

were

Stamp your letter

Is your letter a:

Consonant

Or

Vowel

ABC Hunt

Name _____

ELA.K.C.1.1: Print many upper- and lowercase letters

ELA.K.F.1.1: Demonstrate knowledge of the basic concepts of print

ELA.K.F.1.2: Demonstrate phonological awareness


Trace and write

X

X

Read and write the sentence.

Put an X on the x-ray.



Draw and write

Draw and write

Circle the words

at X-ray

it the

was my

she like

he

Stamp your letter

Is your letter a:

Consonant

Or

Vowel

ABC Hunt

Name _____

ELA.K.C.1.1: Print many upper- and lowercase letters

ELA.K.F.1.1: Demonstrate knowledge of the basic concepts of print

ELA.K.F.1.2: Demonstrate phonological awareness


Trace and write

Read and write the sentence.

Y

y

Do you like my yo-yo?



Draw and write

Draw and write

Circle the words

you at

Yet like

was

Yoyo

it wow

yes

Stamp your letter

Is your letter a:

Consonant

Or

Vowel

ABC Hunt

Name _____

ELA.K.C.1.1: Print many upper- and lowercase letters

ELA.K.F.1.1: Demonstrate knowledge of the basic concepts of print

ELA.K.F.1.2: Demonstrate phonological awareness

Trace and write

Tracing and writing practice for the letter Z. The box contains two sets of handwriting lines (top, dashed middle, bottom). The first set has a large uppercase 'Z' on the top line and a dashed 'Z' for tracing. The second set has a large lowercase 'z' on the middle line and a dashed 'z' for tracing.

Read and write the sentence.

Reading and writing practice for the sentence "I can draw a zig zag." The box contains handwriting lines with the sentence written in a simple font. To the right of the sentence are two zigzag patterns. Below the handwriting lines are two blank sets of handwriting lines for independent practice.

Draw and write

A large empty box for drawing and writing. At the bottom of the box are three horizontal handwriting lines (top, dashed middle, bottom).

Draw and write

A large empty box for drawing and writing. At the bottom of the box are three horizontal handwriting lines (top, dashed middle, bottom).

Circle the words

A box for a word recognition activity. It contains the words: zig, why, you, zip, Yes, not, zig. The word 'zip' is bolded. The words 'zig' and 'you' are positioned on the left side, while 'why', 'zip', 'Yes', and 'not' are on the right side.

Stamp your letter

An empty box for stamping the letter 'z'.

Is your letter a:

A box for a classification activity. It contains the text: **Consonant**, **Or**, **Vowel**.

A B C D E F G

H I J K L M N

Level 4

O P Q R S T U

V W X Y Z ? !

ABC Hunt

Name _____

ELA.K.C.1.1: Print many upper- and lowercase letters

ELA.K.F.1.1: Demonstrate knowledge of the basic concepts of print

ELA.K.F.1.2: Demonstrate phonological awareness

Color the letter you chose

A B C D E F G H I J K L M N O P Q R S T U V W X Y Z

Write 3 words that begin with your letter.

1 _____

2 _____

3 _____

Draw a picture of your words.

Find a friend. What letter did they chose?

Write a word that your friend's letter begins with.

Stamp your letter

Is your letter a:

Consonant

or

Vowel

Write a complete sentence.
