

# Welcome to Swansboro High School

2020-2021 school year

Honors/Standard English 1

Mrs. Meyer



# About Mrs. Meyer



- Honors/Standard English 1 Teacher
- Graduate of UNC-Chapel Hill-BA in Journalism and Political Science—Go HEELS!!!!
- Master's Degree at East Carolina University- Reading Education/Specialist
- AIG Certified Teacher
- 18 years as a teacher
- Love to exercise, go to the beach and travel
- I have completed 26 half marathons and 7 marathons (no knee replacements yet!)
- MY Husband and I (along with our cat Steve) live in Emerald Isle, NC.

# Agenda for First day

- 1. Welcome
- 2. Index card fill out
- 3. Rule changes for this year (COVID RULES)
- 4. Bell Schedule
- 5. Mrs. Meyer's rules and expectations
- 6. Personal Essay

# Expectations of OUR classroom



This is a classroom of learning. I WILL NOT TOLERATE ANY FORM OF MISBEHAVIOR!!!!!! You are here to learn and I am here to teach. IF we can do this, we will have a successful year.



You know what your job is and what your responsibilities are. Come to school and do your job so that I can do mine.



If you want to play around and prevent others from learning, parents will be contacted and a parent conference will be requested so that we may come together to find a solution.



In high school, GRADES COUNT!!!!!! Everything will be on your transcript. Be aware that if you fail a class, you will have to re-take it or take it again during Summer School.

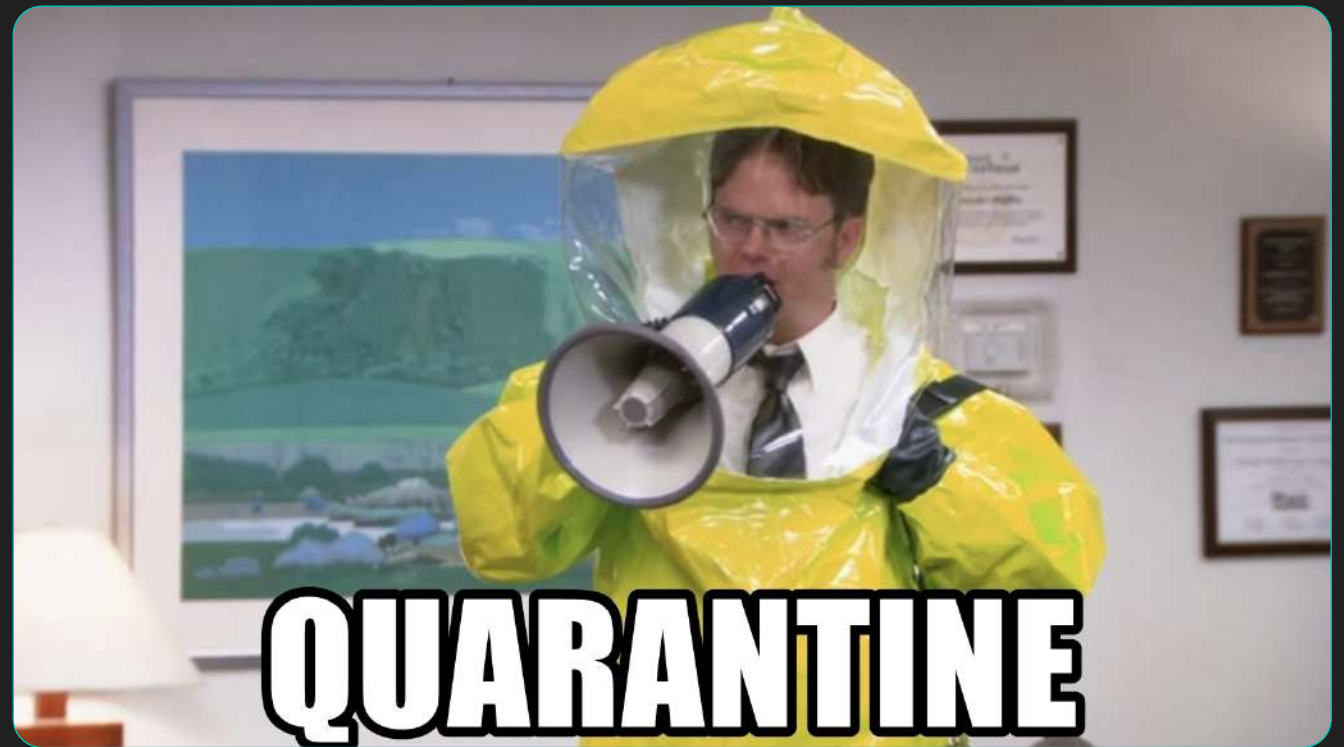


It's up to YOU to get the grade you get. Not everyone will make A's and B's, but if you try your best and get all your work turned in ON TIME, you will be in good shape. Remember, all grades count in your GPA.

- If you need anything (staple, tape, hole punch, etc.) please ask me. DO NOT GRAB TAPE OR ANYTHING ELSE OFF Mrs. Meyers' DESK.
- Make sure you sign up for the Remind app. Look at the board for the codes and look at the syllabus
- Once you get your laptops tomorrow, you will log into your Teams and get your classes.

# COVID Rules

- 1. Please make sure you are wearing a mask at all times. If you forget your mask, please ask me for one.



2. Desks need to remain 6 feet apart and in the blue square



3. Please make sure that you wipe down your desk and chair at the end of the class period ( I will give you all 2 minutes at the end of class to do this.)

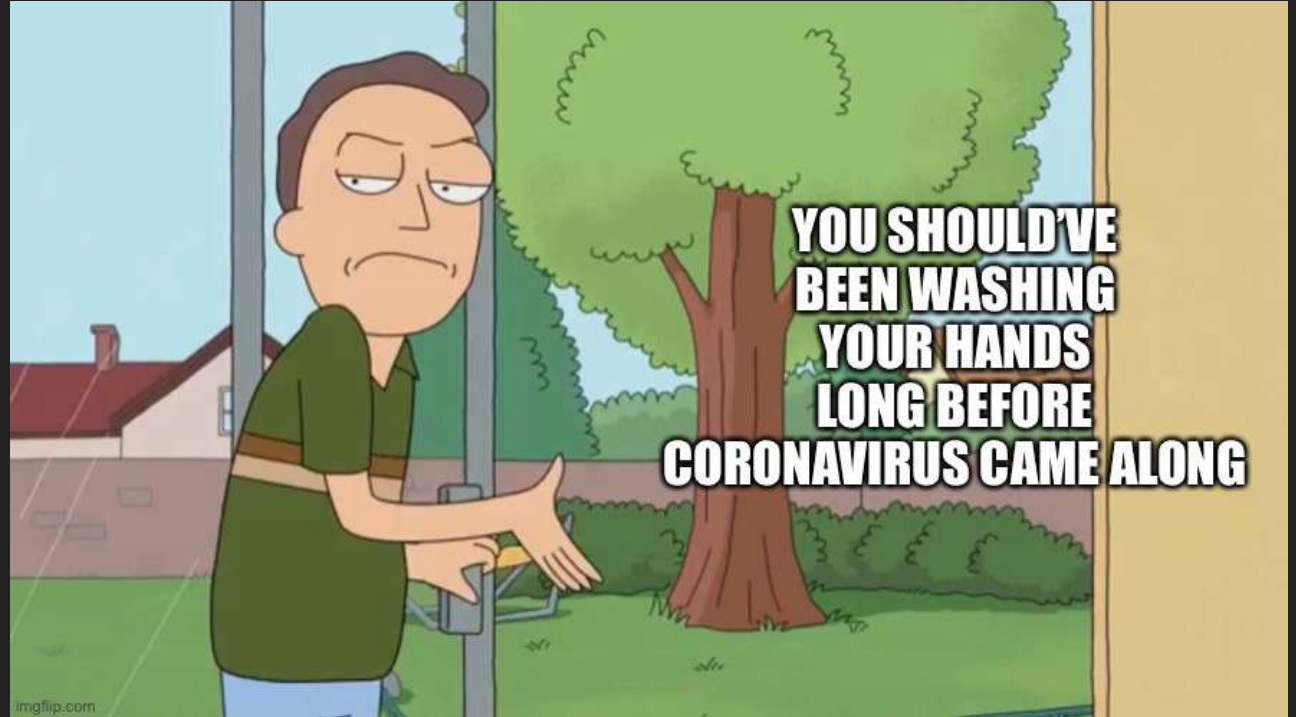
## New Siracha Hand Sanitizer

not only will it kill germs but it will stop you touching your eyes, face and other places a second time





4. Please make sure you are washing your hands after using the restroom and use hand sanitizer whenever you return and whenever you need it.



5. Do not share anything with anyone unless you plan on wiping it down!



6. Do not touch anything on my desk please!





I HAVE VERY HIGH  
EXPECTATIONS FOR ALL OF YOU.  
WHEN SHAKESPEARE WAS  
QUARANTINED BECAUSE  
OF THE PLAGUE,  
HE WROTE KING LEAR

- I do not expect you to write like Shakespeare did, but I do expect you to complete all your work and always ask questions if you don't understand something!
- This is new for all of us and we will experience some bumps along the way, but we will be okay throughout all of this.

As ALWAYS, we are in this TOGETHER. If you need to talk or ask me anything, please let me know. Sometimes, I can give good advice!




1. WHEN YOUR COHORT IS NOT IN SESSION, YOU WILL STILL BE EXPECTED TO LOG INTO TEAMS DURING YOUR CLASS PERIOD. FOR EXAMPLE, IF YOU ARE IN ENGLISH DURING SECOND PERIOD, YOU WILL LOG INTO TEAMS DURING THE CLASS TIME.



2. I WILL BE TAKING ATTENDANCE EVERYDAY FOR THE ONLINE COHORTS. IF YOU DO NOT ATTEND THE CLASS ONLINE DURING YOUR ONLINE DAYS, YOU WILL BE CONSIDERED ABSENT AND YOU WILL STILL HAVE TO VIEW THE VIDEOS AND COMPLETE THE WORK ONLY OUR OWN TIME.



3. EVERYDAY, I WILL POST THE AGENDA UNDER THE CONVERSATIONS TAB. WORK WILL BE POSTED ON THERE AS WELL AS ON THE ASSIGNMENTS PAGE.



4. IT IS YOUR RESPONSIBILITY TO LOOK AT THE AGENDA AND TO DOWNLOAD THE ASSIGNMENTS.



5. REMEMBER, ALWAYS ASK ME OR E-MAIL ME ANY QUESTIONS! I WILL RESPOND.

# Online Learning through Teams

# Online and in -class Responsibilities

- When you are in class, I will also be video recording the lessons for the online learning cohort. During this time, it is VERY IMPORTANT that we act responsible and keep distractions to a MINIMUM.
- IF you are doing the Online learning 3days a week, you will be required to Log on to the class at the appropriate time and be logged on for the ENTIRE CLASS PERIOD.
- Please keep your microphones on MUTE and make sure the camera button has a slash through it (indicating that we can't see you, but you can still see me)
- If you need something, please raise your hand using the button.

# 1. Always go here first. You will see your agenda for the day

The screenshot shows a Microsoft Teams interface. The browser address bar indicates the URL is `teams.microsoft.com/_#/school/conversations/General?threadId=19:5f53a19b9f4940f4bf5c03aac6f3c11f@thread.tacv2&ctx=channel&context=%5Bobject%20Obj...`. The left sidebar shows a list of teams, with "Honors English 1 Period 2" selected. The main chat area shows a message from Rheta Meyer at 4:31 PM: "Welcome To Honors English 1. Here is your agenda for today". Below this is a "Last read" separator. An assignment card titled "Romeo and Juliet Reading" is visible, due on August 5, with a "View assignment" button. A red hand-drawn circle highlights the welcome message and the assignment card. The bottom of the screen shows the Windows taskbar with the time 4:56 PM on 8/3/2020.



The screenshot shows a Microsoft Teams window with several browser tabs open at the top. The main content area displays an assignment titled "Romeo and Juliet Reading" with a due date of August 5, 2020, at 10:00 PM and a maximum of 100 points possible. The assignment instructions state: "Here is the Text for Romeo and Juliet. Download the reading and make sure you save it. Form there, you are to read Act 1 by Wednesday. Once you have read Act 1, complete the questions and the quiz." Below the instructions, there are three files listed: "RMEOJLET-1.pdf" under the "Reference materials" section, and "R and J quiz Act 1.docx" and "R and J quesitons.docx" under the "Student work" section. A red circle highlights these three files. On the left side of the Teams interface, there is a navigation pane with tabs for "General", "Posts", "Files", "Class Notebook", "Grades", and "Meet". The "Grades" tab is highlighted in yellow. A large red X is drawn over the top-left portion of the Teams interface, obscuring some of the navigation options.

2. Look at your assignments under the "ASSIGNMENTS" Tab


# 3. Make sure assignment

The screenshot displays the Microsoft Teams interface for a 'General' channel. The 'New assignment' form is open, showing the following details:

- Title:** (Redacted)
- Assign to:** Honors English 1 Period 2 (Class) and All students (Students)
- Due Date:** Wed, Aug 5, 2020
- Due Time:** 10:00 PM

The 'Assign to' section and the date/time fields are highlighted with a red circle and yellow markers, respectively. The interface includes a search bar, navigation pane on the left, and a taskbar at the bottom.

4. Remember to **ALWAYS** hit **SUBMIT** when finished. If you don't hit **SUBMIT**, it will be considered late.



# Always Remember:



As Always, if you can't submit an assignment to Teams, you can:



1. E-mail it to Mrs. Meyer as an attachment in an e-mail. IF that doesn't work



2. Take a picture of your assignment on the phone and e-mail it to me.



3. If you have a printer, print it out and turn it in!

# THE END!

- I hope everyone has a great school year and just remember, we are a community, we help one another and we are ALWAYS here for each other!

Swansboro High School Pirates