

WELCOME SYLVAN HILLS MIDDLE GO TEAM MEETING



Today's Agenda

- **Call to Order**
- **Norms**
- **Roll Call**
- **Action Items**
 - Approval of Agenda
 - Approval of Previous Minutes
- **Discussion Items**
 - Review MAP Universal Screener Data
 - Leveling Update
 - School Strategic Plan
- **Information Items/ Announcements**
- **Adjournment**



Let's commit to:



- Wearing masks and socially distancing
- Being present and engaging meaningfully so that we can learn from each other (i.e. Cameras on)
- Refrain from using electronic devices unless required to engage in the work
- Muting your microphone (**VIRTUAL**) and *minimizing* extraneous conversations
- Assuming good will
- Allowing all voices of the team to be heard
- Focusing on the day's content
- Starting and ending on time
- Being gracious

GO TEAM MEMBERS 21-22

NAME	ROLE
Ms. Monica Blasingame	Principal
Ms. Jessica Bracey	Parent
Ms. Queen Rosa Harden-Green	Parent
Ms. Kinisha Banks	Parent
Ms. Sade Miller	Staff
Ms. Alexandria Gonsalves	Staff
Kevin Rhodes	Staff
Ms. Keisha Mackey	Community Member
Ms. Johanna Johnson	Community Member

Action Items

Action Items



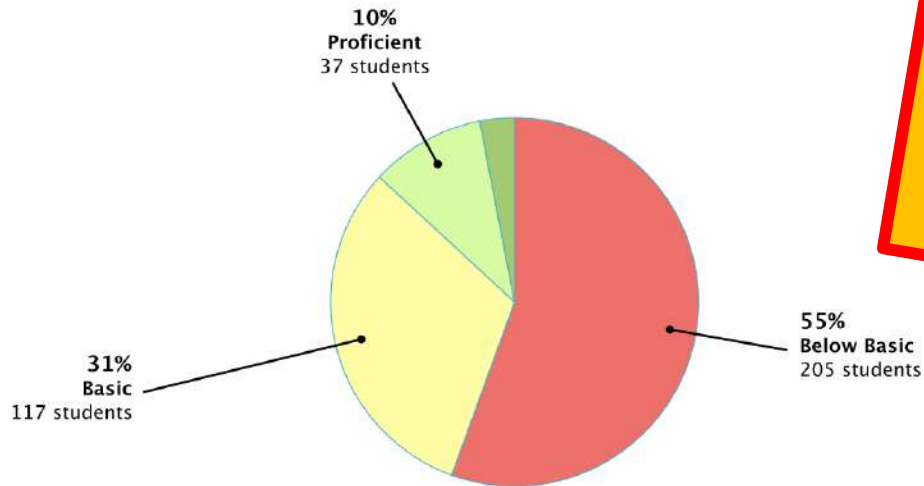
- ✓ Approval of Agenda
- ✓ Approval of Previous Minutes

DISCUSSION ITEMS

- Review Baseline Data
 - Reading Inventory
 - Math Inventory
 - MAP Reading
 - MAP Math
- Leveling Update
- School Strategic Plan



Scholastic Reading Inventory



**Total Tested:
379
Students**

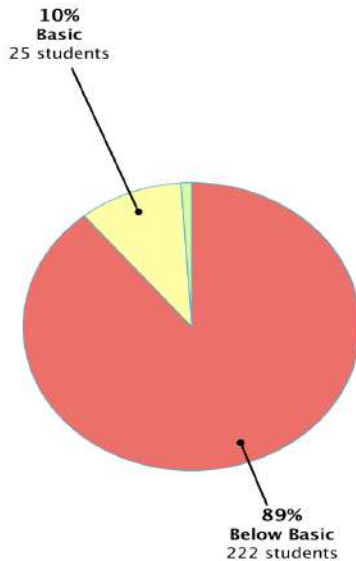
KEY

- Advanced 3%, 13 students
- Proficient 10%, 37 students
- Basic 31%, 117 students
- Below Basic 55%, 205 students

YEAR-END PROFICIENCY RANGES

Grade 1	190-530L	Grade 5	830-1010L	Grade 9	1050-1260L
Grade 2	420-650L	Grade 6	925-1070L	Grade 10	1080-1335L
Grade 3	520-820L	Grade 7	970-1120L	Grade 11	1185-1385L
Grade 4	740-940L	Grade 8	1010-1185L	Grade 12	1185-1385L

Scholastic Math Inventory



**Total Tested:
272
Students**

KEY

- Advanced 0%, 0 students
- Proficient 1%, 2 students
- Basic 10%, 25 students
- Below Basic 89%, 222 students

YEAR-END PROFICIENCY RANGES

Grade K	9-117Q	Grade 5	645-771Q	Grade 10	1216-1248Q
Grade 1	117-232Q	Grade 6	785-890Q	Grade 11	1216-1248Q
Grade 2	271-382Q	Grade 7	881-970Q	Grade 12	1216-1248Q
Grade 3	381-545Q	Grade 8	1001-1089Q		
Grade 4	534-629Q	Grade 9	1133-1214Q		

MAP Reading

School	Window	Exams				
DISTRICT	Fall 2021-2022	17,661	39%	28%	23%	10%

School	Window	Exams				
Sylvan	Fall 2021-2022	460	48%	35%	16%	

	6th Grade	7th Grade	8th Grade
	FALL	FALL	FALL
Beginning	54%	47%	42%
Developing	29%	33%	42%
Proficient	15%	18%	15%
Distinguished	1%	2%	1%

MAP Reading

School	Window	Exams			
DISTRICT	Fall 2021-2022	1,935			

School	Window	Exams			
Sylvan	Fall 2021-2022	62			

SWD	6th Grade	7th Grade	8th Grade
	FALL	FALL	FALL
Beginning	74%	84%	67%
Developing	26%	16%	25%
Proficient	0%	0%	8%
Distinguished	0%	0%	0%

MAP Math

School	Window	Exams					
DISTRICT	Fall 2021-2022	18,259	42%		35%	17%	6%

School	Window	Exams				
Sylvan	Fall 2021-2022	456	53%		41%	6%

	6th Grade	7th Grade	8th Grade
	FALL	FALL	FALL
Beginning	50%	57%	50%
Developing	44%	36%	45%
Proficient	6%	6%	5%
Distinguished	0%	1%	0%

MAP Math

School	Window	Exams	Performance		
DISTRICT	Fall 2021-2022	1,950	77%	16%	6%

School	Window	Exams	Performance		
Sylvan	Fall 2021-2022	61	84%	13%	

SWD	6th Grade	7th Grade	8th Grade
	FALL	FALL	FALL
Beginning	83%	89%	79%
Developing	11%	11%	17%
Proficient	6%	0%	4%
Distinguished	0%	0%	0%



**What is our current Vision
and Mission?**

Current Mission and Vision

SHMS
MISSION

It is our mission to provide a learning environment that ensures high expectations for all of our scholars through quality instruction, real-world applications and technology that promotes and fosters knowledge and skills.

SHMS
VISION



Sylvan Hills Middle School will provide a nurturing and safe environment where scholars become critical thinkers, problem solvers, lifelong learners, and productive citizens.

Sylvan Hills Middle (Carver Cluster)

District Mission & Vision
 With a caring culture of trust and collaboration, every student will graduate ready for college and career.

A high-performing school district where students love to learn, educators inspire, families engage and the community trusts the system

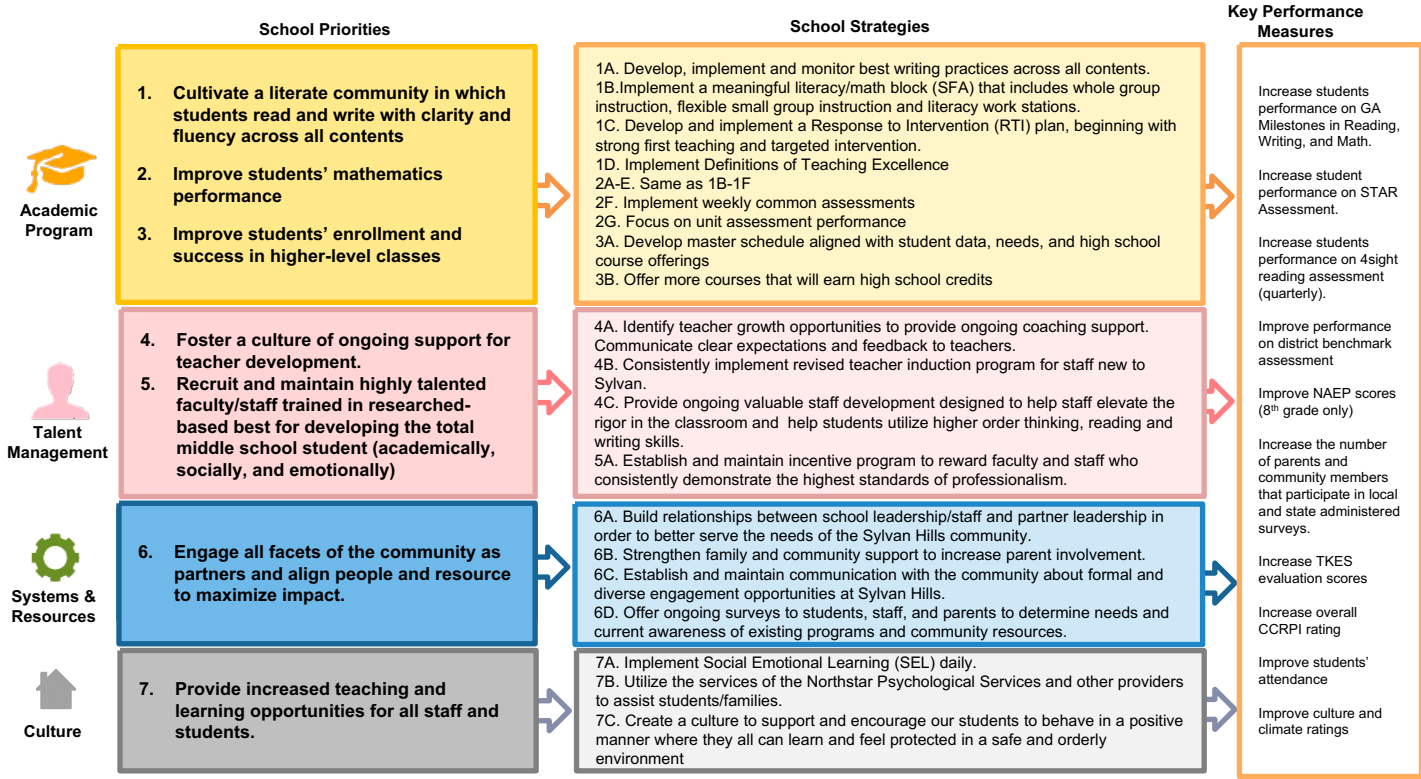
Cluster Mission & Vision
 Through a culture of collaboration, respect, and trust, the Carver Cluster will enhance and strengthen its overall academic programs while maintaining a safe and nurturing environment that prepares students for college and careers.

The Carver Cluster will produce high-performing, college and career ready students that are globally aware and ready to have a positive impact on society.

School Mission & Vision
 It is our mission to provide a learning environment that ensures high expectations for all of our scholars through quality instruction, real-world applications and technology that promotes and fosters knowledge and skills.

Sylvan Hills Middle School will provide a nurturing and safe environment where scholars become critical thinkers, problem solvers, lifelong learners, and productive citizens.

Signature Program: College And Career Prep





2021-2022 SCHOOL PRIORITIES



Priority 1



Cultivate a literate community in which students read and write with clarity and fluency across all contents.

Priority 2



Foster a culture of ongoing support for teacher development.



School Strategic Plan Workbook & Template

2022-2025

Mission

School Name

Vision

SMART Goals

Increase the percent of students in grades 6-8 scoring proficient or above on the ELA GMAS by 3% from 18% to 21% by June 2022.	Increase the percent of students in grades 6-8 scoring proficient or above on the MATH GMAS by 3% from 22% to 25% by June 2022.	Increase student attendance (CCRPI) from 39.2% to 90% by June 2022.	TBD
--	---	---	-----

APS Strategic Priorities & Initiatives

School Strategic Priorities

School Strategies

Fostering Academic Excellence for All
Data
Curriculum & Instruction
Signature Program

- 1.
- 2.
- 3.

1A. tbd
1B. tbd
1C. tbd

Building a Culture of Student Support
Whole Child & Intervention
Personalized Learning

- 4.

TBD: tbd
TBD: tbd

Equipping & Empowering Leaders & Staff
Strategic Staff Support
Equitable Resource Allocation

- 6.
- 7.

TBD: tbd

Creating a System of School Support
Collective Action, Engagement
& Empowerment

- 8.
- 9.

TBD: tbd

ACTIVITY: Reflect on the Work

Review what you said you were going to do in your **previous strategic plan** and reflect on whether you achieved the impact you expected. These guiding questions will help set that stage for the rest of the needs assessment.

Impact: Did you achieve or make progress towards the goals identified in your strategic plan? What evidence/data do you have?

Implementation: Did you do (with fidelity) what you said you were going to do in your strategic plan? What evidence/data do you have?

Reflection: If you did not have the impact expected or implement with fidelity, why? What should you be aware of in this planning process?

Strengths	Opportunities
83.6 Climate Rating (4 stars)	<p>Increase percentage of students scoring at the Proficient & Distinguished levels in ELA, Math, Science, and Social Studies.</p> <p>ELA - 18.74% Proficient & above Science- 8.28% Proficient & above Math- 22.71% Proficient & above Social Studies - 15.92% Proficient & above</p>
Increased Content Mastery in ELA (+4.49 points)	Improvement needed in Science Content Mastery (-10.11 point-decrease)
Increased Content Mastery in Math (+11.67 point); highest middle school gain in APS	Improvement needed in Social Studies Content Mastery (-8.01 point-decrease)
<p>Exceeded the district and state in the area of Progress (+7.7 points)</p> <ul style="list-style-type: none"> ● ELA (96.2) ● Math (100.00+) 	<p>Increased support is needed in the area of literacy (Lexile levels and writing) for all students</p> <ul style="list-style-type: none"> - Students with Disabilities demonstrated growth; however they did not meet the Improvement Target in 2019. - Students w/Disabilities did not meet the improvement targets in Science.
<p>Increased Closing Gaps (+9.4 points)</p> <ul style="list-style-type: none"> ● Exceeded ELA improvement target for Economically Disadvantaged and SWD subgroups ● Exceeded Math improvement target for Economically Disadvantaged and improved SWD subgroups ● Met Social Studies improvement target for SWD subgroup 	<p>Climate:</p> <ul style="list-style-type: none"> ● Improvement needed in the area of Employee Engagement (decreased from 69% to 42%) ● CCRPI Attendance (2019)- 93.10% ● CCRPI Attendance 2020-2021)- 39.2%

Our Overarching Needs		
(ES/MS: Literacy Proficiency) (HS: Post-graduation Preparedness)	(ES/MS: Numeracy Proficiency) (HS: College & Career Readiness)	(Whole Child/Student Support)
Why?	Why?	Why?
students are not scoring proficient and above in literacy	students are not scoring proficient and above in math	there a decline in student attendance from FY 19 to FY 21?
Why?	Why?	Why?
lack prerequisite skills, in reading and writing, that is needed to access grade level standards	students are performing below grade level and lack prerequisite skills needed to access grade level standards.	virtual learning (resulting from the pandemic) caused a decline in student attendance.
Why?	Why?	Why?
lack of appropriate and consistent Tier 1 instruction aligned to grade level standards	teachers do not consistently use effective instructional strategies to address gaps in learning.	lack of teams, systems and resources to support daily student attendance.
Why?	Why?	Why?
classroom observation /assessment data denotes teachers have struggled with effectively unpacking standards for activity alignment	teachers have not received adequate support with identifying the most effective instructional strategies (i.e. visual representations, real world connections, manipulatives, small group instruction) to use to address the gaps in learning and common misconceptions	data was not utilized to address the need for Teams and specific duties and responsibilities were not created to address the concern.
Why?	Why?	Why?
inconsistent systems for lesson internalization	lack of consistent systems for collecting data and addressing opportunities for implementing effective instructional strategies	lack of teams and systems to support declining student attendance?
Root Cause		
There is a need for a systemic protocol for effective instructional planning to align instruction to grade level standards.	There is a need for a system to capture observation data in order to inform consistent, targeted professional learning and coaching for teachers.	There is a need to develop a system and monitoring plan for consistent data digs in order positively impact student attendance.

ANNOUNCEMENTS!

- Homecoming
- Bullying Prevention Month
- Red Ribbon Week
- Breast Cancer Awareness Month



@apssylvanhillsms



<https://www.atlantapublicschools.us/Page/4020>

**CONNECT
WITH US!**



@apssylvanhills

Questions?

Feedback?

Concerns?

