



Welcome to Open House!!

★ Students:

1. Fill in the blanks on your "Computer Login Information" sheet (blue).
There are directions and examples for you to follow on the paper.
2. Turn on computer and login.
3. Click on **Google Chrome** and login to ZScaler.
4. Raise your hand and wait for someone to assist you.

★ Parents:

- Fill out paperwork while students are logging onto computers.
Let us know if you need assistance with anything.



7th Grade
Open House



Agenda

1. Complete Paperwork and give out computers if needed.
2. Meet your Teachers.
3. Social Emotional Learning
4. Go over students daily schedule, expectations, and needed supplies
5. Login to Classlink and Google Classroom.
6. Navigating Google Classroom.
7. Add classes using Google Classroom codes.
8. Parent Contact Information Practice Assignment
9. Download and use Google Chat and Google Drive

Meet Your Teachers!

MATH

hi



Hi



hi



hi



Meet Your Teachers!

hello
SUNSHINE



OLA



Meet Your Teachers!



Science and Social Studies



SEL—Social Emotional Learning

- This year, you/your child will be participating in daily SEL mini-lessons (Sample included on the next slide)
- Each day, there will be a quick, 10 minute or less, activity related to one of our five SEL focus components:
 - ◆ Self-Awareness—Monday
 - ◆ Self-Management—Tuesday
 - ◆ Social Awareness—Wednesday
 - ◆ Relationship Skills—Thursday
 - ◆ Responsible Decision-Making—Friday



On Your Notecard...

.Parents...

- Write one positive thing your child/family has experienced during our "break".
- Write any concerns you may have about your child as our school year begins.
- We will be coming around + collecting this as soon as you are finished.



Daily Schedule

Google Meets, Live Lessons, and daily assignments will be posted and should be completed during the specified times.

Each Block is 1 hour and 25 minutes (Science, Social Studies, and Exploratory will be 40 minutes each).

- **8:15-9:40am 1st Block** [Sci/SS A- 8:15-8:55am B- 9-9:40am]
- **9:45-11:10am 2nd Block** [Sci/SS A- 9:45-10:25am B- 10:30-11:10am]
- **11:10am-12:00pm Lunch**
- **12:00-12:10pm Guidance** (Starting Aug. 24th; Use your guidance Google Classroom)
- **12:10-1:35pm 3rd Block** [Sci/SS A- 12:10-12:50pm B- 12:55-1:35pm]
- **1:40-3:05pm 4th Block** [1st Exploratory- 1:40-2:20pm 2nd Exploratory- 2:25 - 3:05pm]



Supplies

Pencils

Blue/Black Pens

Loose-leaf Notebook paper

Colored Pencils

Earbuds/Headphones with Microphone

Math-

- 1-inch binder
- 1-Three ring pocket folder
- Small Dry Erase Board with marker
- *Optional TI-73 or TI-83 Calculator

Science

- 3 or 5 subject spiral composition book with pocket folders

ELA

- 1-inch binder or 3 subject spiral composition book
- 1-three ring pocket folder

Social Studies

- 1-inch binder
- 5 subject dividers



Additional Supplies Needed for In-person Instruction

Highlighters

Glue Sticks

Child-Safe Scissors

Re-usable Clear Water Bottle (Please fill at home. Water fountains will not be available.)

Personal Kleenex

Cloth Face Masks (Required Daily)

Personal Hand Sanitizer

*If Available- Sanitizing Wipes and Bottled Hand Sanitizer

Student Expectations for Virtual Learning

- Attendance on live lessons is mandatory. If a student is not able to attend live lessons they should discuss with their teacher(s) individually other options.
- Daily attendance depends on attending live lessons and completion of assignments.
- Classwork should be completed by the end of each scheduled class time. If student is unable to complete work by the end of class, the work should be completed and turned in by 10pm on the same day in order to be counted present.

Student Expectations for Virtual Learning

- The student has the same behavior expectations as with face-to-face instruction. The student should be respectful, responsible, and ready to learn daily.
- Assignments will be graded and grades will count toward the students final average.
- Responsibility for learning lies with the student first. Engagement and understanding is their responsibility. Asking questions to clarify understanding is imperative during virtual learning. The student **MUST ASK QUESTIONS** if confused or if there is a lack of understanding.

Student Expectations for Virtual Learning

- Dress Code: Students should dress appropriately. They should wake up each morning and get themselves dressed and ready as if they were going to in-person school. This will help students get up and moving and ready for their day of virtual learning. This will also help to maintain a sense of normalcy.
- Learning Environment: Students should have a quiet and appropriate work space. Remember digital citizenship! You will be on camera!
- Students should use only the Google Classroom, Google chat, or Google meet to communicate with teachers.



Student and Parent Expectations for Virtual Learning

- Students should be able to access and complete assignments without help from their parents. Student learning is INDEPENDENT. Teachers will be available daily to assist students during each class time.
- Though parents can help answer questions if needed, the student should communicate with the TEACHER first if there are questions about assignments or a lack of understanding with the lesson.
- Parents should communicate with teachers only through email. The parent SHOULD NOT post in the students Google Classroom or Google Chat.



Login Information

Login to your device (Look at your blue sheet to help you!)

Username: John.s789 (first name, last initial, last 3 digits of student ID #)


Password: JSmms123 (Capital first and last initial, mms, first 3 digits of student ID #)

Class Link: <https://www.sampson.k12.nc.us/Page/9812>

Google Classroom: classroom.google.com

ClassLink

Use ClassLink to access Google Classroom, NCEdCloud, and your school email.





Don't Have Internet at Home?

You can come to the school parking lot on Friday (after 3pm), Saturday, or Sunday to download your assignments.

All you have to do is login to your computer(using school internet) and log in to Classlink then Google Classroom.

Then, go to each of your classes and click on assignments for the week to be sure they are downloaded.

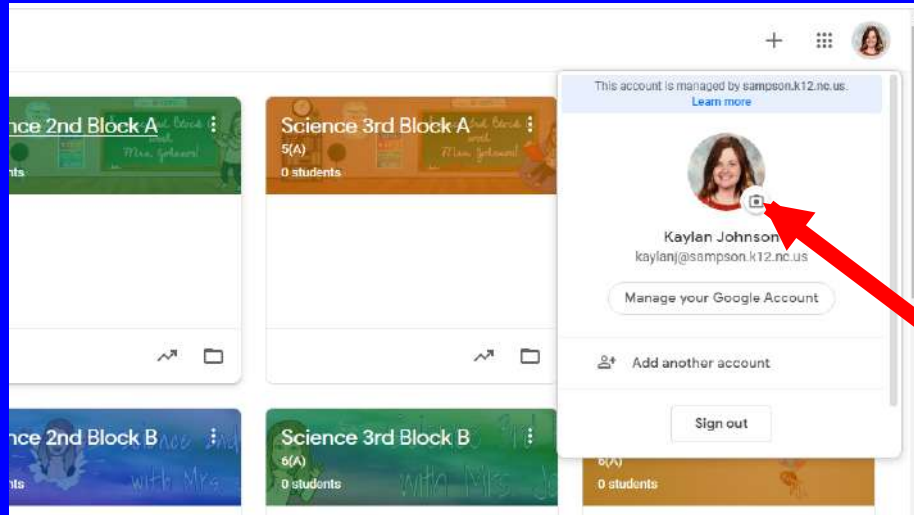


Don't Have Internet at Home?

When you come back the next week to download again, you can turn in the previous weeks assignments in each class.

Take a Selfie!

Your account picture on Google should be a picture of you (at least for the first 4 weeks.) We want to get to know you!





7th Grade Class Codes

bn2efby

MMS 7th Grade: For all students and teachers.
Used for updates, announcements, etc.

htvdddd

Guidance: Used for guidance lessons, updates, and announcements. Check this classroom everyday!

1st Block

Section	Subject/Teacher	Google Class Code
1-2(A)	ELA- Harrell	gt44zzq
1-2(A)	ELA-Reynolds	3ya6ay5
1-2(A)	ELA- Whaley (Baggett)	7ifnw2u
1-2(A)	Math- Jackson	uxnbgbm
1-2(A)	Math- West	upaiqs3
1-2(A)	Math -Brown	jbas3ga

Section	Subject/ Teacher	Google Class Code
1(A)	Science- Johnson	q7wnuwj
2(A)	Science Johnson	yfctc2b
1(A)	Social Studies- Taylor	watdltm
2(A)	Social Studies- Taylor	cnla5hp

2nd Block

Section	Subject/Teacher	Google Class Code
3-4(A)	ELA- Harrell	id4npw5
3-4(A)	ELA-Reynolds	5twqetg
3-4(A)	ELA- Whaley (Baggett)	m7p27fc
3-4(A)	Math- Jackson	fjz4kg4
3-4(A)	Math- West	jq7a5k3
3-4(A)	Math -Brown	i5wcwfz

Section	Subject/Teacher	Google Class Code
3(A)	Science- Johnson	67w7q53
4(A)	Science Johnson	xiiiv7o
3(A)	Social Studies- Taylor	64y3jid
4(A)	Social Studies- Taylor	6gqqp7s

3rd Block

Section	Subject/Teacher	Google Class Code
5-6(A)	ELA-Reynolds	ipbn7ax
5-6(A)	ELA-Whaley (Baggett)	mb5zv72
5-6(A)	Math- Jackson	gm74zu4
5-6(A)	Math- West	4u2sgen
5(A)	Science- Johnson	dfyuxmp
5(A)	Science- Brown	pdmtlrm
6(A)	Science- Johnson	tlmf2ak
6(A)	Science- Brown	c44ueqi

Section	Subject/ Teacher	Google Class Code
5(A)	Social Studies- Taylor	padzg6f
5(A)	Social Studies- Bard	y6lx4oh
6(A)	Social Studies- Taylor	favtazk
6(A)	Social Studies- Bard	ax4yjhr

Exploratory

Section	Subject/Teacher	Google Class Code
7(A)	Health and PE-Brewer	buqsl6f
7(A)	Health and PE-Tyler	xuynoe
7(A)	Intro to Office Prod.-Canterbury	ipg5dv7
7(A)	Intro to Office Prod.- Howard	h7q32fm
7(A)	Visual Arts- Bowden	hgvqnqa
7(A)	Vocal Music- King	3qcdoq4
7(A)	Exploring Environ. -Hodges	o6arqqd
7(A)	Band- Johnson	y3sdznp

Section	Subject/Teacher	Google Class Code
7(A)	English Second Language- Kirkley	qj4f5ez
7(A)	Library Assistant - Kinlaw	barpeef

Exploratory

Section	Subject/Teacher	Google Class Code
8(A)	Health and PE-Brewer	cyvka5q
8(A)	Health and PE-Tyler	pyymzsb
8(A)	Intro to Office Prod.-Canterbury	43ta5sx
8(A)	Intro to Office Prod.- Howard	mmwjbkl
8(A)	Visual Arts- Bowden	r6hdgqd
8(A)	General Music- King	emgrn3m
8(A)	Exploring Environ. -Hodges	eqor2hr
8(A)	Band- Johnson	x75vbki

Section	Subject/Teacher	Google Class Code
8(A)	English Second Language- Kirkley	qj4f5ez
8(A)	Library Assistant - Kinlaw	n6pjy



Parent Contact Information Practice Assignment

-Go to your 1st Block Google Classroom → This is also your homeroom!

-Go to the Classwork Tab

-Click on Parent Contact Information.

-Then, click on the Parent Contact information link. This will take you to a Google Form. Please complete all sections and then submit.

Google Chat

-Students will use Google chat to speak with their teachers outside of live lessons.

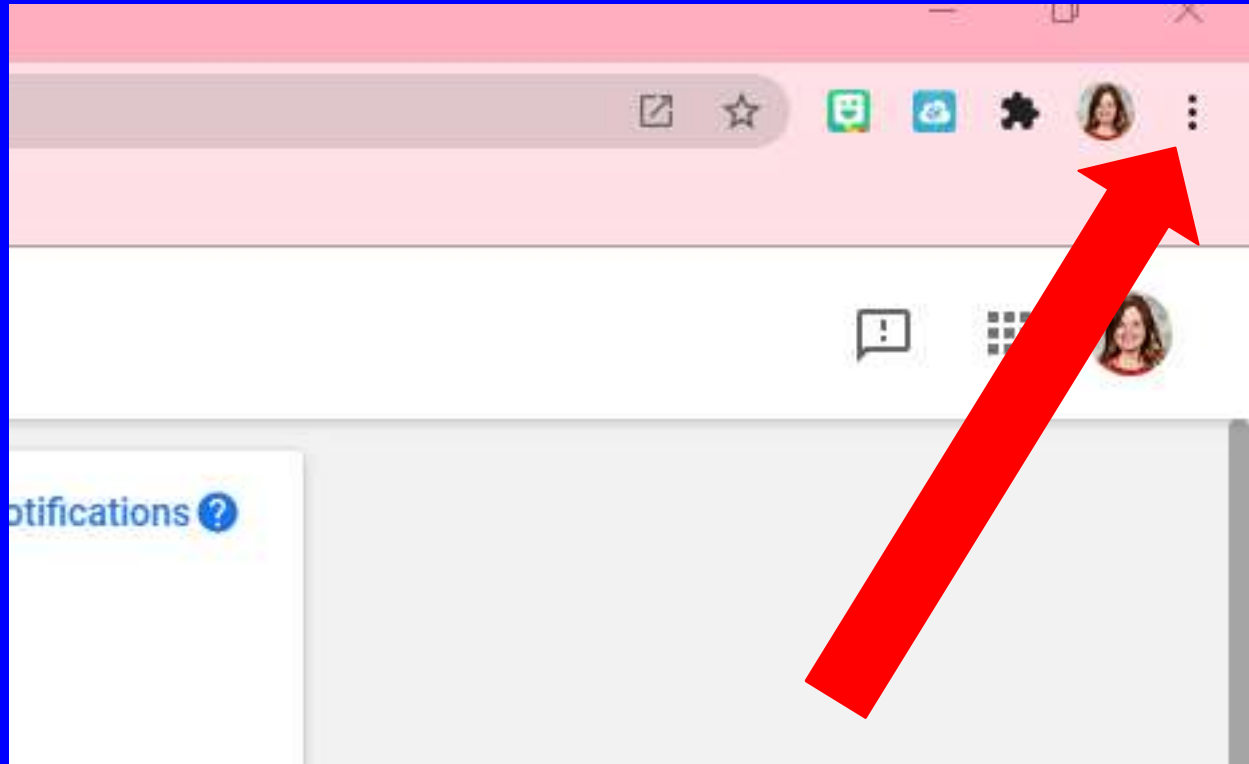


-Students need to download Google Chat to their desktop!

-There is also a Google Chat app for your smartphone!

Google Chat

Install on Desktop!
Have this open on
your computer
everyday for easy
access to your
teachers!



Google Drive

-Google Drive is where students will save all of their classwork files.

-If possible, students should download the Google Drive app on their phone to make sending pictures of work to teachers easier.





CLUBS YOU MAY WANT TO JOIN

★ MMS BIBLE CLUB

CODE:

jmvavuno

★ FFA (only for Mrs.

Hodge's students) :

vjkj3ek



Remind Code

Text @Hhgardmms to 81010 to join
the Class of 2026 Remind for
updates.



Let's Recap!

1. You will login to Classlink every morning (bookmark this page!).
2. From classlink you will go to Google Classroom.
3. You will follow your schedule in order everyday for live lessons and assignments.
4. All of your lessons and assignments will be found in each teachers Google Classroom. Find your assignments using the classwork tab!
5. If you need to ask your teacher a question or have a need to discuss with your teacher, please do so!

Match Wellness



Make sure if you have PE in the first semester to grab a Match Wellness book. You will need this to complete assignments!



Paperwork

- ★ MAKE SURE PAPERWORK IS FILLED OUT COMPLETELY!
- ★ Most important form to have filled out completely and correctly is the Student Information Sheet. This sheet should be filled out front and back!
- ★ Make sure all sheets in handbook are filled out and torn out!
- ★ If you need extra time, please let us know!



Exit Instructions

- Turn in all paperwork from the back of the student handbook in bins by the door before leaving!
 - First bin is for SEL notecards
 - 2nd bin is for all other paperwork.
- You may keep your schedule, handbook, papers in the front of the handbook, copy of today's presentation, and your computer login information (blue sheet)
- If you need extra time, please let us know.
- We will release one table at the time. Please exit through the back doors of the gym.