



Listening. Learning. Leading.®

California Assessment of Student Performance and Progress (CAASPP)

2015 CAASPP Student Score Reports

Sulphur Springs Union School District Parent Information

September 2015





What is the CAASPP?

- * CAASPP stands for the California Assessment of Student Performance and Progress.
- * CAASPP is the new state test that students in 3rd-6th grade took last spring.



Who took the CAASPP?

- * The CAASPP assessments:
 - SBAC Assessments-3rd-6th graders
 - * English Language Arts
 - * Math
 - CST/CMA/CAPA Test- 5th graders
 - * Science
 - CA Alternate Test - identified 3rd-6th grade special education students



Facts about the SBAC

* SBAC :

- online assessment
- measures student's mastery of grade level CA standards in ELA and math
- two components:
 - * computer adaptive
 - * performance task
- students must show how they came to their answer





Will parents receive scores?

- * In the past students in CA took the CST assessment. Parents received their child's results in the mail after school started.
- * Parents will receive their child's SBAC scores in the mail by fall break.



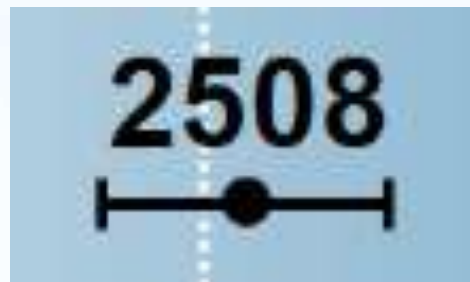
Components of student score report

- * SBAC :
 - student score report looks different:
 - * scale score
 - * achievement level
 - * claim information
 - cannot compare SBAC scores with previous CST scores
 - baseline information this year



Scale Scores

- Range is from 2,000 to 3,000
- Dot shows student's scale score (2508)
- Bar shows where the student's scores may fall if student takes the same test again
- This is the score to look for next year to show student's growth.



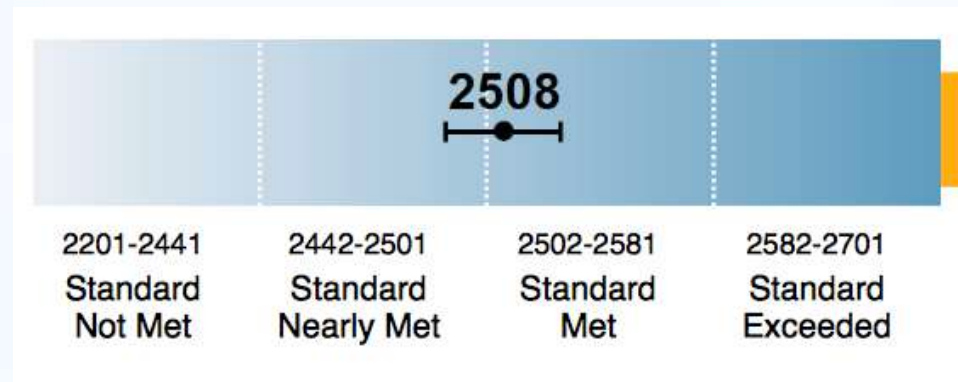
Achievement Levels

- Achievement level classifications based on overall scores:

Achievement Levels

| | |
|-------------------|--------------------------|
| LEVEL 4 | Exceeded the Standard |
| LEVEL 3 | Met the Standard |
| LEVEL 2 | Nearly Met the Standard |
| LEVEL 1 | Has Not Met the Standard |

Student Report Sample



Claim Scores

- more specific information about your child's English Language Arts and math skills
- ELA has 4 claims:
 - * Reading
 - * Writing
 - * Listening
 - * Research/Inquiry
- Math has 3 claims:
 - * Problem Solving & Modeling/Data Analysis
 - * Concepts & Procedures
 - * Communicating Reasoning



Claim Scores

- Scores for claims are:
 - * Above Standard
 - * At or Near Standard
 - * Below Standard

- Claim scores provide more specific information in each subject area



Claim Score Sample

| AREA | PERFORMANCE |
|--|----------------------------|
| Reading <i>Demonstrating understanding of literary and non-fiction texts</i> | Above Standard |
| Writing <i>Producing clear and purposeful writing</i> | Above Standard |
| Listening <i>Demonstrating effective communication skills</i> | At or Near Standard |
| Research/Inquiry <i>Investigating, analyzing and presenting information</i> | Above Standard |



Elements of the Student Score Report

Front Page

Back Page

caaspp California Assessment of Student Performance and Progress
STUDENT SCORE REPORT
Using Assessments to Help Students Learn

LOCAL ID #: 99999999
STUDENT #: 99999999
GRADE: 5

DATE OF BIRTH: 04/01/2005
TEST DATE: Spring 2015

Dear Parent/Guardian of Juan Martinez:
The 2015 California Assessment of Student Performance and Progress (CAASPP) included new tests in English language arts/literacy and mathematics. These new, on-line assessments replaced former tests in these subject areas to provide better information and help students learn.

New assessments are part of California's comprehensive plan for supporting high-quality teaching and learning, which includes more challenging academic standards in English language arts/literacy and mathematics designed to foster college and career readiness. This report shows Juan's achievement on these new tests. The scores should not be compared to results from the Standardized Testing and Reporting (STAR) program tests in these subject areas. Because this is the first year that all California students in grades 3-8 and 11 are taking these new tests, Juan's overall scores may be viewed as a basis from which to compare his performance in future years. Additionally, children in grades 3, 8, or 10 took a side-by-side test. Juan's results on California's science assessment can be found on the back of this report.

For a complete picture of your child's progress, I encourage you to discuss these results with Juan's teacher(s).

Sincerely,
Tom Toribara
Tom Toribara
State Superintendent of Public Instruction

1

2

Juan's Results on California's Assessments

ENGLISH LANGUAGE ARTS/LITERACY
Juan's overall score is: **2508**




Juan met the achievement standard and demonstrated the knowledge and skills in English language arts/literacy needed for success in future coursework.

Juan's performance on the four areas that comprise this overall score can be seen on the back of this report.

4

MATHEMATICS
Juan's overall score is: **2279**



Juan did not meet the achievement standard and needs substantial improvement to demonstrate the knowledge and skills in mathematics needed for success in future coursework.

Juan's performance on the three areas that comprise this overall score can be seen on the back of this report.

The bar around a score indicates the extent to which the score might have been different had the test been taken again.
More information about Juan's scores can be found on the back of this report.

To learn more about these tests, visit the CAASPP Summative Assessments Web page at <http://www.cde.ca.gov/ta/tb/ta/bacsummative.asp>. Find complete results for schools, local education agencies (LEAs), and statewide at <http://www.cde.ca.gov/ta/tb/ta/bacsummative.asp> and your School Accountability Report Card (SARC) on the CDE SARC Web page at <http://www.cde.ca.gov/ta/tb/ta/bacsummative.asp> or ask for a copy of the SARC at your child's school.

Your Guide to Juan's California Assessment of Student Performance and Progress (CAASPP) Score Report

California Department of Education (CDE)

5

A New Kind of Test for Juan; a New Kind of Report for You

The CAASPP English language arts/literacy (ELA) and mathematics tests that Juan took in the spring more broadly reflect California's state-adopted content standards than California's old tests, with content that will be needed to prepare students for college and the 21st century job market. These new tests contain a wider variety of questions than traditional multiple-choice tests and include tasks and test items that require students to explain how they solve problems. The new tests allow students to demonstrate analytical writing, critical thinking, and problem-solving skills along with their knowledge of facts in ELA and mathematics.

These new tests in ELA and mathematics also have a different scoring scale. Because they are based on different academic standards, these scores cannot be compared with scores from the Standardized Testing and Reporting (STAR) Program tests in ELA and mathematics.

These results are one measure of Juan's academic performance and provide limited information. Like any important measure of your child's performance, they should be viewed with other available information—such as classroom tests, assignments, and grades—and they may be used to help guide a conversation with Juan's teacher about how to progress in ELA and mathematics.

During this time of transition to new assessments, you will see additional changes in this report next year. California may also develop new assessments in other subjects, including, but not limited to science and history and social science aligned to state-adopted content standards.

Juan's Results on California's Assessments

The following chart provides a further breakdown of Juan's overall scores, represented on the front of this report. Each of the following areas may be represented as Above Standard, At or Near Standard, or Below Standard. To learn more about these tests, visit CAASPP Summative Assessments Web page at <http://www.cde.ca.gov/ta/tb/ta/bacsummative.asp>.

ENGLISH LANGUAGE ARTS/LITERACY
Juan's overall score is: **2508**

| AREA | PERFORMANCE |
|---|----------------------------|
| Reading Demonstrating understanding of literary and non-fiction texts | Above Standard |
| Writing Producing clear and purposeful writing | At or Near Standard |
| Listening Demonstrating effective communication skills | At or Near Standard |
| Research/Inquiry Investigating, analyzing and presenting information | Below Standard |

MATHEMATICS
Juan's overall score is: **2279**

| AREA | PERFORMANCE |
|---|-----------------------|
| Problem Solving & Modeling/Data Analysis Using appropriate tools and strategies to solve real-world and mathematical problems | Above Standard |
| Concepts & Procedures Applying mathematical concepts and procedures | Below Standard |
| Communicating Reasoning Demonstrating ability to support mathematical conclusions | Below Standard |

6

7

Juan's Results on California Standards Test

SCIENCE
Juan's score is **267** – Far Below Basic



Juan's score of 267 is in the Far Below Basic level on California Standards Test for science.

To meet federal test requirements, California administered the California Standards Test for science to all students in grades 5, 8, and 10. This test is not aligned with California's recently adopted Next Generation Science Standards (NGSS). Assessments based on these standards are being developed.

8



Elements of the Student Score Report

Front Page



STUDENT SCORE REPORT

Using Assessments to Help Students Learn

LOCAL ID #: 999999999
STUDENT #: 999999999 DATE OF BIRTH: 04/01/2005
GRADE: 5 TEST DATE: Spring 2015



FOR THE PARENT/GUARDIAN OF:
JUAN MARTINEZ
1234 MAIN STREET
YOUR CITY, CA 12345

SCHOOL: California Middle School
LEA: California Unified

Dear Parent/Guardian of Juan Martinez:

The 2015 California Assessment of Student Performance and Progress (CAASPP) included new tests in English language arts/literacy and mathematics. These new, online assessments replaced former tests in these subject areas to provide better information and help students learn.

New assessments are part of California's comprehensive plan for supporting high-quality teaching and learning, which includes more challenging academic standards in English language arts/literacy and mathematics designed to foster college and career readiness. This report shows Juan's achievement on these new tests. The scores should not be compared to results from the Standardized Testing and Reporting (STAR) program tests in these subject areas. Because this is the first year that all California students in grades 3-8 and 11 are taking these new tests, Juan's overall scores may be viewed as a basis from which to compare his performance in future years.

Additionally, children in grades 5, 8, or 10 took a science test. Juan's results on California's science assessment can be found on the back of this report.

For a complete picture of your child's progress, I encourage you to discuss these results with Juan's teacher(s).

Sincerely,

Tom Torlakson,
State Superintendent of Public Instruction



Juan's Results on California's Assessments

ENGLISH LANGUAGE ARTS/LITERACY

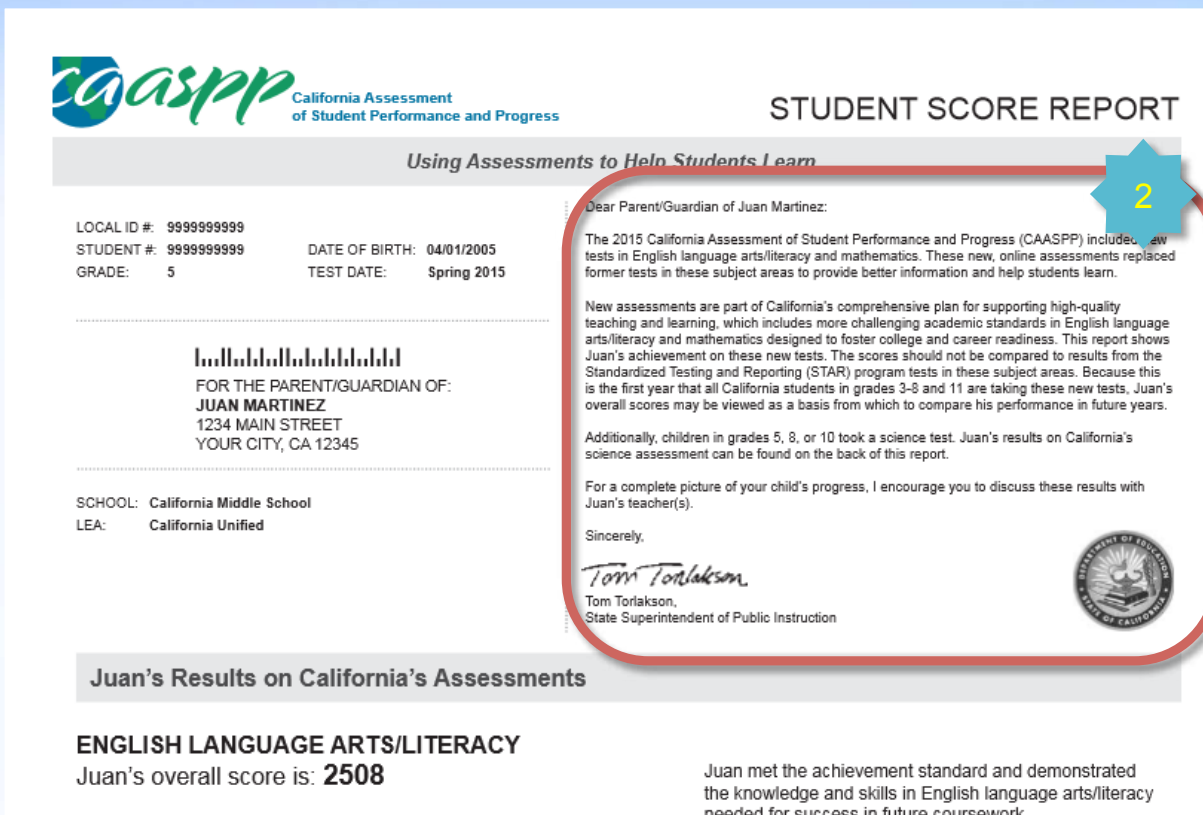
Juan's overall score is: **2508**

Juan met the achievement standard and demonstrated the knowledge and skills in English language arts/literacy needed for success in future coursework.



Elements of the Student Score Report

Front Page



caaspp California Assessment of Student Performance and Progress

STUDENT SCORE REPORT

Using Assessments to Help Students Learn

LOCAL ID #: 9999999999 DATE OF BIRTH: 04/01/2005
 STUDENT #: 9999999999 TEST DATE: Spring 2015
 GRADE: 5

FOR THE PARENT/GUARDIAN OF:
JUAN MARTINEZ
 1234 MAIN STREET
 YOUR CITY, CA 12345

SCHOOL: California Middle School
 LEA: California Unified

Dear Parent/Guardian of Juan Martinez:


The 2015 California Assessment of Student Performance and Progress (CAASPP) included new tests in English language arts/literacy and mathematics. These new, online assessments replaced former tests in these subject areas to provide better information and help students learn.

New assessments are part of California's comprehensive plan for supporting high-quality teaching and learning, which includes more challenging academic standards in English language arts/literacy and mathematics designed to foster college and career readiness. This report shows Juan's achievement on these new tests. The scores should not be compared to results from the Standardized Testing and Reporting (STAR) program tests in these subject areas. Because this is the first year that all California students in grades 3-8 and 11 are taking these new tests, Juan's overall scores may be viewed as a basis from which to compare his performance in future years.

Additionally, children in grades 5, 8, or 10 took a science test. Juan's results on California's science assessment can be found on the back of this report.

For a complete picture of your child's progress, I encourage you to discuss these results with Juan's teacher(s).

Sincerely,
Tom Torlakson
 Tom Torlakson,
 State Superintendent of Public Instruction



Juan's Results on California's Assessments

ENGLISH LANGUAGE ARTS/LITERACY
 Juan's overall score is: **2508**

Juan met the achievement standard and demonstrated the knowledge and skills in English language arts/literacy needed for success in future coursework.



Elements of the Student Score Report


Front Page

3

Juan's Results on California's Assessments

ENGLISH LANGUAGE ARTS/LITERACY

Juan's overall score is: **2508**



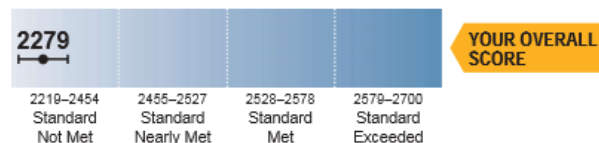
Juan met the achievement standard and demonstrated the knowledge and skills in English language arts/literacy needed for success in future coursework.

This new test is more difficult and is based on new academic standards. For this reason, do not compare Juan's score on this test with Juan's performance on English language arts/literacy tests from previous years.

Juan's performance on the four areas that comprise this overall score can be seen on the back of this report.

MATHEMATICS

Juan's overall score is: **2279**



Juan did not meet the achievement standard and needs substantial improvement to demonstrate the knowledge and skills in mathematics needed for success in future coursework.

This new test is more difficult and is based on new academic standards. For this reason, do not compare Juan's score on this test with Juan's performance on mathematics tests from previous years.

Juan's performance on the three areas that comprise this overall score can be seen on the back of this report.

The bar around a score indicates the extent to which the score might have been different had the test been taken again.

More information about Juan's scores can be found on the back of this report.

To learn more about these tests, visit the CAASPP Summative Assessments Web page at <http://www.cde.ca.gov/ta/tg/sa/sabacaassummative.asp>. Find complete results for schools, local education agencies (LEAs), and statewide at <http://www.cde.ca.gov/ta/tg/sa/> and your School Accountability Report Card (SARC) on the CDE SARC Web page at <http://www.cde.ca.gov/ta/ac/sar/> or ask for a copy of the SARC at your child's school.



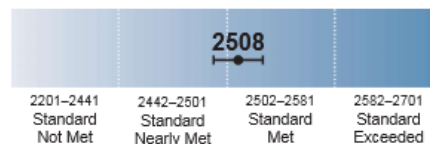
Elements of the Student Score Report

Front Page

Juan's Results on California's Assessments

ENGLISH LANGUAGE ARTS/LITERACY

Juan's overall score is: **2508**



YOUR OVERALL SCORE

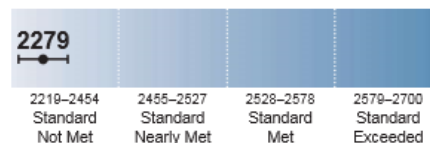
Juan met the achievement standard and demonstrated the knowledge and skills in English language arts/literacy needed for success in future coursework.

This new test is more difficult and is based on new academic standards. For this reason, do not compare Juan's score on this test with Juan's performance on English language arts/literacy tests from previous years.

Juan's performance on the four areas that comprise this overall score can be seen on the back of this report.

MATHEMATICS

Juan's overall score is: **2279**



YOUR OVERALL SCORE

Juan did not meet the achievement standard and needs substantial improvement to demonstrate the knowledge and skills in mathematics needed for success in future coursework.

This new test is more difficult and is based on new academic standards. For this reason, do not compare Juan's score on this test with Juan's performance on mathematics tests from previous years.

Juan's performance on the three areas that comprise this overall score can be seen on the back of this report.

The bar around a score indicates the extent to which the score might have been different had the test been taken again.

More information about Juan's scores can be found on the back of this report.

To learn more about these tests, visit the CAASPP Summative Assessments Web page at <http://www.cde.ca.gov/ta/tg/aa/sbacaassummative.asp>. Find complete results for schools, local education agencies (LEAs), and statewide at <http://www.cde.ca.gov/ta/tg/aa/> and your School Accountability Report Card (SARC) on the CDE SARC Web page at <http://www.cde.ca.gov/ta/ac/sar/> or ask for a copy of the SARC at your child's school.

4

Elements of the Student Score Report

Back Page

Your Guide to Juan's California Assessment of Student Performance and Progress (CAASPP) Score Report

California Department of Education (CDE)



A New Kind of Test for Juan; a New Kind of Report for You

The CAASPP English language arts/literacy (ELA) and mathematics tests that Juan took in the spring more broadly reflect California's state-adopted content standards than California's old tests, with content that will be needed to prepare students for college and the 21st century job market. These new tests contain a wider variety of questions than traditional multiple-choice tests and include tasks and test items that require students to explain how they solve problems. The new tests allow students to demonstrate analytical writing, critical thinking, and problem solving skills along with their knowledge of facts in ELA and mathematics.

These new tests in ELA and mathematics also have a different scoring scale. Because they are based on different academic standards, these scores cannot be compared with scores from the Standardized Testing and Reporting (STAR) Program tests in ELA and mathematics.

These results are **one** measure of Juan's academic performance and provide limited information. Like any important measure of your child's performance, they should be viewed with other available information—such as classroom tests, assignments, and grades—and they may be used to help guide a conversation with Juan's teacher about how to progress in ELA and mathematics.

During this time of transition to new assessments, you will see additional changes in this report next year. California may also develop new assessments in other subjects, including, but not limited to science and history and social science aligned to state-adopted content standards.

Juan's Results on California's Assessments

The following chart provides a further breakdown of Juan's overall scores, represented on the front of this report. Each of the following areas may be represented as Above Standard, At or Near Standard, or Below Standard. To learn more about these tests, visit CAASPP Summative Assessments Web page at <http://www.cde.ca.gov/ta/tg/sa/sbacsummative.asp>.

ENGLISH LANGUAGE ARTS/LITERACY

Juan's overall score is: **2508**

| AREA | PERFORMANCE |
|---|---------------------|
| Reading <i>Demonstrating understanding of literary and non-fiction texts</i> | Above Standard |
| Writing <i>Demonstrating understanding of content</i> | At or Near Standard |

MATHEMATICS

Juan's overall score is: **2279**

| AREA | PERFORMANCE |
|---|----------------|
| Problem Solving & Modeling/Data Analysis <i>Using appropriate tools and strategies to solve real world and mathematical problems</i> | Above Standard |



Elements of the Student Score Report

Back Page

Juan's Results on California's Assessments

The following chart provides a further breakdown of Juan's overall scores, represented on the front of this report. Each of the following areas may be represented as Above Standard, At or Near Standard, or Below Standard. To learn more about these tests, visit CAASPP Summative Assessments Web page at <http://www.cde.ca.gov/ta/tg/isa/sbacsummative.asp>.

ENGLISH LANGUAGE ARTS/LITERACY

Juan's overall score is: **2508**

| AREA | PERFORMANCE |
|--|----------------------------|
| Reading <i>Demonstrating understanding of literary and non-fiction texts</i> | Above Standard |
| Writing <i>Producing clear and purposeful writing</i> | At or Near Standard |
| Listening <i>Demonstrating effective communication skills</i> | At or Near Standard |
| Research/Inquiry <i>Investigating, analyzing and presenting information</i> | Below Standard |



MATHEMATICS


Juan's overall score is: **2279**

| AREA | PERFORMANCE |
|--|-----------------------|
| Problem Solving & Modeling/Data Analysis <i>Using appropriate tools and strategies to solve real world and mathematical problems</i> | Above Standard |
| Concepts & Procedures <i>Applying mathematical concepts and procedures</i> | Below Standard |
| Communicating Reasoning <i>Demonstrating ability to support mathematical conclusions</i> | Below Standard |

Juan's Results on California Standards Test

SCIENCE

Juan's score is **267 – Far Below Basic**



Juan's score of 267 is in the Far Below Basic level on California Standards Test for science.

To meet federal test requirements, California administered the California Standards Test for science to all students in grades 5, 8, and 10. This test is not aligned with California's recently adopted Next Generation Science Standards (NGSS). Assessments based on these standards are being developed.



Elements of the Student Score Report

Back Page

Juan's Results on California's Assessments

The following chart provides a further breakdown of Juan's overall scores, represented on the front of this report. Each of the following areas may be represented as Above Standard, At or Near Standard, or Below Standard. To learn more about these tests, visit CAASPP Summative Assessments Web page at <http://www.cde.ca.gov/ta/tg/sa/sbacsummative.asp>.

ENGLISH LANGUAGE ARTS/LITERACY

Juan's overall score is: **2508**

| AREA | PERFORMANCE |
|--|----------------------------|
| Reading <i>Demonstrating understanding of literary and non-fiction texts</i> | Above Standard |
| Writing <i>Producing clear and purposeful writing</i> | At or Near Standard |
| Listening <i>Demonstrating effective communication skills</i> | At or Near Standard |
| Research/Inquiry <i>Investigating, analyzing and presenting information</i> | Below Standard |

MATHEMATICS

Juan's overall score is: **2279**


| AREA | PERFORMANCE |
|--|-----------------------|
| Problem Solving & Modeling/Data Analysis <i>Using appropriate tools and strategies to solve real world and mathematical problems</i> | Above Standard |
| Concepts & Procedures <i>Applying mathematical concepts and procedures</i> | Below Standard |
| Communicating Reasoning <i>Demonstrating ability to support mathematical conclusions</i> | Below Standard |



Juan's Results on California Standards Test

SCIENCE

Juan's score is **267 – Far Below Basic**



Juan's score of 267 is in the Far Below Basic level on California Standards Test for science.

To meet federal test requirements, California administered the California Standards Test for science to all students in grades 5, 8, and 10. This test is not aligned with California's recently adopted Next Generation Science Standards (NGSS). Assessments based on these standards are being developed.



Elements of the Student Score Report:

Science Grades 5

Back Page

Juan's Results on California's Assessments

The following chart provides a further breakdown of Juan's overall scores, represented on the front of this report. Each of the following areas may be represented as Above Standard, At or Near Standard, or Below Standard. To learn more about these tests, visit CAASPP Summative Assessments Web page at <http://www.cde.ca.gov/ta/tg/sa/sbacsummative.asp>.

ENGLISH LANGUAGE ARTS/LITERACY

Juan's overall score is: **2508**

| AREA | PERFORMANCE |
|--|----------------------------|
| Reading <i>Demonstrating understanding of literary and non-fiction texts</i> | Above Standard |
| Writing <i>Producing clear and purposeful writing</i> | At or Near Standard |
| Listening <i>Demonstrating effective communication skills</i> | At or Near Standard |
| Research/Inquiry <i>Investigating, analyzing and presenting information</i> | Below Standard |

MATHEMATICS

Juan's overall score is: **2279**


| AREA | PERFORMANCE |
|--|-----------------------|
| Problem Solving & Modeling/Data Analysis <i>Using appropriate tools and strategies to solve real world and mathematical problems</i> | Above Standard |
| Concepts & Procedures <i>Applying mathematical concepts and procedures</i> | Below Standard |
| Communicating Reasoning <i>Demonstrating ability to support mathematical conclusions</i> | Below Standard |

8

Juan's Results on California Standards Test

SCIENCE

Juan's score is **267 – Far Below Basic**



Juan's score of 267 is in the Far Below Basic level on California Standards Test for science.

To meet federal test requirements, California administered the California Standards Test for science to all students in grades 5, 8, and 10. This test is not aligned with California's recently adopted Next Generation Science Standards (NGSS). Assessments based on these standards are being developed.



A Few Important Reminders

- SBAC scores are just **one measurement** of student achievement
- Need to combine with other academic information such as daily work, classroom assessments, report cards that also inform us about student achievement
- Save your child's score report because next year you will be able to compare scores.





Understanding your child's score report

<https://www.youtube.com/watch?v=FQi4qlOCrmk&feature=youtu.be>





Questions

Please see your child's teacher about specific questions regarding your child's academic achievement.

