



# Monroe Township Middle School

6th Grade Orientation | June 2022

# MONROE TOWNSHIP MISSION STATEMENT



The Monroe Public Schools in collaboration with the members of the community shall ensure that all children receive an exemplary education by well trained committed staff in a safe and orderly environment.

# Monroe Township

Ms. Chari Chanley, Acting-Superintendent of Schools

Dr. Adam Layman, Assistant Superintendent

Ms. Laura Allen, Acting Business Administrator

## Board of Education

Ms. Chrissy Skurbe, Board President

Ms. Karen Bierman, Board Vice President

Ms. Michele Arminio

Ms. Kathleen Belko

Ms. Gazala Bohra

Mr. Ken Chiarella

Ms. Katie Fabiano

Mr. Adi Nikitinsky

Ms. Kate Rattner

Mr. Paul Rutsky, Jamesburg Representative

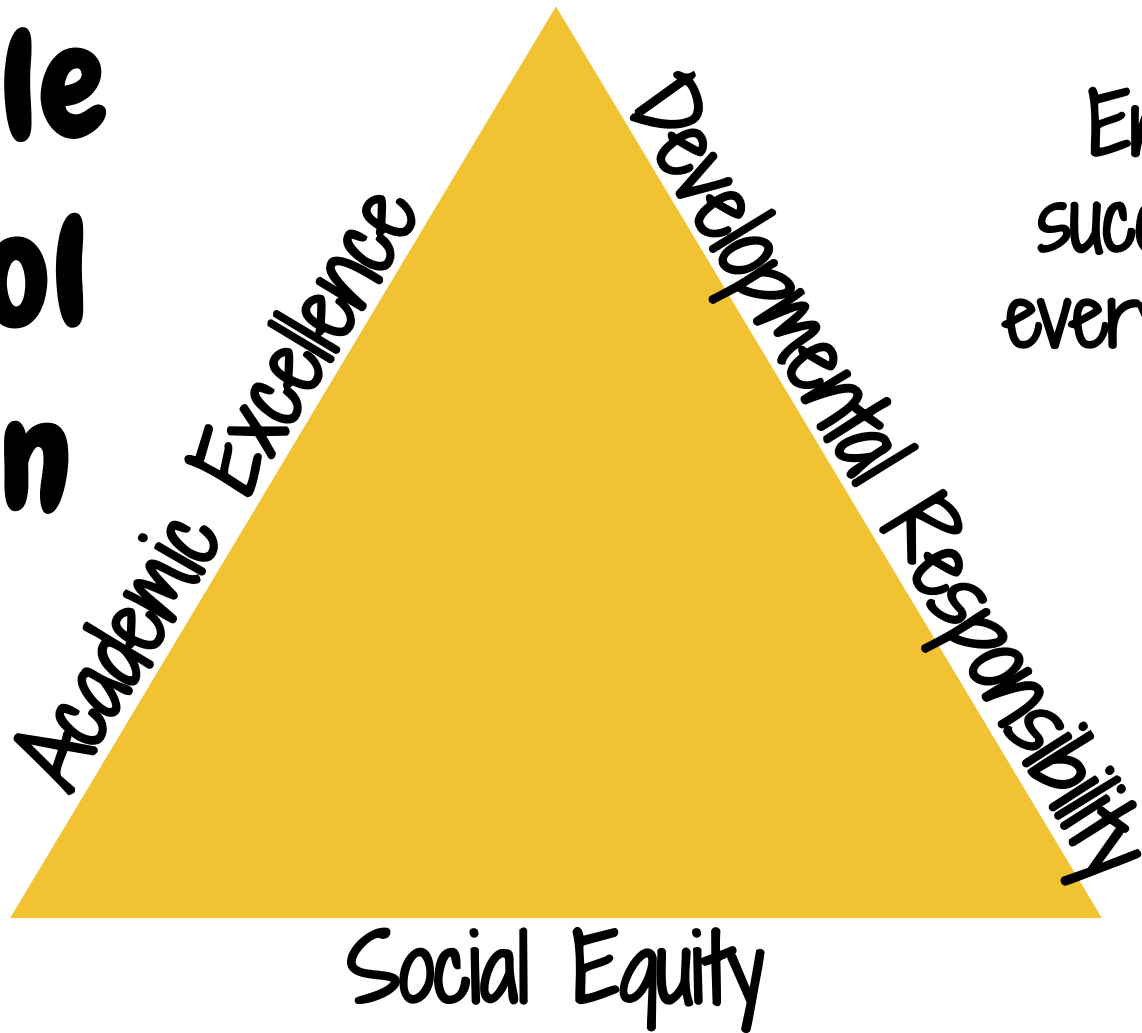


**MONROE TOWNSHIP  
SCHOOL DISTRICT**

# MTMS SUPPORT TEAM

- Dr. Higgins, Acting Principal
- Mr. Sidler, Acting Principal
- Ms. Smith, Vice Principal
- Ms. Francis, Acting Vice Principal
- Ms. Crawford, School Counselor
- Ms. Granger, School Counselor
- Ms. Ladd, School Counselor
- Ms. Force, School Nurse
- Ms. Realmuto, School Nurse
- Ms. Rafael, Social Worker
- Ms. Zettell, Learning Disabilities Teacher Consultant
- Ms. Schwartz, School Psychologist
- Ms. Snyder, School Psychologist
- Ms. Crecca, Social Worker
- Ms. Waggner, Learning Disabilities Teacher Consultant
- Ms. Burdette, Speech Therapist
- Ms. Campbell, Speech Therapist

# Middle School Vision



Ensuring  
success for  
every student!

# School Counselors



**Meghan Granger:** Last names A- G

- Room: 100-D



**Melissa Ladd:** Last names H-Par

- Room: 100-C



**Jessica Crawford:** Last names Pat- Z

- Room: 108-H

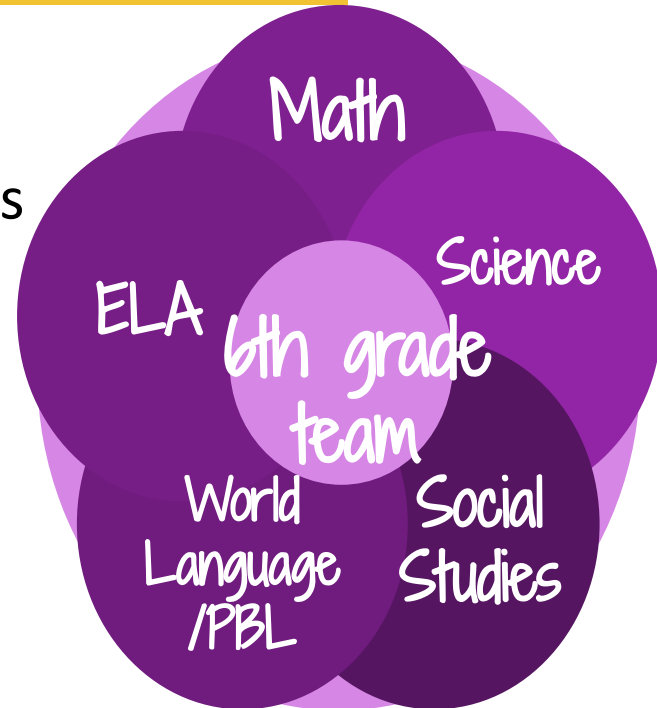
# School Counseling Services



- **Individual counseling**
  - Academic planning
  - Career guidance
  - Conflict resolution
  - Social emotional coping skills
- **Group Counseling** based on identified needs  
(examples: mindfulness, changing families, new student group, etc)
- **Classroom lessons**
  - Fixed vs. growth mindset
  - Restorative circles
  - Diversity/cultural awareness
- **Crisis response services**
- **Community based referrals**
  - long term counseling interventions/community resources

# Schedule Overview

- 6 teams in sixth grade
- Each team consists of 5 core content areas
- About 56 minutes per course
- Average class size 25-30 students
- One bell schedule for the entire school
- Cycles in the 6th grade





# Why do we team?

- Gives students a sense of identity and belonging
- Allows the teachers to get to know the students personally throughout the year
- Convenient to meet with parents as a team
- Provides structure: team name, mission statement, beliefs, theme, goals, recognition, activities, interdisciplinary units, subject integrations, philosophy, policy, communication



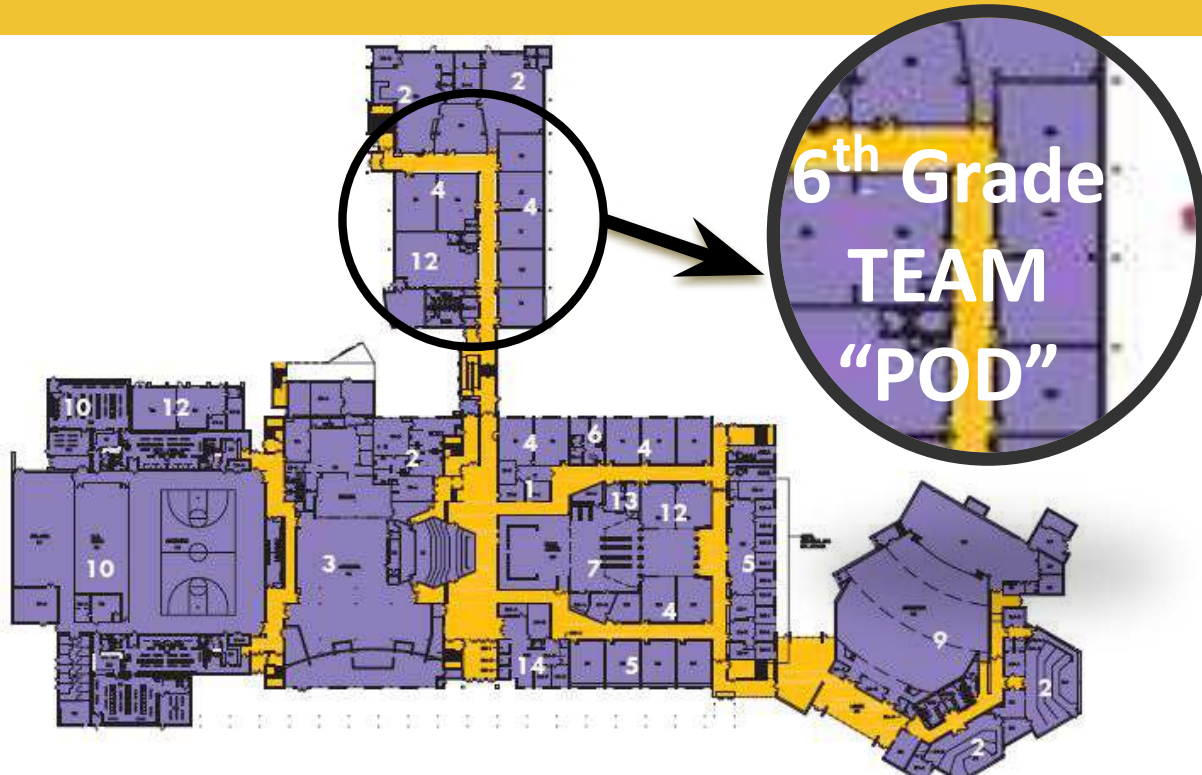
# Sixth Grade Teams



Team Vista



# MTMS Floor Plan - 1st Floor



# MTMS Programs

- In-class support/resource
- Autistic/multiple disabled/language learning disabled
- Accelerated mathematics
- Project Based Learning (PBL) Mathematics
- Advancement Via Individual Determination (AVID)
- Language Advantage Program (LAP)
- Mathematics Advantage Program (MAP)
- World Language
- Talented and Gifted (TAG)
- Basic Skills
- Math Academic Center (MAC)
- After school clubs
- Sports

6th Grade Team MP 1 and 3				6th Grade Team MP 2 and 4			
Period	Time	A	B	Period	Time	A	B
<b>1</b>	<b>8:10 - 8:14</b>	Homeroom	Homeroom	<b>1</b>	<b>8:10 - 8:14</b>	Homeroom	Homeroom
	<b>8:14 - 9:08</b>	Math	Math		<b>8:14 - 9:08</b>	Math	Math
<b>2</b>	<b>9:11 - 10:06</b>	Cycle	PE	<b>2</b>	<b>9:11 - 10:06</b>	Cycle	PE
<b>3</b>	<b>10:09 -11:04</b>	Science	Science	<b>3</b>	<b>10:09 -11:04</b>	Science	Science
<b>4</b>	<b>11:07- 11:37</b>	Lunch	Lunch	<b>4</b>	<b>11:07- 11:37</b>	Lunch	Lunch
<b>5</b>	<b>11:40-12:35</b>	Social Studies	Social Studies	<b>5</b>	<b>11:40-12:35</b>	Social Studies	Social Studies
<b>6</b>	<b>12:38-1:33</b>	World Language	World Language	<b>6</b>	<b>12:38-1:33</b>	Project Based Learning Math	Project Based Learning Math
<b>7</b>	<b>1:36-2:31</b>	ELA	ELA	<b>7</b>	<b>1:36-2:31</b>	ELA	ELA
	<b>2:31-2:39</b>	Dismissal	Dismissal		<b>2:31-2:39</b>	Dismissal	Dismissal

# What is Project Based Learning for Math?

- Two 9-week sessions
- Alternate marking periods with World Language
- Inquiry based with culminating projects
- State standards curriculum
- Facilitated by math teacher



# Sixth Grade Cycle Programs

The sixth grade students will participate in a cycle program with the goal of increasing their knowledge and appreciation of the arts as well as exposing them to the disciplines from which they will be able to choose electives in their 7th and 8th grade years.



Computers  
General Music  
Library  
Industrial Arts



# Band & Chorus

---

## 6th Grade

- Zero period for **Band** only
- Full year cycle for **Chorus** only

## 7th/8th Grade

- Students take Band or Chorus as a **full year elective**
- Rotating pull-out and a zero period component



# Summer Math Review Packets



“Most students lose about TWO MONTHS of grade level equivalency in mathematical computation skills over the summer months (Cooper, 1996).”

“...Students typically score lower on standardized tests at the end of summer vacation than they do on the same tests at the beginning of the summer (White, 1906; Heyns, 1978; Entwisle & Alexander 1992; Cooper, 1996; Downey et al, 2004).”

# Objectives

Prepare

students by strengthening prerequisite skills

Review

conceptual and procedural knowledge

Align

to Common Core State Standards

Avoid

the “summer slide” & fall re-teaching



# Summer Reading

The more students read, the greater their academic outcomes; it really is that simple. Keep students reading during the summer by:

- Using district summer reading lists for suggestions of high-interest, quality, award winning titles
- Create time and space for daily reading
- Visit the public library and ask for suggestions
- Start a series with the goal of finishing it this summer
- Listen to audiobooks and podcasts
- Get a magazine subscription
- Read different genres about the same topic
- Read the book then watch the movie
- Try a collection of poetry, short stories, or a play

Parents--you should be reading too!

# Summer Reading

---

Information will be sent home via Connect 5 and will be posted on the Middle School Website.

# Website, Communication & Social Media



MONROE TOWNSHIP MIDDLE SCHOOL  
Home of the Falcons

Translate Language | User Options

me Our Schools

Parent Access

Lunch Services

Calendar

Pupil Personnel Services

## Menus

- Team webpages
- Staff contacts
- Nurse
- Athletics

### SITE SHORTCUTS

- 21-22 A/B Day Calendar >
- MTMS Code of Conduct >
- Bell Schedules Effective 10/12 >
- Half-day schedule 2021-2022 >
- \*\*IMPORTANT PARENT INFO\*\* +
- Clever Link for MTMS Students >
- IPM 72 Hour Notice >
- 8th Grade Graduation Video June 2021 (Teams Icon, Senators & Spectrum) >

## Site shortcuts

- Calendar
- Code of Conduct
- Schedules
- Summer Assignments

# Website, Communication & Social Media

---

**Connect 5** – ensure your email is updated in genesis to receive Connect 5 notifications

**Parent Access** – a safe and secure way to view your child's school record for the current school year.

**MTMS is Green** - the website is your friend

# Website, Communication & Social Media

Through Parent Access you can view:

- Marking period, exams, final grades, interim reports, report cards, daily attendance record, teacher gradebook assignments and assignment grades for your child or children.
- To create a new account go to [www.monroe.k12.nj.us/Page/250](http://www.monroe.k12.nj.us/Page/250)
- If you have any trouble with your current account please contact Karen Rucando at [Karen.Rucando@monroe.k12.nj.us](mailto:Karen.Rucando@monroe.k12.nj.us)

# Home/School Partnership



**GOAL** – Welfare of all students. Direct communication between home and school is the only way to ensure the successful handling of all situations and concerns.



# Website, Communication & Social Media

---

Follow us on **Twitter** @MTMS\_falcons



and **Instagram** @mtmsfalcons



# Code of Conduct

- Proactive opportunity system
- Students are given three opportunities to change their behavior for low level infractions
- Teachers complete a detailed narrative of the infraction
- Students complete a student action plan to as part of a reflection
- Create citizens who know how to function under the set of rules set by a community

## Student Action Plan

(To be filled out by the student)

### Infraction #1

1. I own the following behavior that I have been displaying in this class:

---

---

---

---

2. My REASONS for this behavioral CHOICE is/are:

---

---

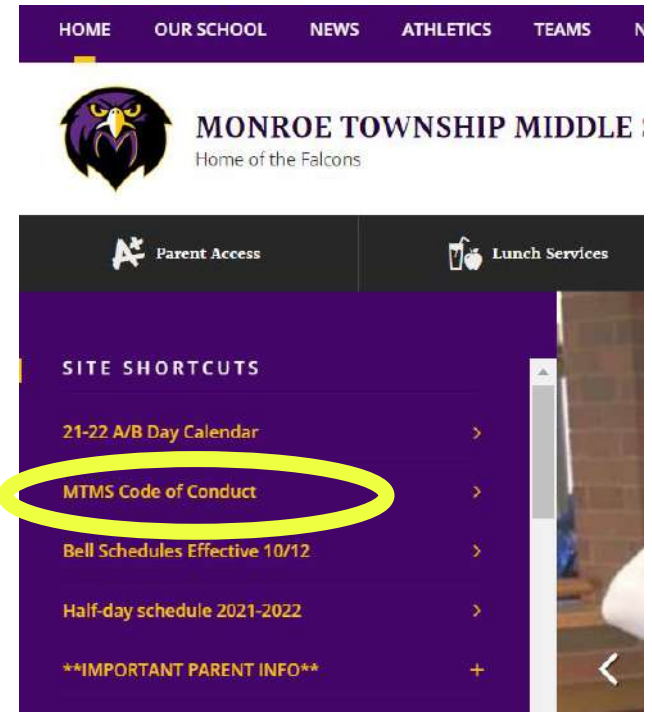
---

---

3. The only one who can CHANGE my behavior is ME. Therefore, I plan on the following strategies to help me take advantage of this opportunity to change my behavior.

# Code of Conduct

- After the third opportunity, for low level infractions, students are referred to administration for consequences
- Our detailed code of conduct can be found on our website under site shortcuts



# Cell Phone Policy



- As per state law, **cell phones are not permitted in school.**
- As indicated in the **code of conduct**,
  - **1st offense** - a student's phone is confiscated, the child may retrieve it from the main office at the end of the school day.
  - **2nd offense** - a student's phone is confiscated, **a parent must come retrieve the phone** after school.

**Please note:** Students always have access to a school telephone should they need to contact a parent for any reason. Student use of cell phones, (regardless of the reason) will result in the above outlined consequences.



# Social Media



- Sites and applications such as, Instagram, Snapchat, TikTok etc... should be used appropriately and we would ask your partnership by monitoring these at home.
- Taking photos of individuals without their permission is against the code of conduct.
- Posting photos of staff and/or students without permission is a major infraction.
- Posting derogatory statements against other students could result in bullying complaints being lodged by the offended individual(s).

# Social Media Misuse

---



Social Media  
Group chats  
Come into schools  
Insensitive words  
TikTok Challenges

# Notes from our Nurses



**6th Grade Immunizations:** The information related to State Mandated Immunizations is on our website. By this time, letters have gone out addressing this from our elementary schools. Please read the information and forward documentation when you receive it to our nurses.

**Reporting Lateness/Absence:** Your phone call to the school regarding lateness/absence is a safety measure for your child. Please call the school nurses before 9 AM each day of your child's absence. If you know ahead of time that your child will not be at school, let us know. The phone call will not suffice as an excuse. Consult our Absence Policy for further information.

# Notes from our Nurses (continued)



**Medication Procedures:** All students taking medicines in school or carrying emergency medicines must have written documentation from their physician on file in the nurse's office. There may be times when you do not have a form with you during a doctor's visit especially in case of illness. Always have the physician write an order for the school nurses in that situation outlining all of the specifics of the medicine that will be given. All forms are under the **Health Office link** on our website. Please call the nurses for further assistance.



# Drop Off Procedures

- **From 7:50am - 8:10am**, drop students off in the rear of building off of Davidson Road.
- **After 8:10am**, student drop off is at the front Main Entrance where they will sign in late at the security desk.

# Dismissal Procedures

- **Before 2:15pm**, you may sign your student out early.
- **After 2:15pm**, no one is allowed to enter the building unless you are picking up a student from the Nurse's Office or for emergency purposes.
- Parents **picking up at dismissal** will be in the back parking lot; security is present. You must park and pick up your child in person.
- For safety purposes, if a child is NOT picked up timely, all students must board their bus. No student can wait for parents upon bus departure. Once students board their bus, we can NOT remove them unless prior arrangements have been made.

# Emergency Contacts for Pick Ups

- Update your emergency contacts for pick up through Parent Access
- Parent notes are necessary if someone other than parents are picking up before 2:15pm
- **SUGGESTION** → Include a family member or close friend in addition to parent/guardian contacts

# Lockers & IDs



- Every student will receive a locker.
- Lockers are distributed as early as possible.
- Each team will set locker procedures to meet the needs of its students.

# Lockers & IDs



- IDs will be distributed at the beginning of the year
- Students will be **required** to wear or have their IDs on them at all times throughout the day
- IDs will be required to buy lunch, check into the nurse, guidance, media center, and bathrooms

# Parents as Partners



## Communication at the Middle School Level

- Open lines of communication are essential for success at all grade levels, especially at the middle school. We have several tools in place to ensure that information can be shared between the school and home settings.

# Questions & Concerns

- When questions or concerns arise regarding grading or anything classroom related, parents should first contact their child's teacher. Most questions or concerns can be addressed at this level. However, if further resolution is required, then it is logical to communicate with someone at the next level. A recommended **chain of command** is below:
  - Teacher
  - Counselor and/or case manager
  - Assistant Principal
  - Principal

**\*\* If you have a safety concern, please contact an administrator at your earliest convenience.\*\***

# Student Schedules



- All student schedules will be available via Parent Access in late August.
- Team newsletters will be posted on our MTMS website.
- Requests are not taken and schedules are final.
- Student agendas are provided and distributed during the first week of school.



# Law Enforcement Against Drugs & Violence



**L.E.A.D.<sup>®</sup>**  
LAW ENFORCEMENT AGAINST DRUGS & VIOLENCE  
*"On the Street and in the Classroom"*

# LEAD

DET. DALE DEGRAW, DET. STEPHEN DZEMA, OFC. PATRICK MCCANN  
MONROE TOWNSHIP POLICE DEPARTMENT  
DETECTIVE BUREAU





LEAD

- LAW
- Enforcement
- Against
- Drugs

# TOO GOOD Programs

- TOO GOOD FOR DRUGS  
KINDERGARTEN, 1<sup>ST</sup>, 2<sup>ND</sup>, 3<sup>RD</sup>, 4<sup>TH</sup> AND 5<sup>TH</sup>
- TOO GOOD FOR DRUGS  
6<sup>TH</sup>, 7<sup>TH</sup> AND 8<sup>TH</sup>
- TOO GOOD FOR VIOLENCE  
KINDERGARTEN, 1<sup>ST</sup>, 2<sup>ND</sup>, 3<sup>RD</sup>, 4<sup>TH</sup> AND 5<sup>TH</sup>
- TOO GOOD FOR VIOLENCE (SOCIAL PERSPECTIVES)  
6<sup>TH</sup>, 7<sup>TH</sup> AND 8<sup>TH</sup>
- TOO GOOD FOR DRUGS AND VIOLENCE  
HIGH SCHOOL



# TOO GOOD

## Overview



- ▶ Too Good puts Social and Emotional Learning to work through fun and interactive lessons, building the self confidence young people need to make healthy choices and achieve success.
- ▶ Too Good for Drugs and Too Good for Violence promote positive, pro-social attitudes and behaviors, while fostering healthy relationships, resistance to substance abuse and conflict, and resistance to negative peer pressure and influence.

# TOO GOOD FOR DRUGS



EVIDENCE BASED

RESEARCHED BASED

NATIONAL REGISTRY OF EVIDENCE BASED PROGRAMS AND PRACTICES (NREPP)

OFFICE OF JUVENILE JUSTICE AND DELINQUENCY PREVENTION (OJJDP)

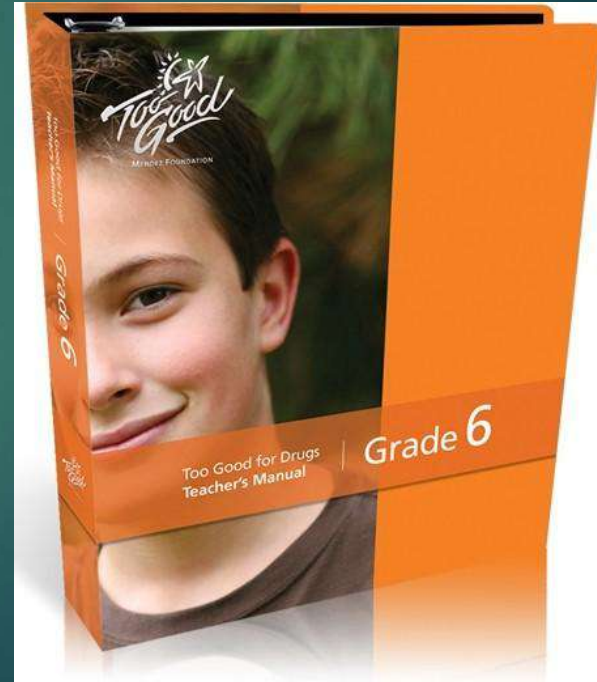
DEPARTMENT OF EDUCATION'S WHAT WORKS CLEARING HOUSE

PROMISING PRACTICE NETWORK: PROGRAMS THAT WORK

# 10 Week Program

## 6<sup>th</sup> Grade Curriculum

- GOAL SETTING
- DECISION MAKING
- EFFECTIVE COMMUNICATION
- BONDING AND RELATIONSHIPS
- IDENTIFYING AND MANAGING EMOTIONS
- ALCOHOL
- MARIJUANA
- TOBACCO
- PRESCRIPTION DRUGS
- OVER-THE-COUNTER MEDICATION





# Each of the TOO GOOD Programs Feature:

FULLY SCRIPTED LESSONS (10 FIFTY MINUTE LESSONS)

INTERACTIVE GAMES

AGE APPROPRIATE APPROACH

ENHANCED WORKBOOKS AND ACTIVITIES

ENHANCED COOPERATIVE LEARNING

BUILT IN CLASSROOM MANAGEMENT



# Positive Relationship

- POSITIVE BOND BETWEEN POLICE DEPARTMENT AND STUDENTS
- FACILITATE ACTIVE COMMUNICATION AND INTERACTION
- CREATE A HANDS-ON LEARNING ENVIRONMENT
- BUILD A STRONGER AND BETTER COMMUNITY



# Healthy Activities

- ▶ LEAD Graduation
- ▶ LEAD Field Day
  - ▶ Police cars
  - ▶ Ambulance
  - ▶ Fire trucks
  - ▶ K-9 demonstration
  - ▶ Helicopter demonstration
  - ▶ ID van
  - ▶ Field events
  - ▶ Food and raffles





[www.leadrugs.org](http://www.leadrugs.org)



[www.mendezfoundation.org](http://www.mendezfoundation.org)

# **SOCIAL MEDIA SAFETY**

**DET. DALE DEGRAW, DET. STEPHEN DZEMA, OFC. PATRICK MCCANN**

**MONROE TOWNSHIP POLICE DEPARTMENT**



# SOCIAL MEDIA SAFETY

---


- **Det. Dale Degraw, Det. Stephen Dzema, Ofc. Patrick McCann**
- **Monroe Township Police Department**



# WHAT IS SOCIAL MEDIA?

---

- DEFINED:
- websites and applications that enable users to create and share content or to participate in social networking. (Oxford Dictionary)
- Facebook, Instagram, Twitter, SnapChat, WhatsApp, Tumblr, etc.



# THE WORLD TODAY

---

- In recent years, largely in part of the rise in social media, cyber-harassment has become more prevalent. Cyber-harassment can happen to anyone regardless of age or gender.

# HOW CAN WE BE SAFE?

---

- ***Check your comments, postings and images:***
- -have you posted anything inappropriate?
- -Illegal
- -Threats
- -Harassment
- -Inappropriate images
- -Alcohol / drug use





# TALK WITH FRIENDS.....

---

- Make agreements with friends that you won't post anything that is embarrassing or hurtful to others.
- Be clear that you will **delete** any inappropriate posts
- These posts may be illegal and get you and your friends in trouble
  - criminal record for a social media post
  - come back years later (employment, political office, etc.)

# **NEW JERSEY CRIMINAL STATUTES CYBER-HARASSMENT 2C:33-4.1**

---

- A person commits the crime of cyber-harassment if, while making a communication in an online capacity via any electronic device or through a social networking site and with the purpose to harass another

# CHECK YOUR ACCOUNT SETTINGS.....

---

- Check the options for the website or app.
- Who will be able to see my posts?
- Is my account private?

# SECURE YOUR ACCOUNTS

---

- Take the time to review the security and access settings on their social media accounts. In many cases default settings allow others to openly view your content and even reply to posts.



# KNOW YOUR “FRIENDS” AND CONTACTS

---



- Who are the people who can share
- Are your followers really your “friends” / can you trust them?
- Be alert for people posing as kids your age! Do you really know them?
- Block anyone making harassing or threatening remarks

# THIRD PARTY APPS....

---

- When agreeing to third party apps, some companies will send out your personal information.
- Making you vulnerable, and you may not even know.

# USING MOBILE DEVICES

---

- When we use mobile devices, our location may be available
  - Wi-Fi is not always secure
- Keep this in mind before making posts
- Remember security when using wireless technology
- Items permanently saved to device (Even if you think they're deleted!)



# BE SMART WITH SOCIAL MEDIA

---

- Remember posts on social media can be there FOREVER
- GET YOU IN TROUBLE
- AFFECT FUTURE, SUCH AS COLLEGE AND GETTING A JOB
- SOME POSTINGS SUCH AS PHOTOS MAY BE ILLEGAL AND GET YOU A CRIMINAL RECORD
- **BE AWARE AND BE SMART**



# QUESTIONS / COMMENTS

---

- CREDIT TO:
- NATIONAL CENTER FOR MISSING & EXPLOITED CHILDREN
- NETSMARTZ WORKSHOP [nsteens.org](http://nsteens.org)



# Thank you for coming!

We look forward to a  
successful 2022-2023 school  
year with you and your  
children!

6th Grade Orientation | June 2022