





2021-2022 Sixth Grade Academy



West Middle School



Front Entrance



Middle Hallway leads to the library




Library Entrance



Jaguar Hallway




Bobcat Hallway



Office Entrance



Cafeteria



Lions Hallway

Teams

The general goal of **teaming** is to provide a more personalized learning experience for **students**—i.e., to ensure that **students** are well known by adults in the **school**, that their learning needs are understood and addressed, and that they receive the social, emotional, and academic support from teachers and staff.

6th Grade Teams

Bobcats-Downstairs

Lions & Jaguars-Upstairs

Meet the Front Office Staff



**Ms. Jessica
Attendance Secretary**



**Ms. Amanda
Receptionist/Secretary**



**Mrs. Jack
Registrar**



**Ms. Frazier
Parent Liaison**

Meet the Counselors



Mr. Morse



Mrs. Rochelle

Meet the Principals



Mrs. Sattre



Mr. LaRue
7th grade



Ms. Bible
6th grade



Starting/Ending the day

Start

- All technology must be turned off/remain off and put away in your backpack before you come in the building.
- Breakfast

End

- Bus row
- Set a pick up location with your parents

Keys to Success at West Middle School


- ❖ Organization
 - Use binder/folders
 - Keep an AR book with you at all times
 - Student ID
 - First one is free-charge for replacement
 - MUST have on every day
 - Used in cafeteria and the library
 - Do not change or alter the ID badge

Keys to Success at West Middle School

- ❖ Understanding letter grades:
 - 4 = A
 - 3 = B
 - 2 = C
 - 1 = D or F
- ❖ Grades:
 - Classwork/Tests/Homework
 - Use Powerschool to check grades

Why Should I Work Hard to Get Good Grades?

- ❖ Honor Roll & Grade Certificates
- ❖ You can keep your rotational classes



Procedures & Expectations

- ❖ Bullying
- ❖ Discipline
 - After school detentions (Teacher assigned/Office assigned)
 - In School Detentions (ISD)
 - Out of School Suspension
- ❖ Pyramid of Success
 - Guided Study

Cafeteria and Lunch Information

- Lunch is 4th hour - students sit with their 4th hour class
- All Food/Drink must remain in the cafeteria. Menu is posted on district website (www.pcps.us) Menu is also posted in many classrooms as well as at the lunch line entrance.
- Can print menu for the whole month, complete with choices & daily items available.
- Have ID ready and your food choices decided.
- Speak your choices.
- Items Offered Daily
 - Turkey/Cheese Sandwich
 - Ham/Cheese Sandwich
 - PB & J
 - Salad



Nightly Routine

Important steps to success

1. Charge your chromebook.
 2. Check your folder for papers that need to be completed and log into your google classroom to see if you have work that needs to be completed.
 3. Read AR book at least 30 minutes.
 4. Have a set place to keep school work and materials.
-

Attendance Procedures

- ★ School starts at 8:06
- ★ Warning bell signals 1 minute left of passing time
- ★ Tardy (late to class) not in the classroom and in your seat with the tardy bell rings.
- ★ Consequences for being tardy.



Keys to Communication

- ★ Powerschool account
- ★ Contact teachers by email or by phone
- ★ Designated conference times - October/ February - call for appointment

Attendance

Ponca City Schools' have a 90% attendance rate policy.

Call the office to report absence.

Bring doctor's note.

Parent Liaison tracks attendance.



Procedures & Expectations

- ❖ Student ID
- ❖ Cell Phone/ Electronic Devices
 - Consequences if not turned off when entering the building and placed in backpack.
- ❖ Technology Code of Conduct
 - GoGuardian is used to monitor activity on Chromebooks.

**We are looking
forward to seeing
you in August!!!!**

**West Middle
School:**

767-8020

www.pcps.us