









GRADES 3 - 5

Scope & Sequence **Digital Citizenship Curriculum**











Our Scope & Sequence consists of three units for grade bands K-2, 3-5, and 6-8 and four units for grades 9-12. Each unit is composed of five lessons, which spiral to address a cross-curricular approach. The units build on each other by reinforcing developmentally appropriate topics. You can use the units either sequentially by grade or at any grade level within a grade band. *Our cross-curricular approach covers:*

 Internet Safety	 Privacy & Security	 Relationships & Communication	 Cyberbullying & Digital Drama
 Digital Footprint & Reputation	 Self-image & Identity	 Information Literacy	 Creative Credit & Copyright

- > **GET TRAINED:** Use our *Digital Citizenship Tutorial* and professional development resources to learn best practices for teaching digital citizenship to your students.
- > **ONBOARD STUDENTS:** Introduce students to *Digital Passport*, our award-winning suite of games that help onboard students to the foundational skills of digital citizenship and internet safety.










> **TEACH LESSONS: UNIT 1**

Completed

- 1 - **RINGS OF RESPONSIBILITY:** What kinds of responsibilities does a good digital citizen have?  
- 2 - **PRIVATE AND PERSONAL INFORMATION:** How can you protect yourself from online identity theft?  
- 3 - **THE POWER OF WORDS:** What should you do when someone uses mean or scary language on the Internet?   
- 4 - **THE KEY TO KEYWORDS:** Which keywords will give you the best search results? 
- 5 - **WHOSE IS IT, ANYWAY?:** How can you show respect for other people's work?  











> **GIVE ASSESSMENT***

> **TEACH LESSONS: UNIT 2**

- 1 - **STRONG PASSWORDS:** How can a secure password help you protect your private information? 
- 2 - **DIGITAL CITIZENSHIP PLEDGE:** How do you create a positive online community?   
- 3 - **YOU'VE WON A PRIZE!:** What is spam, and what can you do about it? 
- 4 - **HOW TO CITE A SITE:** How do you cite different types of online sources? 
- 5 - **PICTURE PERFECT:** How can photos be changed on the computer, and how can that affect your feelings about the way you look?   

> **GIVE ASSESSMENT***

> **TEACH LESSONS: UNIT 3**

- 1 - **TALKING SAFELY ONLINE:** What's the difference between Internet friends and in-person friends?  
- 2 - **SUPER DIGITAL CITIZEN:** How can people help others be good digital citizens?   
- 3 - **PRIVACY RULES:** How do you know if a website protects your private information? 
- 4 - **WHAT'S CYBERBULLYING?:** What is cyberbullying, and how do you deal with it?  
- 5 - **SELLING STEREOTYPES:** How do we learn stereotypes of boys and girls from media messages?  

- > ***GIVE ASSESSMENT:** Assess your students' learning of lesson objectives and gauge their understanding and attitudes through *Interactive Unit-Level Assessments*.
- > **ENGAGE FAMILIES:** Invite parents into the conversation with our *Connecting Families* program and resources.