

Montgomery County Schools
2nd Grade Tribe Days 31-35



Student Name: _____

Date: _____

Homeroom Teacher: _____

Assignments

Reading: Compare and Contrast

Complete at least ONE activity listed in the chart EACH DAY.

You can complete each reading activity more than one time each week Just use different books each day! There is only one reading video lesson for the week.

Math: Shapes

For the WEEK, all students must complete ONE activity in Box 1. Websites in Box 2 are optional.

Science/Social Studies-Kentucky Derby

Choose ONE of the Science activities for the WEEK.

I verify that my child has completed the assignments listed above for Tribe Days 31-35.

(Parent Signature)

Comments/Questions:

Ways you can turn in Tribe Day work:



- Take a picture and send it to your child's teacher by email, Remind, DOJO, or a text.
- Turn in the completed paper packet to the appropriate grade-level box at your school.

*** Please return ALL library books to your school.

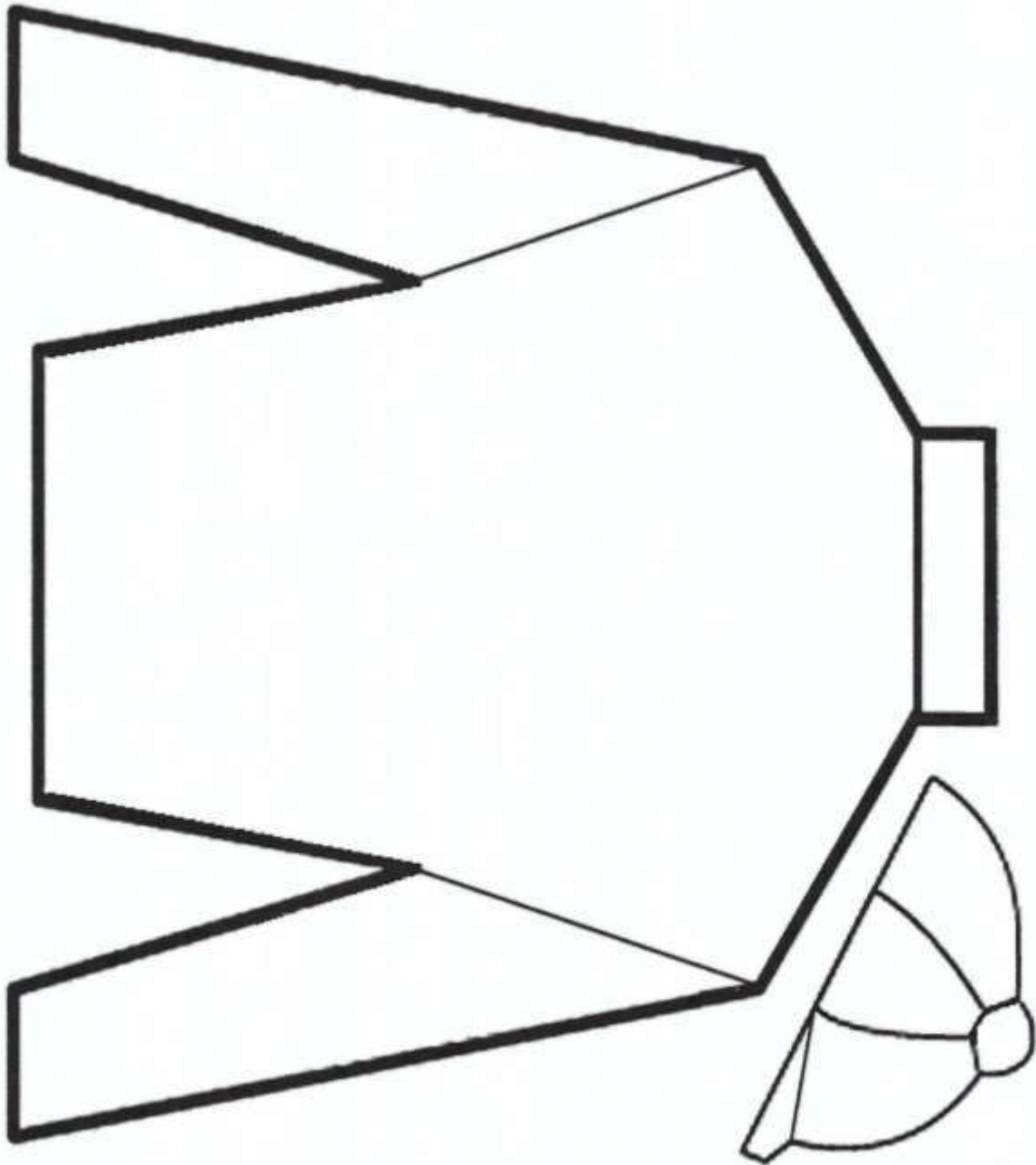
Student Name: _____

Homeroom: _____

2nd Grade Tribe Days 31-35

<p><u>Reading/Writing</u> Complete at least ONE activity listed below EACH DAY. (You can complete each reading activity more than one time each week Just use different books each day! There is only one reading video lesson for the week.)</p>	<p><u>Math</u> For the WEEK, all students must complete ONE activity in Box 1. Websites in Box 2 are optional.</p>	<p><u>Science/Social Studies</u> Choose ONE of the activities below to complete for the WEEK.</p>
<p>Read a nonfiction book for at least 20-30 minutes. Tell a family member the topic of the book you read and at least 3 facts you learned about that topic.</p>	<p>Box 1: Math Video Lesson— View the online video lesson with your teacher. (Your teacher will share information about how to access this lesson.) “Shapes and Attributes”</p>	<p>If you have internet access, watch the video “ Kentucky Derby ABC’s” https://www.montgomery.kyschools.us/userfiles/1264/my%20files/ky%20Derby%20abc's%20(1).pdf?id=558092</p>
<p><u>Writing:</u> Write a favorite memory from your 2nd grade year.</p>	<p>Watch this BrainPop to learn more about shapes and their attributes: https://jr.brainpop.com/math/geometry/planesshapes/</p>	<p>AND https://www.youtube.com/watch?v=j52fhs0HH70</p> <p>Share with your family 3 facts that you learned about Kentucky.</p>
<p>Reading Video Lesson— View the online video lesson with your teacher. (Your teacher will share information about how to access this lesson.)</p> <p>After you have viewed the reading video lesson, discuss these questions and answers with a family member: How are the texts alike and different? Discuss your ideas with a family member.</p>	<p>https://www.brainpop.com/math/geometryandmeasurement/polygons/</p> <p>Take the quiz and play the game!</p>	<p>If you don’t have internet access, please read the following information about the Kentucky Derby.</p> <p>This is a thoroughbred horse. These horses race each year at a famous horse race called the Kentucky Derby. It usually takes place the first Saturday in May in Louisville, Kentucky. The race only lasts two minutes!</p>
<p>Visit Scholastic’s website and read/listen to the paired fiction & nonfiction books for one of the lessons. You choose the books you want to read! Complete one of the online activities for the books you have chosen. https://classroommagazines.scholastic.com/support/learnathome/grades-1-2.html</p>	<p>OR</p> <p>If you do not have Internet access, complete the Geometry worksheet.</p>	
<p>Lexia – Work on Lexia for at least 30 minutes. www.lexiacore5.com/</p>	<p>Box 2: Work on your school’s website listed below: Camargo—Happy Numbers or IXL www.happynumbers.com www.IXL.com</p> <p>Mapleton- Splash math www.splashlearn.com</p> <p>MSE- Math Playground www.mathplayground.com</p> <p>Northview- Splash Math www.splashlearn.com</p>	<p>Share with your family 2-3 facts about The Kentucky Derby.</p> <p>Design a Silk (see attached):</p> 

The silks are the shirt and hat worn by jockeys. The colors on the silks represent the horse's owner. Most jockeys have nylon for silks. Design Your Own Silk: If you were a jockey in the Kentucky Derby, what kind of silk would like to wear?



Name _____ DATE _____

Geometry

2.G.1

1. Match each shape to its name:



• quadrilateral



• pentagon




• triangle




• hexagon

2. Circle the closed shape.

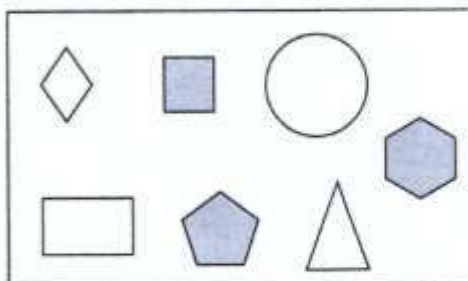
Make an X on the open shape.




3. Circle all of the vertices on each shape.



4. Make an X on each shape that has exactly 4 angles.



5. Draw a closed shape that has no sides, no angles and no vertices.



6. What name best describes this box?



square cube

Tell more about the box:

• Number of vertices _____

• Number of faces _____

• Number of edges _____