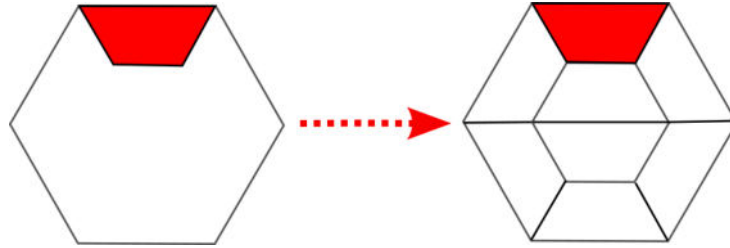




Puzzle of the Week

Finding the Pieces – 4

The figure on the left has a shaded part in red and an unshaded part. The figure on the right shows how to fill the unshaded part with seven exact copies of the shaded part.



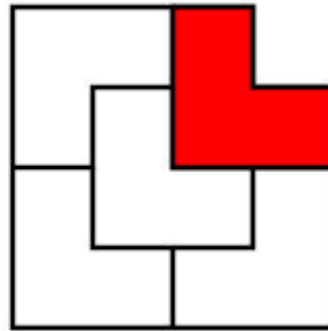
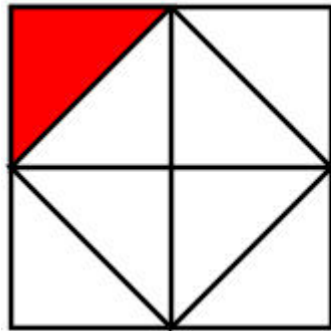
THE CHALLENGE: In these two figures, there is a shaded part and an unshaded part. Find out how many times the shaded part will exactly fit into the unshaded part.



Puzzle of the Week

Finding the Pieces – 4 – Notes

THE CHALLENGE: In the left figure, there are 7 triangles like the red one. In the right figure, there are four L-shaped pieces like the red one.



If