



The Theatre Arts Department at ASFA

2022-2023 AFSA THEATRE ARTS PROGRAM

The Theatre Arts Department at ASFA offers exceptional students at the middle and high school levels. the opportunity to take classes in a wide range of theatrical styles and disciplines. Students receive a plan of study carefully devised to create highly trained, dynamic, and imaginative young people prepared for success at the next level.

Accomplishments

Members of the department have been involved in many nationally recognized festivals, have won awards on the state and national levels. These accomplishments include:

- Finalists in the YoungArts national competition in Miami.
- Accomplished rankings as performers at the Alabama Thespian Conference, the state conference for the International Thespian Society.
- First, second and third place at the Walter Trumbauer Competition, Alabama's state-wide theatre arts competition.
- Students have been accepted into nationally recognized arts programs including University of Southern California, Columbia College - Chicago, California Institute for the Arts and New York University - Tisch School for the Arts, Philadelphia University of the Arts, DePaul University and Elon.
- Students have been featured in regular roles on national television sit-coms, commercials, and radio voice over spots.

Theatre Arts: Middle School

Students in the 7th & 8th grades receive an exciting program of self-exploration and rigorous technique in Acting & Musical Theatre. The middle school program is designed to lay the foundation for rigorous and comprehensive training for successful entrance into the 9th grade. This program takes students through an extended specialty period each day of foundational courses in Musical Theatre & Acting. These courses are taught by ASFA's award-winning faculty and top professional teaching artists. Middle School students will have the opportunity to perform an end-of-year showcase in one of our mainstage theatres. Students who complete the 8th grade successfully are not required to re-audition for entrance into high school.

Middle School Curriculum

Theatrical Dance, Musical Theatre & Elements of Acting.

Theatre Arts: High School

Students entering the 9th grade are immersed in a comprehensive training program in Theatre Arts taught by a team of exceptional educators and theatre professionals. This program is one of the most comprehensive of its kind and allows students to find their area of passion while challenging them to grow as artists, thinkers, and individuals. Every student who graduates from the Theatre Arts program will have had the chance to explore courses in Acting for the Stage, Musical Theatre, Scenic Design, Costume Design, Directing, Stage Management and Acting for the Camera (plus many more). Additionally, ASFA brings industry guests of regional and national acclaim to present workshops and guest lectures, exposing students to industry leading role models.

At ASFA, students make the art. Students have the opportunity to perform and/or work-behind-the-scenes in all mainstage shows, senior directed one acts, and showcases. At ASFA our students do it all: they build the sets, make the costumes, hang the lights, and perform the roles.

High School Four Year Sample Course Matriculation

- 9th Grade: Musical Theatre, Fundamental of Acting, Stage Craft and Intro to Theatrical Design.
- 10th Grade: Voice and Speech, Role Analysis, Musical Theatre Workshop (taught by industry professionals at Birmingham Children’s Theater), Design Fundamentals, Costume Design, Stage Management, Playwrighting.
- 11th Grade: Theatre History, Lighting Design, Costume Construction, Monologue Study, Musical Theatre Workshop II, Stage Combat, Acting for the Camera.
- 12th Grade: Directing, Acting Styles, Advanced Screen Acting, Scenic Design, Advanced Theatrical Design & Sound Design.

Auditions

To apply to the Theatre Arts Department at ASFA, you must be a rising 7th–11th grader.

Round one: online application and video submission

Only completed applications and videos received by the deadline, *January 28, 2022*, will be reviewed.

Video Submission- Less than 4 minutes

Required:

- 1) The Theatre Arts Department requires a video recording of the student performing one monologue (less than 2 minutes).
- 2) Students should add 30 seconds to their audition and explain their technical theatre experience, especially if it is their main area of interest.

Optional:

- 1) Students may choose to sing 30 seconds acapella (or with their own track)
- 2) Technical Theatre students may create a montage of photos of their relevant work and submit them in video form.

Choosing a Monologue

Students may choose one of the monologues included in our application, or choose a monologue from a similar published play, for their first-round audition. Choose a monologue that you relate to and inspires you as an artist. See links on our web page for these monologues

www.asfaschool.org/apply

Applicants are strongly encouraged to read the whole play in order to have a better grasp of the circumstances surrounding the character's monologue. These plays can be purchased online or borrowed from a local public library.

Making the Video

Begin by placing the camera in a stationary position where the applicant's full body (from the knees up) can be captured whether standing or sitting. Make sure there is ample lighting and that the applicant's voice can be clearly heard. This place could be a blank wall or corner in the home or school.

Do not edit, cut or add any special effects like music or lighting. Nothing should distract from the applicant's performance. **You are not making a movie and we are only judging your performance.**

Do not submit excerpts from live productions. They are not as effective because they tend to be of poor production quality and make it difficult to hear and see the applicant's work.

Applicants should state their name, the title of the play from which they chose their monologue and then begin.

Tips for Good Video Audition

- Stay "in the scene," stay in character throughout the piece.
- Place the person you are talking to in the monologue to either side of the camera, so we can see your face and eyes.
- Do not pace or move without purpose.
- If you wear glasses, remove them, if you can/do perform easily without them. If you need them, wear them. Wear clothing appropriate for movement required. Flip Flops and shoes with high heels are poor choices for footwear because they severely limit your movement.
- Avoid excessive close-up shots which exclude the movement of the whole body; We want to see your whole body. Keep camera stable.

If in doubt, look for a reputable acting coach, drama teacher or theatre professional to help you with your pieces.

How to Upload and Share Videos in Google Drive


Upload files

There are two ways to upload files to Google Drive:

- 3) **Drag-and-drop files.** If you're using the latest versions of Chrome or Firefox, you can simply drag-and-drop files directly from your computer into Google Drive. You can even drag-and-drop files directly into folders or sub-folders.
- 4) **Upload files using Google Drive.** Follow the steps below to select files to upload to Google Drive.


New Google Drive

Open drive.google.com.

1. Click the  New button and select **Upload Files...** from the drop-down menu.
2. Select the file you'd like to upload. To select multiple files, press **Shift** or **Ctrl(PC)/Command(Mac)** and click all the files to upload.
3. You'll see a box that shows the progress of your file upload. Click on the file name to open the file or close the box by clicking the **X** in the upper right corner.



Classic Google Drive

Open drive.google.com.

1. Click the upload  button and select **Files...** from the drop-down menu.
2. Select the file you'd like to upload. To select multiple files, press **Shift** or **Ctrl(PC)/Command(Mac)** and click all the files to upload.
3. You'll see a box that shows the progress of your file upload. Click on the file name to open the file or close the box by clicking the **X** in the upper right corner.

Share a file

You can share a file or folder in Google Drive or in the Docs, Sheets, and Slides home screens.

1. Open Drive, or a file or folder you want to share.
2. Open the sharing box:
 - **While you have a file open:** Click **Share** in the top-right corner.
 - **While you have a folder open:** Click the  **Share** button in the top-right.
 - **From your file list in Drive:** Select the name of a file or folder and click the **Share** button  at the top.
3. Under "People" in the sharing box, type the email addresses of the people you want to share with.

Please include the following email addresses:

For **THEATRE** share with (and remember to give permission):

- mlee@asfaschool.org
- jmanzelli@asfaschool.org
- phammond@asfaschool.org
- lprim@asfaschool.org
- smccain@asfaschool.org

4. For the **type of access** you want to give these users choose **CAN VIEW** by clicking the dropdown arrow to the right of that text box:
Can view: Users can see the file or folder but can't edit or comment on it
5. Click **Done**. The users will receive an email letting them know you've shared the file or folder with them.

Auditions

Online Forms and Recommendations

The following forms and fees must be submitted by the deadline, January 28, 2022.

Student Application: Completed and submitted online **as soon as possible**.

Application Fee: A \$50.00 non-refundable application fee must be paid **when the application is submitted**.

Teacher Recommendation Forms & Request for Grades: Go to the **Application Procedure** of the application and under III you will see in blue **Click this link to begin the schoolrecs process**. Forms must be electronically signed by the parent and student before forms are submitted to the teachers to complete.

- You will need email addresses for your current **English teacher, academic teacher of choice and *Theatre teacher**. Recommendations must be received **on or before the deadline**.
- **Counselor/Registrar Request for Grades Form:** Form is also located under schoolrecs on the application. Form must be signed by the parent and student before the form is submitted to the Registrar or Guidance Counselor at your school to complete. This form and all of the requested information must be completed and returned to ASFA **on or before the deadline**.

*If you have not had a theatre or drama teacher, you may have another core academic teacher to complete the form. If you have performed anywhere (community center, church, etc.) you may have the director complete the form.

- **Performance Study Form** – Complete form online. If you have a resume, you may mail, fax or email a copy to Melanie Lee
1800 Reverend Abraham Woods, Jr. Blvd
Birmingham, AL 35203
mlee@asfaschool.org
Fax: 205-458-0342

The Selection of Applicant for Live Audition

Your online application and audition submission will be reviewed by the audition committee when they are received. If selected to audition for the Theatre Arts Department, you will be sent a letter inviting you to the callback auditions.

Auditions are evaluated on the foundation of whether the candidate demonstrates qualities and abilities which provide a basis upon which the faculty can build successfully.

The Theatre Arts Department at ASFA

Auditions Round Two: Callback Auditions

Applicants selected for the second round will be sent a letter inviting them to the live callback auditions.

During this audition, the applicant will be sent a selected group of monologues to choose from and prepare. The student will also participate in improvisational exercises, coaching and warmups under the direction of the committee.

The Audition

At the audition, the candidate will be asked to perform a variety of improvisational exercises under the direction of the Audition Committee meant to show the range of their acting skills.

- Applicants should wear clothing which allows access their full range of movement. No flip flops, no short skirts or restricting clothing which could inhibit range of motion for character.
- No props or costume pieces should be brought to the audition.
- **VERY IMPORTANT:** The panel may ask the candidate to make adjustments which would require repeating the monologue. This is common and meant to explore the student's range of ability and how well they can work with a teacher in order to grow as an artist. Do not consider it a negative judgment on your monologue. Consider it an opportunity to show the committee additional skills.

Good luck as you complete your application!

The Theatre Arts Department at ASFA

Auditions Round Two: Callback Auditions

Some guidance in selection of monologue material

A monologue is a continuous speech made by a single character. Our preferred source of monologues is published plays. It is acceptable to use literary works for places to find these pieces as well. We have provided a list of suggested pieces on our website.

Please Note: Many monologues in the modern era contain strong words or refer to adult situations. Please tone down any language if you wish. Also, please avoid any material whose subject matter is beyond the applicant's personal experience for the audition.

- Look for monologues that express ideas and experiences you respond to personally.
- If you must edit, make sure the words fit the material comfortably into the time limit.
- **Truthfulness and honesty of expression are more important than the number of words.**
- Avoid monologues that require telephone conversations, props, writing letters, recalling dreams, or the character telling a story from their past.
- Poetry may be used for the first monologue, but only if it is dramatic and you passionately feel something for the message or language that is being used.
- Avoid using Shakespeare or verse plays for your audition, unless you have a complete understanding of the words and have read or seen the play.
- Monologues must be less than 2 minutes.
- Solicit the advice of a local theatre director, drama teacher or acting coach.
- ***When possible, read the entire play to get proper context on the situation in the piece.***

Any information submitted by mail should be sent to:

Melanie Lee
Alabama School of Fine Arts
1800 Rev Abraham Woods, Jr. Blvd.
Birmingham, AL 35203

For questions about your application contact

Melanie Lee
205.252-9241
205.458-0342 (fax number)
Email: mlee@asfaschool.org

For questions about specific audition requirements contact

John Manzelli
Chair, Theatre Arts Department
Email: jmanzelli@asfaschool.org