

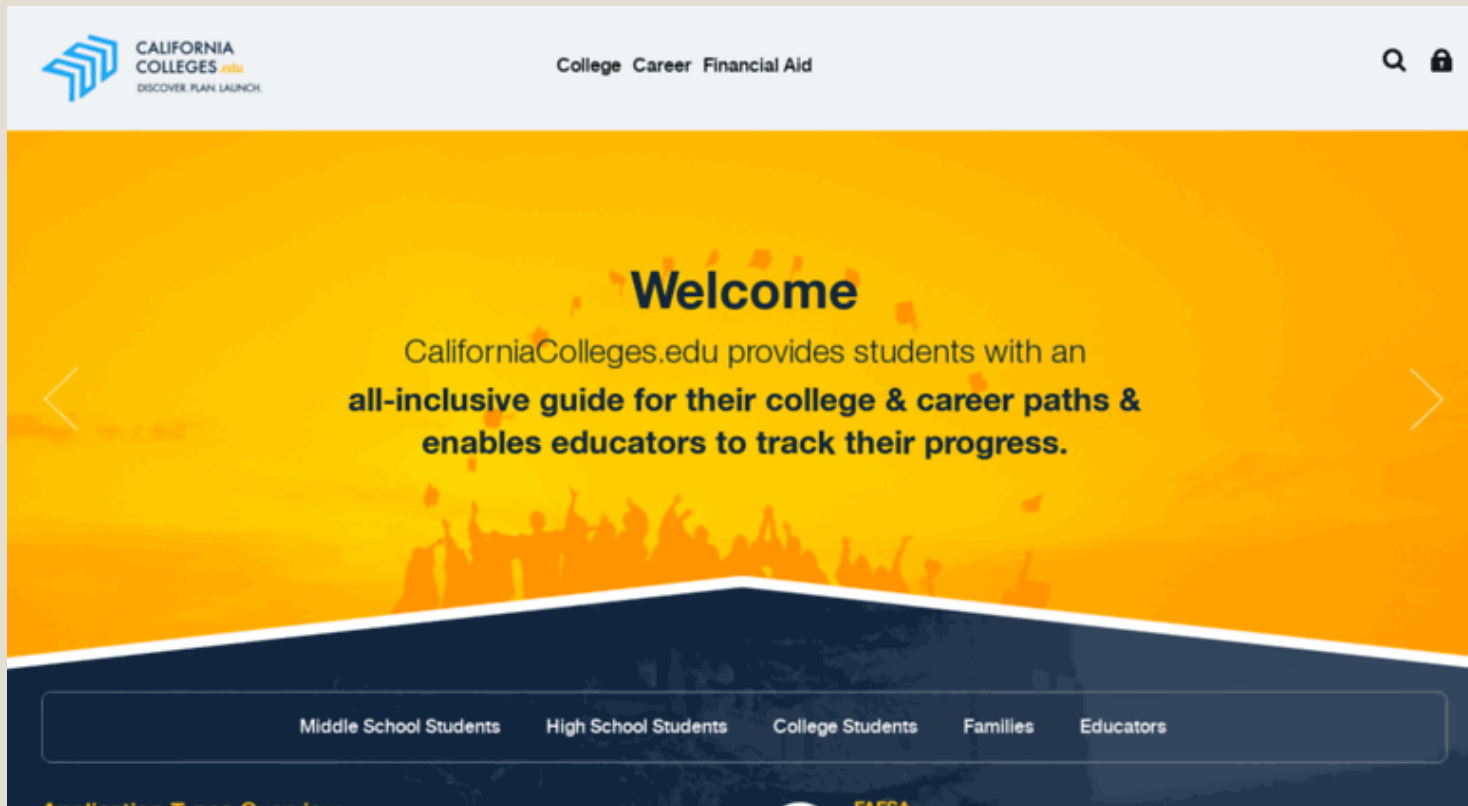
12th Grade Program

Get the information:

The screenshot shows a web browser window displaying the Corona High School website. The browser's address bar shows the URL <https://coronahs.cnusd.k12.ca.us/home>. The website's header features a navigation menu with the following items: Home, Our School, Counseling, Academics, Athletics, Programs & Activities, Parents, News & Events, and Staff Directory. The 'Counseling' menu is expanded, showing a list of options: Welcome to Counseling Department, Meet The Counselors, Make an Appointment, Personal/Social, Graduation Requirements (highlighted with a red circle), NCAA, Registration/Course Selection, Senior Survey, Clubs & Organizations, College and Career Center, Programs, and CCGI California Colleges. The main content area displays the Corona High School logo, the school's name 'Corona High School', and contact information: 150 West Tenth St, Corona, CA 92882, 951-736-3211, and 951-736-3408. Social media icons for Facebook, Twitter, YouTube, and Email are also visible. The browser's taskbar at the bottom shows the Windows logo, search bar, and various application icons, with the system clock indicating 10:53 AM on 7/23/2019.

- Visit [CHS](https://coronahs.cnusd.k12.ca.us/counseling/graduation_requirements) to find out about graduation requirements, important deadlines, NCAA student athlete apps and regulations or to make an appointment with your counselor.

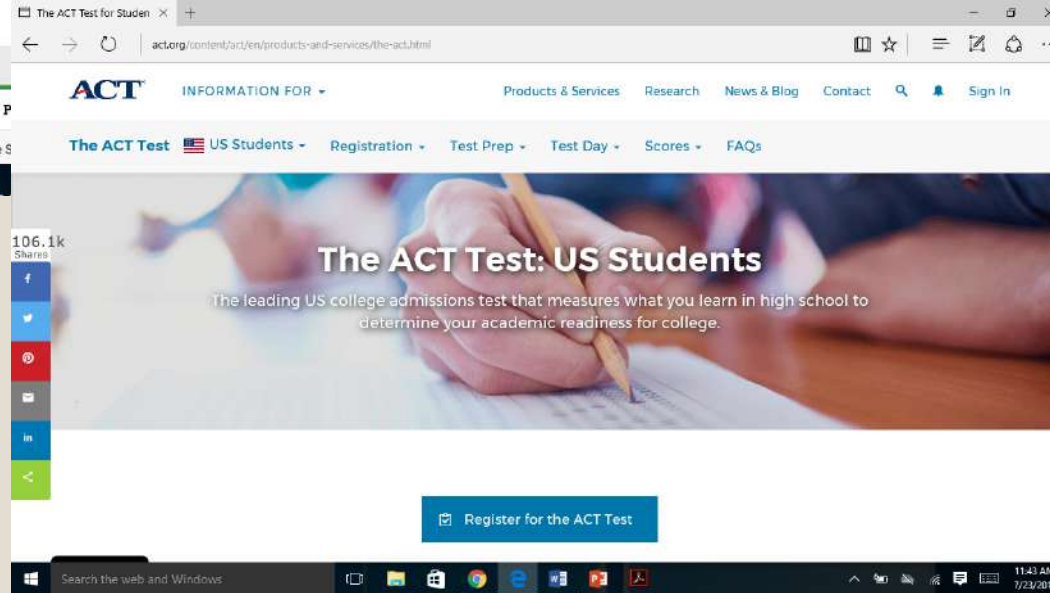
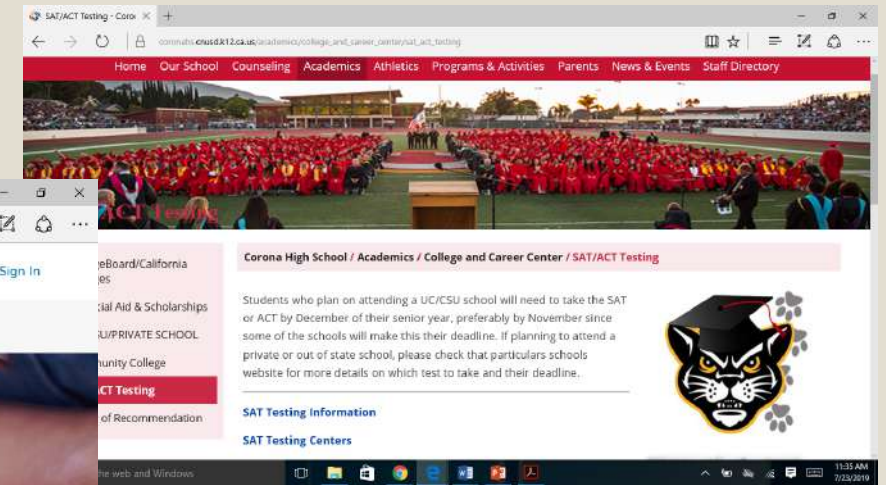
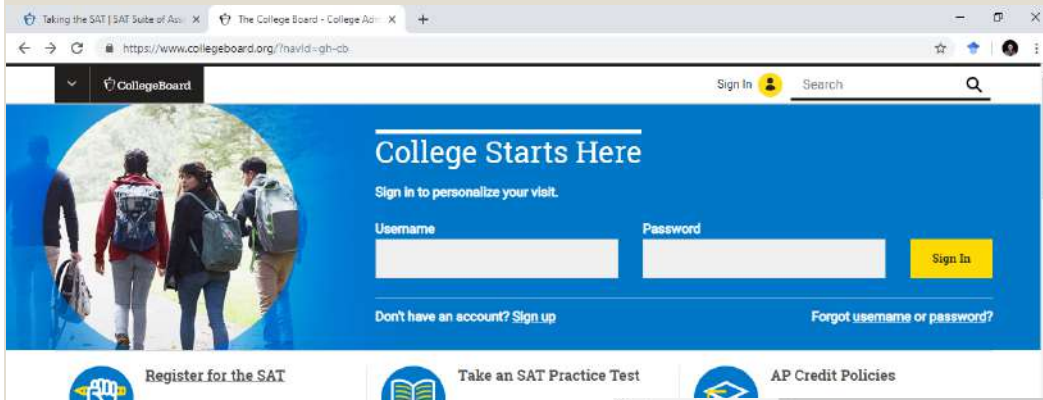
Post-High School : Know your options



- [California Colleges](https://www.calcolleges.edu) provides students with an all inclusive guide to planning your college and/or career path.
- For more one on one info, please visit CHS College & Career Center located in Room J1

SAT / ACT

- If you are planning on attending a UC/CSU school you will need to take the SAT or ACT by December of your senior year.
- Check online to see your schools testing requirements.



Sign up for the SAT and various SAT subject tests at [College Board](https://collegeboard.org)

For more information on fee-waivers, please visit Ms. Kelly in J1

Sign up for the ACT at: [ACTstudent.org](https://actstudent.org)

HOW MANY COLLEGES SHOULD I APPLY TO?

5-8 colleges is the recommended number. They should all be colleges you could see yourself attending.

It is good to apply to colleges that are both a bit of stretch as well as colleges you have a better feeling will admit you. (You never know!)

Most of your applications should feel like realistic matches!



SHOULD I STILL APPLY IF MY GPA & TEST SCORES ARE LOWER THAN THE AVERAGE RATE?


YES! Remember that colleges consider many different factors before extending admission. For example, your extra-curricular activities, recommendation letters, your admission essay and overall character are all important factors in the admission process.

For more info visit:

[College Board: Applying to College FAQs](#)

Important questions to consider:

- Which campuses have academic programs that most interest me?
- Do I want to be on a large urban campus or a smaller, more intimate one?
- Do I want to be close to home?
- What does my total cost after aid look like?



UC vs CSU:

Neither the UC nor the CSU system is better than the other – rather, students may be more suited to a particular system due to their academic and/or career goals.

There are 23 CSU's throughout California, while there are only 9 UC's.



Both UC & CSU require students complete the "A-G" courses with a grade of C or better.



CSU tuition costs are significantly lower than UC's tuition rates.

UC's are known for their more research based teaching styles, where CSU's are more practical based.

- For more information on UC admissions visit their [Admissions](#) page.
- For more information on CSU admission visit their [Admissions](#) page.


College Application Fee Waivers:

Search for Colleges that Accept Application Fee Waivers 197 Results

- 📍 College will consider waiving application fees for state residents only.
- 🆓 Apply for free: no college application fee waiver required.
- ℹ️ College has special instructions for submitting application fee waivers.

Browse by college location: **Or search by college name/code:** 🔍

🆓 Allan Hancock College	Santa Maria, CA
Alliant International University	San Diego, CA
🆓 AMDA College and Conservatory of the Performing Arts Visit College Site	Los Angeles, CA
American Armenian International College	Laverne, CA
American Jewish University	Los Angeles, CA
🆓 American River College	Sacramento, CA
🆓 Antelope Valley College	Lancaster, CA

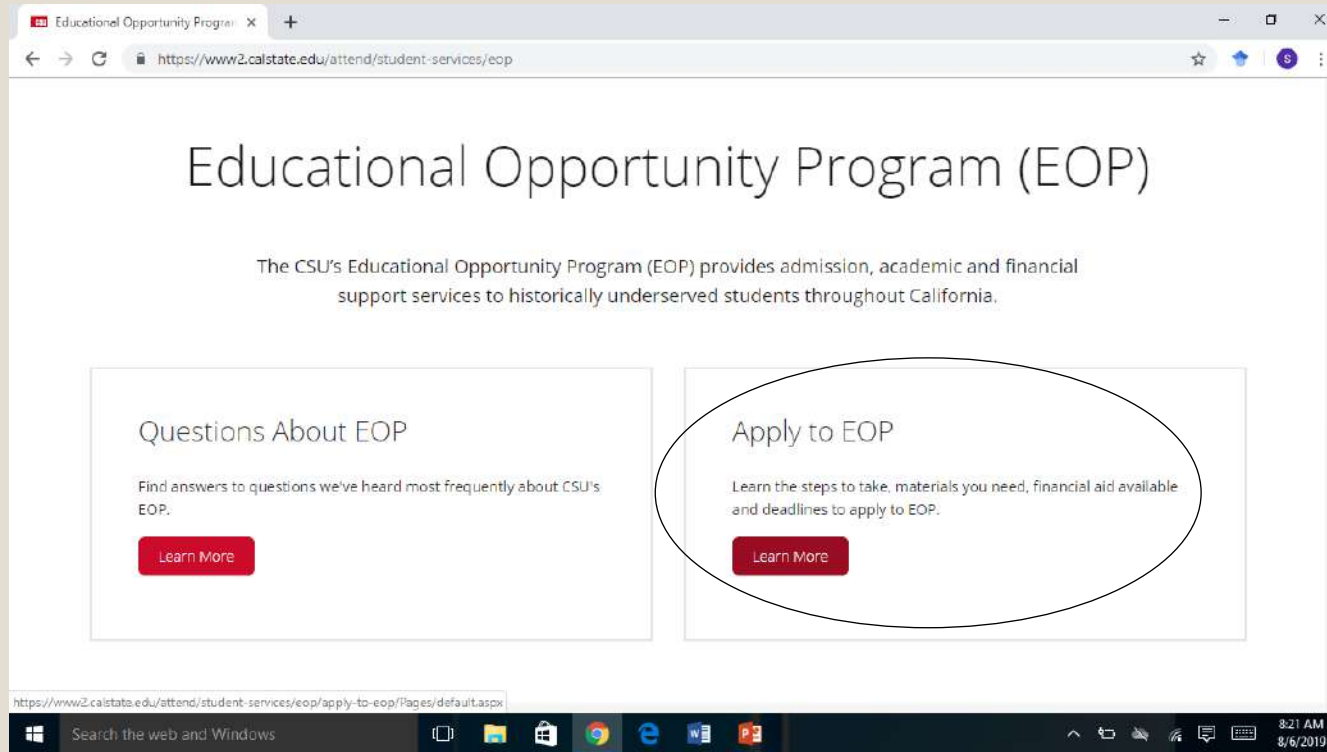


*College Application Fee Waivers are a great way to save money! While not every school accepts application fee waivers, there are many that do.

*For more info on eligibility visit the [College Board Fee Waivers](#) page.

*You can also visit our CHS College & Career Center.

EOP- Educational Opportunity program



Interested students can start the application process by pressing the appropriate EOP box on [Cal State Apply](#)

For CSU:

The main purpose of EOP is to improve access of low-income students by making higher-ed more accessible.

EOP provides:

- Preadmission Counseling
- Orientation
- Summer Programs
- Diagnostic Testing
- Financial aid help/follow up
- Academic Advising
- Tutoring
- Learning Skill Services
- Personal and Career Counseling
- etc.

California community colleges



The largest higher education system in the nation, CCCs serve two million students each year across 114 colleges throughout California

Community College may be good for you if:

- You are interested in lower tuition and/or more time to explore career options
- You want more flexibility to work while going to school
- You would like to prepare to transfer to a 4-year university- many CC's have partnerships with local universities, including Cal-States and UC's
- Visit [CCC Apply](https://cccapply.org) to create an account and find out more!

Applying

Review the admission eligibility requirements for the colleges that interest you and make sure your GPA and admissions exam scores will allow you to qualify for the college option of your choice. No matter what you decide, there are a variety of options that are sure to meet your needs as you begin college and prepare for your career.

- **CCCApply** can be used for nearly all [California Community Colleges](#) (CCCs).
- **Cal State Apply** is used for all [California State University](#) (CSU) campuses.
- The **UC Application** is used for all [University of California](#) (UC) campuses.
- The [Common Application](#) (**Common App**) is used by more than 800 public and private four-year colleges in the United States and abroad, including many in California. Schools not on the Common App membership list will have a school-specific application.

CAREER EXPLORATION

The screenshot shows a web browser window with the URL <https://www.californiacolleges.edu/#/interest-profiler>. The page features the California Colleges logo and navigation tabs for College, Career, and Financial Aid. The 'Career' tab is active, displaying a 'MAT S' banner. Below the banner are three orange circular icons representing the steps of the process: 1. A thumbs up/down icon, 2. A bar chart icon, and 3. A starburst icon. A central tooltip menu is open, listing 'Career Exploration Interest Profiler' and 'Career Search Career Search Tool'. Below the icons is a 'Get Started' button. The Windows taskbar at the bottom shows the time as 1:22 PM on 8/9/2019.

CALIFORNIA COLLEGES.edu
DISCOVER. PLAN. LAUNCH.

College Career Financial Aid

MAT S

Career Exploration Interest Profiler

Career Search Career Search Tool

- 1 Decide how much you'd like or dislike each task
- 2 Review a profile of your interests based on your responses
- 3 Explore careers that match your interests

Get Started

Search the web and Windows

1:22 PM 8/9/2019

Have some idea's about your future, but haven't quite decided? Visit the [Interest Profiler](#) tab on California Colleges to discover what your interests are and how they relate to the world of work!

Test Drive Careers

CaliforniaColleges.edu

californiacolleges.edu/#/test-drive-career

CALIFORNIA COLLEGES.edu
DISCOVER. PLAN. LAUNCH.

College Career Financial Aid

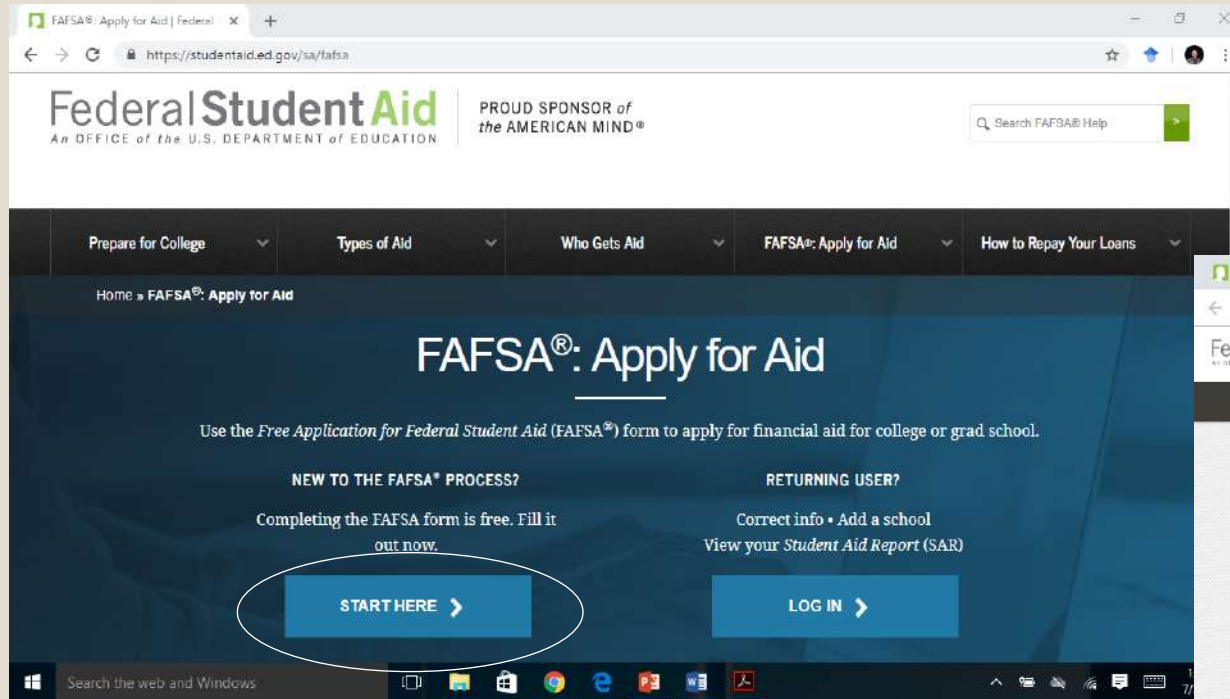
Test Drive Careers
Learn about the day-to-day reality of a career to see if it is a fit for you.

1:46 PM
8/9/2019

- Visit the [Test Drive Careers](#) tab at California Colleges to learn more about the day to day reality of a specific career.
- Learn about different ways you can 'test drive' careers, through internships, job shadowing, and networking.

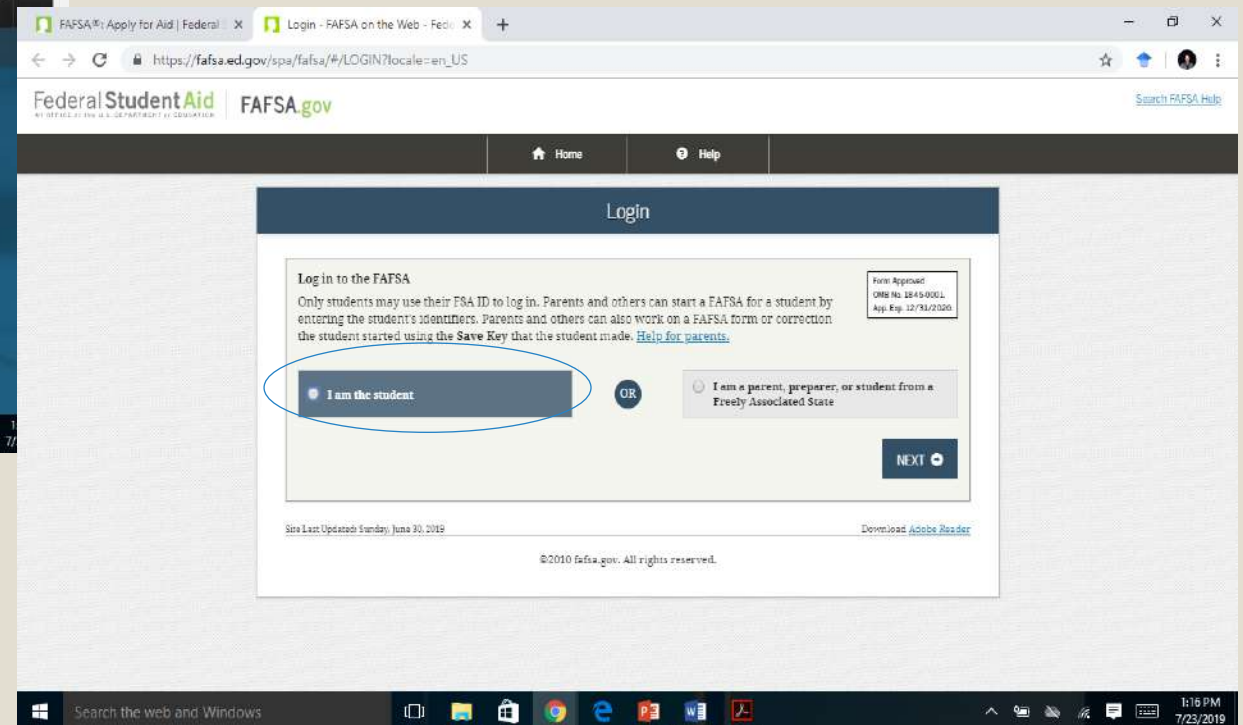
FAFSA

- To apply for federal student aid, such as federal grants, work-study, and loans, you need to complete the Free Application for Federal Student Aid (FAFSA). Submitting the FAFSA is free and it gives you access to the largest source of financial aid to pay for school.



The screenshot shows the FAFSA website home page. The browser address bar displays <https://studentaid.ed.gov/sa/fafsa>. The page header includes the Federal Student Aid logo and the text "PROUD SPONSOR of the AMERICAN MIND®". A search bar is located in the top right. The main navigation menu includes "Prepare for College", "Types of Aid", "Who Gets Aid", "FAFSA: Apply for Aid", and "How to Repay Your Loans". The main content area features the heading "FAFSA®: Apply for Aid" and the subtext "Use the Free Application for Federal Student Aid (FAFSA®) form to apply for financial aid for college or grad school." Below this, there are two columns: "NEW TO THE FAFSA® PROCESS?" with the text "Completing the FAFSA form is free. Fill it out now." and a blue "START HERE >" button; and "RETURNING USER?" with the text "Correct info • Add a school" and "View your Student Aid Report (SAR)" and a blue "LOG IN >" button. The "START HERE >" button is circled in white.

You can complete FAFSA at <https://studentaid.ed.gov/sa/fafsa>



The screenshot shows the FAFSA login page. The browser address bar displays https://fafsa.ed.gov/sa/fafsa/#/LOGIN?locale=en_US. The page header includes the Federal Student Aid logo and the text "FAFSA.gov". The main content area features the heading "Login" and the subtext "Log in to the FAFSA". Below this, there are two columns: "I am the student" and "I am a parent, preparer, or student from a Freely Associated State". The "I am the student" button is circled in blue. A "NEXT >" button is located at the bottom right of the login form. The page footer includes the text "Site Last Updated: (Friday) June 30, 2019" and "©2010 fafsa.gov. All rights reserved."

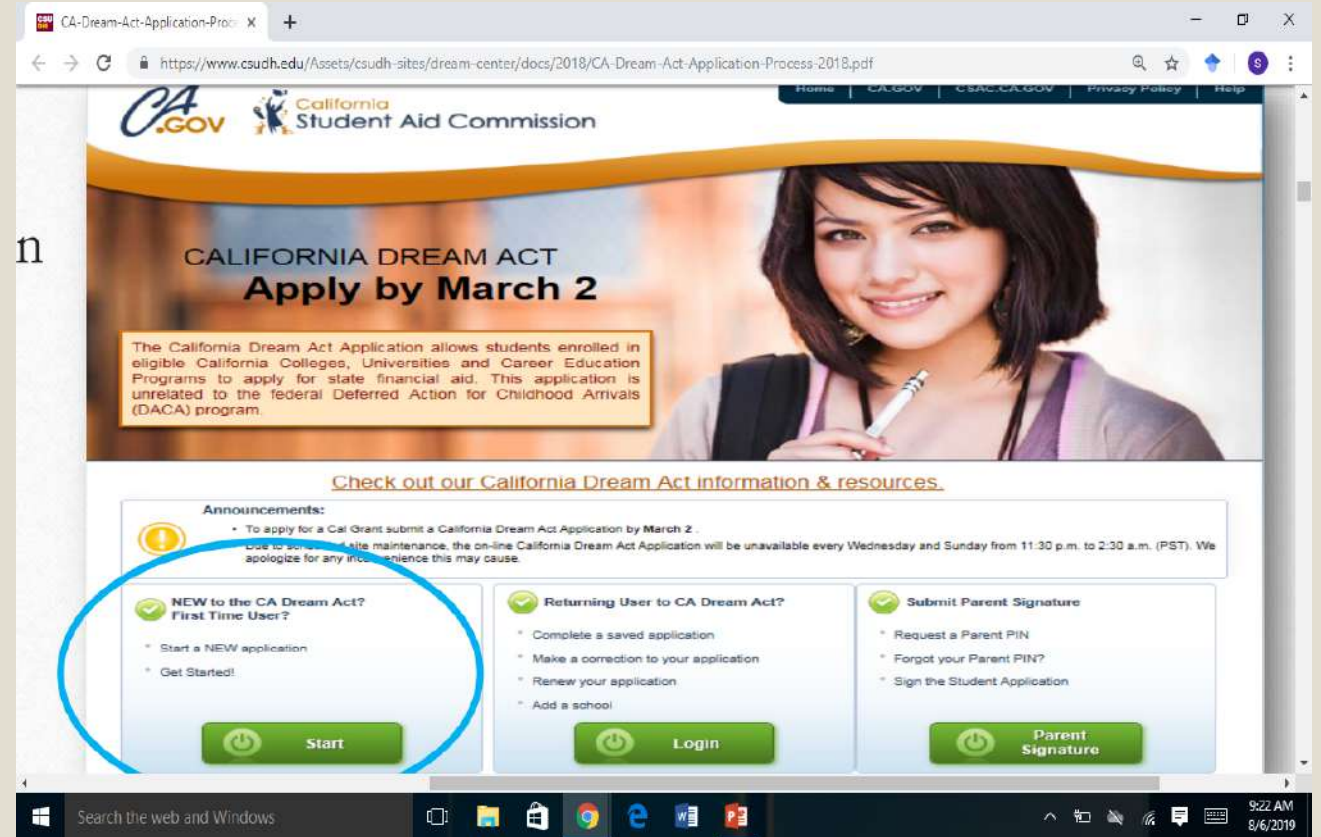
CA DREAM ACT APPLICATION

The California Dream Act Application is for undocumented students who meet the required criteria. It allows students interested in attending eligible California Colleges, Universities and Career Education Programs to apply for state financial aid.

FAFSA AID FOR DREAMERS INCLUDE:

- *Cal Grant, Chafee Grant, Middle Class Scholarship
- *UC Grants, State University Grant
- *California Community College Promise Grant
- *EOP/EOPS
- *Private & Selected University Scholarships

APPLY BY MARCH 2.



The screenshot shows the California Dream Act Application website. The main heading is "CALIFORNIA DREAM ACT Apply by March 2". Below this, there is a text box explaining that the application allows students enrolled in eligible California Colleges, Universities and Career Education Programs to apply for state financial aid. The website also features a navigation bar with links for Home, CA.GOV, CSAC.CA.GOV, Privacy Policy, and Help. A prominent announcement states: "To apply for a Cal Grant submit a California Dream Act Application by March 2. Due to scheduled site maintenance, the on-line California Dream Act Application will be unavailable every Wednesday and Sunday from 11:30 p.m. to 2:30 a.m. (PST). We apologize for any inconvenience this may cause." Below the announcement, there are three main application paths: "NEW to the CA Dream Act? First Time User?" (with a "Start" button), "Returning User to CA Dream Act?" (with a "Login" button), and "Submit Parent Signature" (with a "Parent Signature" button). The "NEW to the CA Dream Act?" section is circled in blue. The website footer includes a search bar and the date "9:22 AM 8/6/2019".

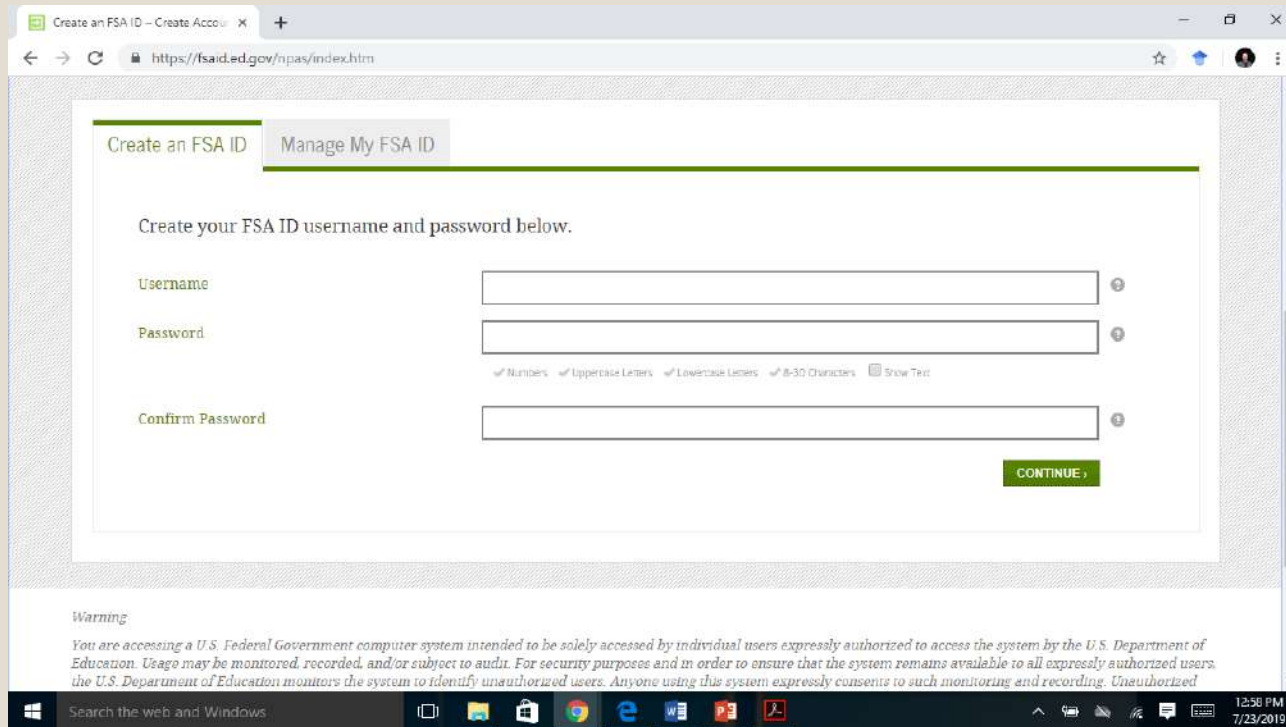
For more information on application requirements and deadlines visit: [California Dream Act](#)

FAFSA OVERVIEW

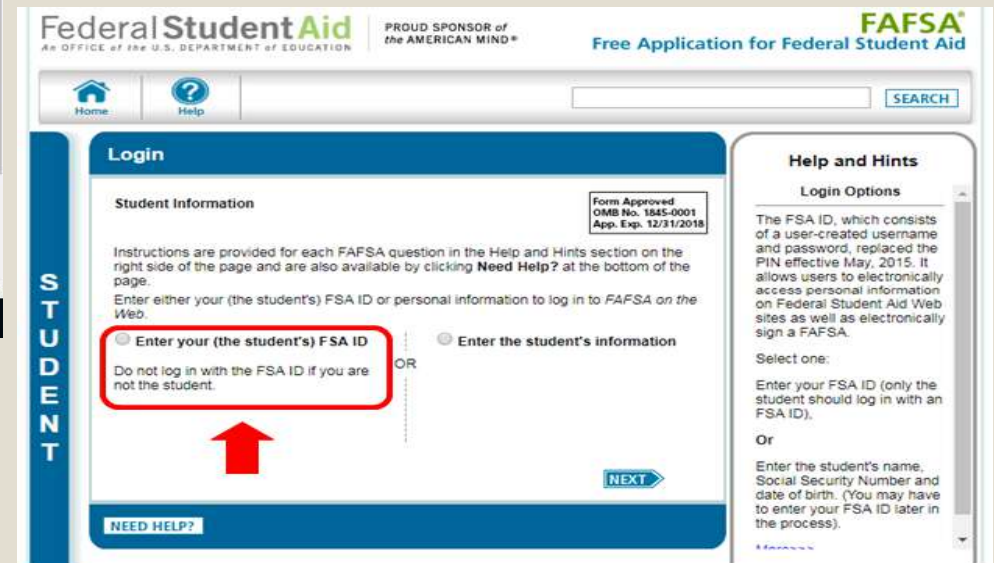
Creating an FSA ID:

What is an FSA ID? It is a username and password you use to log in to certain U.S Department of Education Websites, including fafsa.gov, StudentAid.gov, and StudentLoans.gov. You will also need this ID to electronically sign your FAFSA.

- Visit [FSA ID](#) to create your FSA ID.
- You will need your Social Security Number, full name and date of birth.
- You'll also need to create a memorable username and password.



The screenshot shows a web browser window with the URL <https://fsaid.ed.gov/npas/index.htm>. The page has two tabs: "Create an FSA ID" (active) and "Manage My FSA ID". Below the tabs, the text reads "Create your FSA ID username and password below." There are three input fields: "Username", "Password", and "Confirm Password". The "Password" field has a strength indicator below it showing "Numbers", "Uppercase Letters", "Lowercase Letters", "8-30 Characters", and "Show Text". A green "CONTINUE" button is located at the bottom right of the form area. At the bottom of the browser window, a Windows taskbar is visible with the date and time "12:58 PM 7/23/2019".



The screenshot shows the FAFSA login page. At the top, it says "Federal Student Aid" and "FAFSA Free Application for Federal Student Aid". Below this is a navigation bar with "Home" and "Help" buttons, and a search box. The main content area is titled "Login" and "Student Information". It contains instructions for logging in and two radio button options: "Enter your (the student's) FSA ID" (selected) and "Enter the student's information". A red box highlights the "Enter your (the student's) FSA ID" option, and a red arrow points to it. A "NEXT" button is at the bottom right. On the right side, there is a "Help and Hints" section with "Login Options" and a "NEED HELP?" button at the bottom left.

California College Promise Grant

The screenshot shows the CCCApply website interface. At the top, there is a navigation bar with the CCCApply logo and the text "Your online gateway to the California Community Colleges". A "Español" button is visible. Below the navigation bar, there are tabs for "Home", "Colleges", "Apply", "Money", "Parents", and "Help". The main content area features a heading "California College Promise Grant (formerly known as the BOG Fee Waiver)". To the left, there is a text block explaining the grant: "For eligible California residents, the California Community Colleges Promise Grant permits enrollment fees to be waived. (Assistance for the purchase of books and supplies must be applied for separately.) Many California community colleges offer online California College Promise Grant (formerly known as the BOG Fee Waiver) applications through CCCApply. When you use these financial aid online applications, the data you've entered in CCCApply will be transferred automatically, making your financial aid application much easier and faster. In addition, the form for applying for the California College Promise Grant (formerly known as the BOG Fee Waiver) is available via PDF from the icanaffordcollege.com website." To the right of this text is the California Community Colleges logo. Further right is a prominent "Apply Today" button, followed by a dropdown menu labeled "Select a community college" and a large green "APPLY" button. Below these buttons, there is a paragraph: "CCCApply.org is your online gateway to the California Community Colleges. Each year at our 114 colleges, 2.1 million students from all over the world build their career skills, prepare for transfer to four-year colleges and universities, or simply enrich their lives through learning." The Windows taskbar is visible at the bottom, showing the search bar and various application icons, with the system clock displaying "10:17 AM 7/23/2019".

*Formerly known as the Board of Governors (BOG) Fee Waiver.

*Allows eligible CA residents enrollment fees to be waived at participating Community Colleges

*Must complete FAFSA in order to be eligible

What happens after I submit the FAFSA?

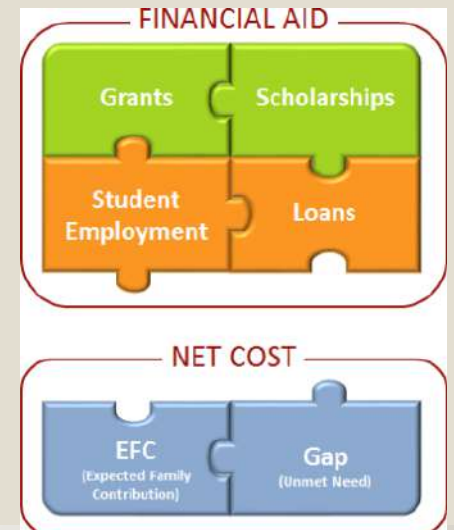
EMAIL/MAIL

- Students will be sent either email or paper-mail notifications regarding your financial aid award.
- Students are usually sent an award-letter guide which contains important information on your student rights AND responsibilities as a financial aid recipient.



ACCEPT/DECLINE AWARDS

- Students maybe instructed to accept or decline financial aid awards via their student portal
- A detailed overview of awards, grants and scholarships as well as cost of attendance will also be found in the student portal



REMINDERS:

- Always write down and remember your passwords ✓
- Stay on top of all deadlines and know the requirements for your college choices ✓
- Sign up to participate in Career Center College-Fair ✓
- Make the time to visit college campuses that might interest you ✓



Important Dates:

- **October 1** : First day to submit CSU application
- **October 1**: Filing period opens for FAFSA & California Dream Act
- **October 2**: UC Insights Questions Workshop @ 7:30am in Library
- **October 3**: Financial Aid Presentation
- **October 30**: Financial Aid Parent Workshop (English & Spanish)
- **November 30**: UC & CSU applications due



THANK YOU! If you have any remaining questions remember to speak to your counselors!