

# 9<sup>th</sup> Grade Plan for College & Career Readiness

CENTRAL DAVIS JUNIOR HIGH



# Central Davis Counseling Center

## Counselors:

Mrs. Oram (A - Gi)  
[horam@dsdmail.net](mailto:horam@dsdmail.net)

Mrs. Miller (G1 - O)  
[shamiller@dsdmail.net](mailto:shamiller@dsdmail.net)

Mrs. Nightengale (P - Z)  
[rnightengale@dsdmail.net](mailto:rnightengale@dsdmail.net)

## Office Phone:

801-402-7107

## Office Hours:

7:45 am - 3:15 pm  
Monday - Friday



# When should I talk to my counselor?

- Bullying
- Grief & Loss
- Thoughts of depression/suicide
- Feelings of anxiety
- You or someone you know is:
  - Hurting themselves
  - Being hurt by someone else
  - Planning on hurting themselves or someone else
- Schedule changes
- Teacher concerns
- Help with grades & organization
- High School planning
- Information about classes, college, & career planning



# Cub Counseling Canvas Page

- If you haven't already, be sure to check out our Canvas page! There are all kinds of videos, information, and resources to help with stress/anxiety, mindfulness, suicide/self harm, self esteem, study skills, and MORE!
- If you don't see this course on your Canvas Dashboard, let Mrs. Nightengale know and she will add you!

([rightengale@dsdmail.net](mailto:rightengale@dsdmail.net))



# Academic Supports

## Math Tutoring Mentor

- ✓ By teacher/counselor referral only
- ✓ Appointment times vary
- ✓ Student will miss class time & is responsible for any missed work during this time

## Student Success Mentor

- ✓ By counselor/teacher referral only
- ✓ Leads student group work (ex: learning resiliency)
- ✓ Individual student academic tracking & accountability

## Student Academic Mentor

- ✓ By counselor/teacher referral
- ✓ Individual academic tracking & accountability

## Before/After School and Wednesday Morning Teacher Appointments

- ✓ Coordinate a day and time to meet with your teacher(s)





# College Planning: What can I do in Jr. High?

1. Begin learning about yourself & thinking about what you'd like to do for a career. (Take the [Career Test here](#) or [here \(Holland Code\)](#) , and the [Reality Check here](#))
2. Create/update your 4-year Plan for High School.
3. Start saving money for college. ([How to Pay for College](#))
4. Prepare for high school; decide what kind of student you'd like to be & start practicing!



# High School Graduation Requirements (Davis School District)

1. Earn at least 27 HS credits (grades 9-12)
  2. Complete the following credits:
    - a. English - 4.0 credits
    - b. Social Studies - 3.0 credits
    - c. Math - 3.0 credits
    - d. Science - 3.0 credits
    - e. PE - 1.5 credits
    - f. Health - 0.5 credit
    - g. Fine Art - 1.5 credits
    - h. CTE - 1.0 credit
    - i. Digital Literacy - 0.5 credit
    - j. Financial Literacy - 0.5 credit
    - k. Electives - 8.5 credits
  3. Make up any U's in citizenship.
  4. Pass the US Citizenship Exam.
-  *LDS Seminary does not count toward HS graduation credits.*
-  *Foreign language is not a high school graduation requirement.*
- [Access the NCAA Website Here](#)



# 9th Grade Required Coursework

## Full Year (choose 1 from each line):

- English 9 / English 9 Honors
- Earth Science / Biology / Physics w/Tech / AP Environmental Science
- Secondary Math I / Secondary Math I Honors / Secondary Math II Honors
- World Geography / AP Human Geography

## Semester (Recommended):

- PE Skills & Techniques 9
- Exploring Computer Science





# 10th Grade Required Coursework

## Full Year (choose 1 from each line):

- English 10 / English 10 Honors
- Chemistry / Physics / Physics w/ Tech / Biology / AP Biology
- Secondary Math II / Secondary Math II Honors / Secondary Math III Honors
- World History / World History Honors / AP World History

## Semester (choose 1 from each line):

- Health Education 2 / Intro. to Health Sciences
- Exploring Computer Science / Digital Business Tech. / Computer Programming 1A
- Driver's Ed. (permit required)
- Fit for Life



# High School Open House Dates & Resources

- ▶ Layton High
- ▶ **February 15, 2022, 6-7 pm**
- ▶ [LHS Registration & Catalog](#)
- ▶ Northridge High
- ▶ **January 25, 2022, Time TBD**
- ▶ [Sophomore Orientation & Registration Information](#)

Be sure to Select the Tab

*Class of 2025*





- Please take the time to review your high school's course catalog and course request form (found on the previous slide).
- You will need this information when you participate in your high school's Open House!!
- You can print this form yourself or come to the counseling office to pick one up.

THIS IS HOW YOU WILL CHOOSE YOUR 10<sup>TH</sup> GRADE CLASSES!





# Learn About CTE Options



# CTE Information Links

CTE, Davis District  
[District CTE Link](#)

CTE Layton High  
[LHS CTE page link](#)

CTE Northridge HS  
[NHS CTE page link](#)



# Davis Technical College (DTC)

- Tuition-free while in High School
- Program certifications that lead directly to a career
- Transfer to DTC after high school or to a college or university
- Programs available in:
  - Business and Technology
  - Construction
  - Health Professions
  - Manufacturing
  - Service Profession
  - Transportation



**DAVISTECH**

DAVIS TECHNICAL COLLEGE

[Davis Tech Resources](#)



# Earning College Credits in High School

- Concurrent Enrollment (CE)
- Advanced Placement (AP)
- Early College & International Baccalaureate (IB)
  - Ask your high school counselor about other available college-credit options at your school.

## Layton High AP/CE Classes



## Northridge High AP/CE Classes





# Concurrent Enrollment





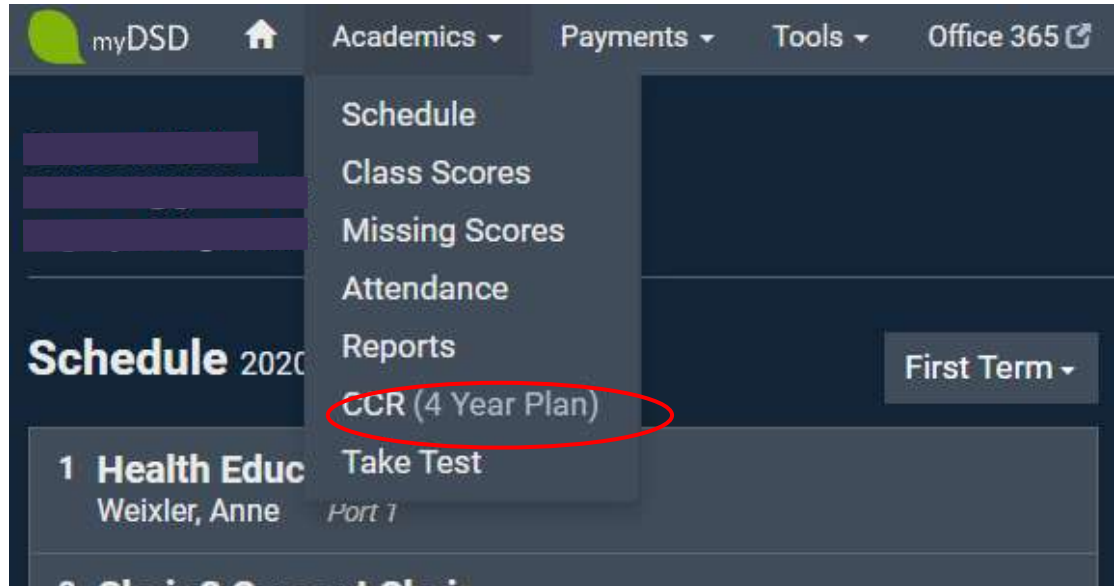
# Military

- ▶ US Military Academy: <https://www.westpoint.edu/>
- ▶ US Naval Academy: <https://www.usna.edu/homepage.php>
- ▶ US Coast Guard Academy: <https://www.uscg.mil//>
- ▶ US Air Force Academy: <https://www.usafa.edu/>
- ▶ USMMA: <https://www.usmma.edu/>
- ▶ National Guard: <https://www.nationalguard.com>
- ▶ General Military Information: <https://usa.gov/join-military>



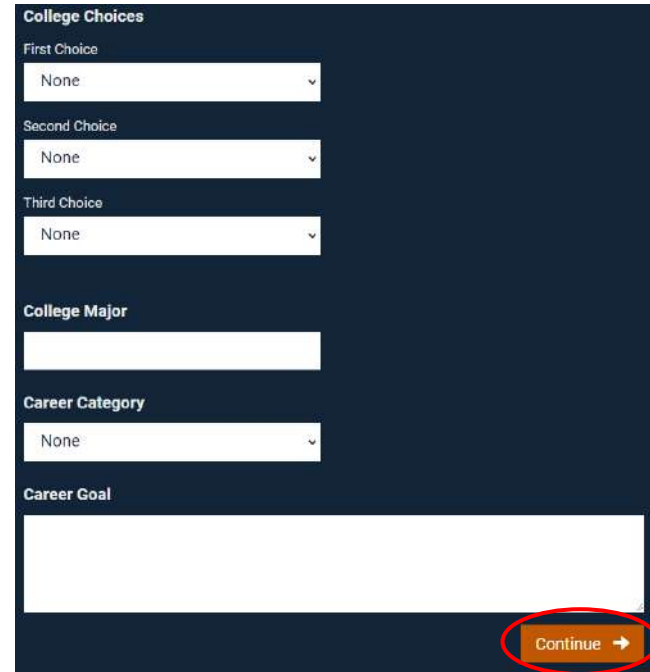
# Completing your 4-Year Plan

1. Login to myDSD.
2. Select “Academics” at the top.
3. Select “CCR (4 Year Plan).”



# Completing your 4-Year Plan

1. Answer the questions about your plans for college & scholarships.
2. List your top 3 college choices, your desired major, and career.
3. Click “Continue →”.



The screenshot shows a dark-themed form titled "College Choices". It contains the following fields:

- First Choice:** A dropdown menu with "None" selected.
- Second Choice:** A dropdown menu with "None" selected.
- Third Choice:** A dropdown menu with "None" selected.
- College Major:** A text input field.
- Career Category:** A dropdown menu with "None" selected.
- Career Goal:** A large text input area.





















At the bottom right of the form, there is a red button labeled "Continue →", which is circled in red. A speaker icon is visible in the bottom right corner of the slide.

# Completing your 4-Year Plan



1. On the Graduation Plan screen, click “Edit” next to each subject.
2. Choose a course for each grade level from the drop-down menus.
3. Check to make sure that the credits “Planned” matches the number of credits “Required”.
4. Save changes.
5. Work through each subject area until each is completed.

The  symbol means that you have not planned enough credits to meet the requirement

Graduation Plan					
Required Core Subjects					
Category		Total Credits			edit
		Required	Received	Planned	
Language Arts		4	0	0	
Mathematics		3	0	0	
Science		3	0	0	
Social Studies		2.5	0	0	
U.S. Government & Citizenship		0.5	0	0	
Health Education		0.5	0	0	
Physical Education		1	0	0	
Fit For Life		0.5	0	0	
Fine Arts		1.5	0	0	
Career And Technical Education		1	0	0	



# Common Questions

*“The class I want to take in high school isn't listed in the drop-down menu, but I know they have it at the high school I'm going to.”*

OR

*“What is Released Time? IT IS NOT TIME OFF FROM SCHOOL. It is a religion class.!”*



The screenshot shows a dark-themed interface for taking notes. At the top left, the word "Notes" is written in white and is circled in red. Below it are four tabs: "Grade 09", "Grade 10", "Grade 11", and "Grade 12". The "Grade 10" tab is currently selected. Underneath the tabs, the text "Notes and comments for grade 10" is displayed above a large, empty white text area. At the bottom right of the interface, there is an orange button with the text "Save all notes".



## Other 4-Year Plan Tips

***“What if I’m not sure what classes I want to take in 12th grade yet?”***



## Community Involvement!

- ▶ Utah Nonprofits Association
- ▶ YSA: Youth Serve America
- ▶ PTSA Council
- ▶ City Youth Council Boards
- ▶ Religious & Civic Organizations
- ▶ Keep track of your awards, etc. for scholarships



# Apps You Can Download

[Keys to Success: College Planning Information Education Planner.org](#)



**KEYS  
TO  
SUCCESS**

[SafeUT: Mental Health Crisis Tipline and Chat](#)

