


# Welcome New Student Orientation



May 14, 2021

**WE WORK  
HERE!**

work hard • work together • allow others to work  
Fort Hayes MEC | THE FORT

# Who are the Administrators?



Dr. Milton Ruffin - Principal/Director

Mrs. Crystal Sanders - Assistant Principal , Career Center

Ms. Amanda Harding - Assistant Principal Grade 12

Dr. Tony Anderson - Assistant Principal, Grade 10-11

Dr. William Anderson - Assistant Principal, Grade 9

# Mission Statement

The Fort Hayes Metropolitan Education Center's mission is to create expectations of excellence within students through challenging and collaborative learning, by blending the arts, academics, and career programs.



# School Culture

**WE WORK  
HERE!**


work hard • work together • allow others to work

Fort Hayes MEC | THE FORT

# WE WORK HERE

## Work Hard - Work Together - Allow Others To Work

- Follow the Dress Code and be prepared to dress for weather
- Bring a copy of your schedule
- Arrive 10 minutes before your scheduled bus time
- Report to Building 110 (Cafe) when you exit the bus
- Put your cell phone away and on silent/vibrate
- Have an excellent attitude
- Prepare for multiple procedures, and directions, from multiple adults
- Only attend classes that are on your schedule regardless of the situation



Ms. Lauren Peterson (Students A-K)

Ms. Kristen Gillman (Students L-Z)

Ms. Lisa Kliner (IAT, 504 & AP)

**Who are the School Counselors?**

**Offices located in Building 101, 1st Floor**



# **Additional Resources**

**Internship Coordinator:** Marsee Waddell

**School Nurse:** Cynthia Hendricks

**School Psychologist:** Kristen Neimeyer

**School Social Worker:** Joy Hostetler

**Special Ed. Coordinator:** Alyx Zavodny

# Start of School Year Assumptions



- Students will attend 5 days per week.
- Students will bring fully charged devices each day.
- Staff and students will follow COVID-19 health and safety guidelines.

**WE WORK  
HERE!**  
work hard • work together • allow others to work  
Fort Hayes MEC | THE FORT






# Schedules

Schedules will be posted on Infinite Campus



Locker information is at the top of the schedule



# Fort Hayes Schedule

<u>MON/THURS</u>	<u>TUES/FRI</u>	<u>TIME</u>
<b>PERIOD</b>	<b>PERIOD</b>	
1	2	7:30-8:50
3	4	8:55-10:15
5	5	10:20-11:00
6	6	11:05-11:45
7	8	11:50-1:10
9	10	1:15-2:35



5 days a week

# Grad Requirements: Credits

## 22 Specific Credits Required:

- 4 Credits - English
- 4 Credits - Math
- 3 Credits - Science
- 3 Credits - Social Studies
- 1 Credit - Academic Elective (addtl SS or Sci)
  - 1 Credit - Technology
  - 1 Credit - Fine Arts
- 0.25 Credit PE I & 0.25 Credit PE II
  - 0.50 Credit - Health
  - 3.0 Credits - Electives
- 1.0 credit - Internship (120 Hours of Community Service)



# Building Restrictions

All buildings, with the exception of Building 110 Cafeteria, are closed to students prior to 7:15 AM.

Lunch access is limited to Building 110 Cafeteria, the courtyard outside of Building 110 and the oval (weather permitting)

Students may not enter any other building during lunch without a pass from a teacher.

# Dress Code

NO...

- SHORTS
- No Sagging
- FLIP FLOPS, SLIDES, SHOES WHERE STUDENTS FEET ARE UNPROTECTED
- Halter tops, Tube Tops, Spaghetti Strap Dresses, MUSCLE SHIRTS or BASKETBALL JERSEYS ( WITHOUT AN UNDERSHIRT)
- SEE THROUGH CLOTHING OF ANY KIND
- Bare Midriffs
- Handkerchiefs or Bandanas, or Gang affiliated paraphernalia
- HATS INSIDE OF BUILDINGS
- CLOTHING OR JEWELRY THAT ADVERTISE OR PROMOTE ALCOHOL, DRUGS, TOBACCO, OR FIREARMS OR CULTURALLY INAPPROPRIATE OR OFFENSIVE SOCIAL MESSAGING, CLOTHING THAT CONTAINS PROFANITY
- All skirts at least 2 inches from the knee

**FAMILIES: WE WILL CALL AND ASK SOMEONE TO BRING A CHANGE OF CLOTHING**

# Chromebooks

- The Chromebook screen can be damaged if subjected to rough treatment. Chromebooks are particularly sensitive to damage from excessive pressure on the screen.
- Bring **Charged** Chromebooks to school
- Replacements are limited (Ms. Hogan = Contact)

# HOW TO PROPERLY WEAR A FACE MASK



**DON'T**

wear your mask below or low on your nose



**DON'T**

leave your chin exposed or let your mask hang loosely with gaps around your face



**DON'T**

wear your mask under your chin or temporarily remove it in public



**DO**

wear your mask up to the top of your nose and under your chin; snug and without gaps



# Weather







**01**

**Enter & Exit Building  
Hallway  
Classroom**

# Entering and Exiting the Buildings

1. Everyone entering the school must have a face mask
2. Social distancing must be practiced (minimum of six feet) at all times
3. Staff and Student Entry through main entrance of buildings (only)
4. Exit procedures by building
5. Elevator is clearly marked for single person use



# Walking in the Hallway (remainder of this school year)

1. Follow all direction signage (controlled movement patterns)
  3. Social distancing must be practiced (minimum of six feet) at all times
2. Line up outside classroom while teacher is sanitizing and wait to be admitted, unless directed otherwise
  4. No Congregating or “loitering” (normally we support students socializing at the appropriate time)



# Classroom

Students will line up in the hallway and enter the classroom when prompted

Students will sanitize their hands upon entry

Students will maintain social distancing and follow all classroom rules

Students will exit the classroom when dismissed by the teacher





02

Lunch  
Restroom  
Water

**WE WORK**  
**HERE!**  
work hard • work together • allow others to work  
Fort Hayes MEC | THE FORT

# Lunch Procedures

- 1) Students are encouraged to eat outside and dispose of trash in bins provided (weather permitting)
- 2) If there is space, students may eat in the cafeteria as long as social distancing measures are taken, students face the same direction
- 3) Food will be packaged in a “grab and go” container
- 4) Students must wash and/or sanitize hands prior to eating
- 5) Food will be picked up in the cafeteria by individual students utilizing a socially-distant, staggered line and then taken to the designated eating area with overflow rooms for lunch (cafeteria building 63)
- 6) Administrators and on “Duty” individuals will direct students entering and leaving.

# LUNCH Areas

- 9th grade (west campus lawn or 110 cafe)
- 10th grade (west campus lawn or 110 cafe)
- 11th grade (east campus lawn or CC cafe)
- 12th grade (east campus lawn or CC cafe)

[wanderson8523@columbus.k12.oh.us](mailto:wanderson8523@columbus.k12.oh.us)

+614 365 6681

<https://www.ccsok.us/forthayeshs>

# LUNCH Areas, Continued

- Seniors and Juniors will be in the Career Center for lunch
- Freshmen and Sophomores will be in 110 and 63 for lunch
- Fill up the large areas first then use smaller classrooms for overflow
- Students may enjoy a privileged option of having lunch outdoors following the social distance guidelines
- Masks can only be removed at outdoor lunch while eating
- Students are not allowed to play contact sports or share balls

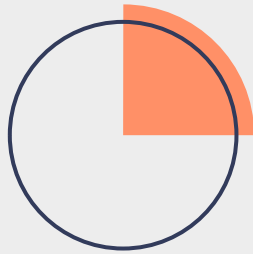
**WE WORK  
HERE!**

work hard • work together • allow others to work  
Fort Hayes MEC | THE FORT




# Restrooms

Bathroom use does not exceed established cap  
maximum 2 occupancy at once.



Students must wash their hands when finished and disinfect them when they return to the classroom.



**Students are not allowed to use restrooms during class changes or lunch periods without permission.**



Student Bathroom Usage  
(Student sign in/out log for each classroom)

# Water

- Drinking fountains are turned off and covered/labeled; not to be used
- Students can get a water bottle twice a day or when needed



# 03

**Bus  
Moving Through Campus  
Social Distancing**

# Bus



Wear your mask at the bus stop and on the bus



Socially distant, 6 ft apart - no changing/moving seats



Students will sanitize hands when entering the bus



# Moving Through Campus



Appropriate signage, decals, etc. are clearly displayed throughout the building (classrooms, common areas, doors, hallways, arrival, and dismissal spaces) depicting mask usage, social distancing, directionality, hand washing (where applicable), etc.



Items (coat, bag, Chromebook, etc.) will stay with the student the entire day (unless they request to secure belongings in their personal locker)



Students will remain in continuous motion. No loitering or clustering in groups as we've previously stated

# DISMISSAL

Check with your teacher about  
bussing before the end of day.

[wanderson8523@columbus.k12.oh.us](mailto:wanderson8523@columbus.k12.oh.us)

+614 365 6681

<https://www.ccsch.us/forthayeshs>



04

**Exposure Procedures  
Before School  
Procedures  
Handwashing**

# Exposure Procedures



If a student exhibit symptoms of Covid-19 while at school, they will be put in a separation room and sent home.

A designated space (the conference room in building 101) and backup space (the security office in building 101) have been identified to use as separation rooms where a student with suspected COVID-19 symptoms can safely isolate until a guardian can pick them up.



Students must be picked up within 30 minutes after they have been placed in a isolation room.



# Before School Procedure

**Daily Health Assessment**, including temperature checks, before arrival to school all which are included in our back to school informational packet

Staff, students, and families have all been informed to not report to school if any of the following are true:

- o A fever of 100.4 F or greater in the previous 24 hours
- o Experienced any of the following symptoms: fever, cough, sore throat, loss of taste or smell, nasal congestion or runny nose, fatigue, headaches, body aches, nausea, vomiting, and/or diarrhea
- o Been in contact with anyone with a confirmed case of COVID-19 within the last 10 days (within 6 feet for more than 15 minutes)

# Hand washing

Hand washing should take place:

- Upon entering the school
- Prior to eating
- After using the restroom
- After a cough or sneeze
- If hands are dirty
- Prior to leaving the school Soap and water for at least 20 seconds (when possible)

# Social Distancing



Maintain 6 ft spacing at all times

Wear your mask at all times

If you forgot your mask, we can give you another one

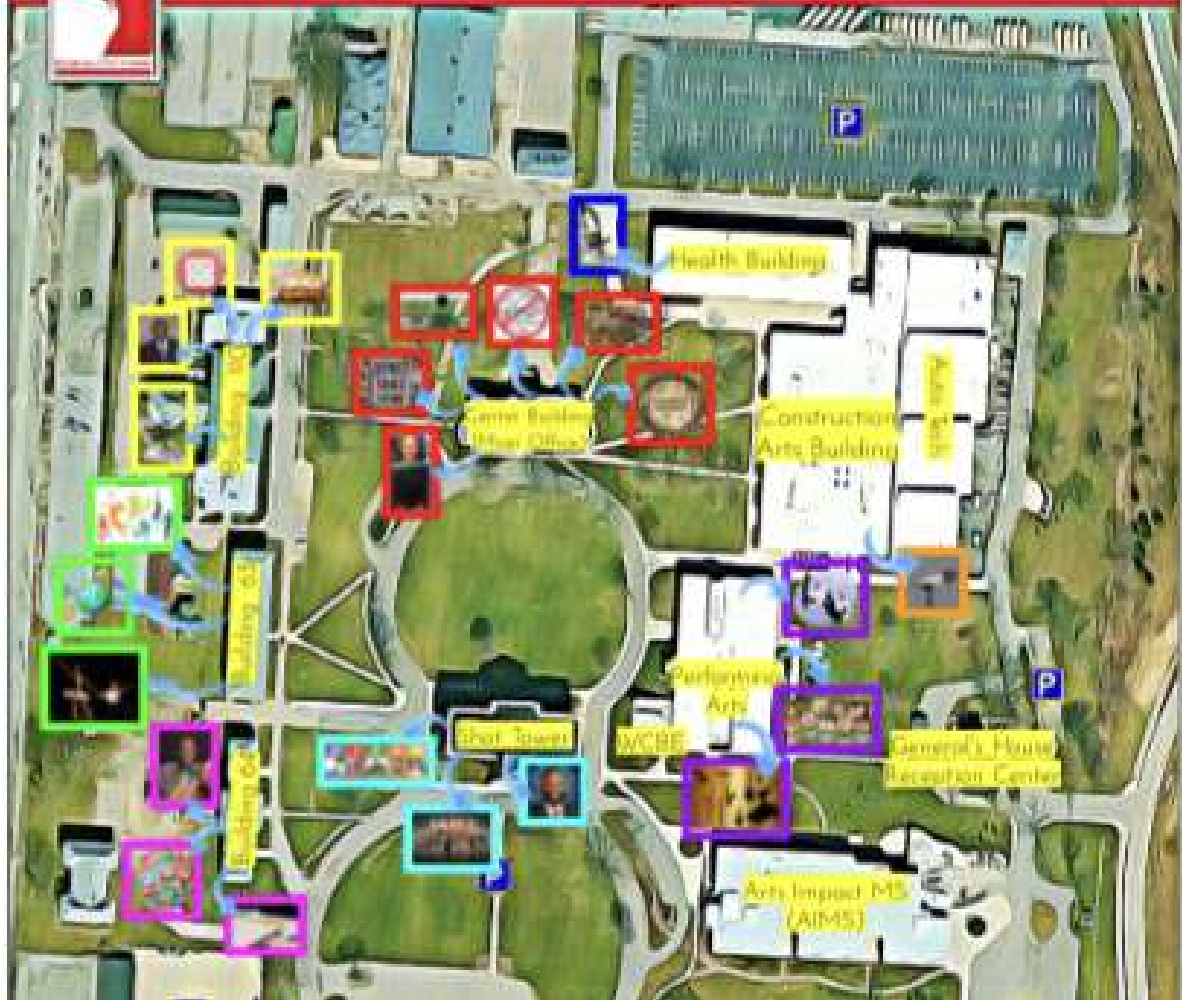



- Following the Dress Code policy, prepared for walking and weather
- Bring a copy of your schedule
- Arrive 10 minutes before your scheduled bus time
- Report to Building 110 (Café) when you exit bus
- Put your cell phone away and on silent/vibrate
- Speak when spoken to
- Prepare for multiple procedures and directions, from multiple adults
- Only attend classes that are on your schedule regardless of the situation

# Summer Homework



- Release date TBA – look for email and phone dialer
- Due first day of school 2021/2022 year
- August 26, 2021
- Website:  
<https://www.ccsqh.us/FortHayesHS>
- Complete all assignments for current schedule



# Campus Map

# Elective Programs



Gabrielle Stefura



# ROTC



Major Benjamin Klepek





# THANKS!

Do you have any questions?



[wanderson8523@columbus.k12.oh.us](mailto:wanderson8523@columbus.k12.oh.us)

+614 365 6681

# WE WORK HERE!

work hard • work together • allow others to work

Fort Hayes MEC | THE FORT