

PREPARE ★ PERFORM  
**I'm a  
SCHOLAR**

SCHOLAR  
SUCCESS GUIDE  
**GRADE 10**

A program of the **Indiana Commission for Higher Education**



Estimate  
the Costs of  
College



Get  
Workplace  
Experience



Take a  
Career Interests  
Assessment



**10**

SCHOLAR SUCCESS  
PROGRAM REQUIREMENTS




**I PLEDGE TO SUCCEED**





AVERAGE ANNUAL SALARIES

THE MORE YOU  
**LEARN**  
 THE MORE YOU  
**EARN**



**\$177,760\***

**PEDIATRICIAN:  
 ADVANCED  
 DEGREE**

\*www.salary.com



**\$67,106\***

**CHEMICAL  
 ENGINEER:  
 4-YEAR  
 DEGREE**



**\$40,770\***

**COMPUTER  
 TECHNICIAN:  
 2-YEAR  
 DEGREE**



TRACK YOUR PROGRESS AT  
**Scholars.IN.gov**  
 Record your ScholarTrack information below

USERNAME: .....

PASSWORD: .....

SCHOLAR ID#: .....



Dear Student,

**Congratulations!** You're now in your sophomore year of high school — one step closer to college and career success.

Now's the time to build on the groundwork you laid during your freshman year to start planning for college and your future career.

As a 10th-grader, you must complete three activities as part of the Scholar Success Program that you began as a freshman to help you stay on track with your 21st Century Scholarship. You will take a **career interests assessment**, **gain workplace experience** and **estimate the college costs** that won't be covered by your 21st Century Scholarship.

In addition to these activities, there are other things you can do now to help you prepare:

- ✓ **Explore different career fields.** Focus on learning more about different types of careers and how they may connect with your interests and skills. Seek opportunities to talk to professionals in career fields you'd like to learn more about. They can help you understand the daily tasks and responsibilities required by the job, as well as the education you would need to work in those fields.
- ✓ **Continue working hard in school.** Stay on the path to success by earning at least a 2.5 grade point average (GPA), taking challenging coursework and involving yourself in extracurricular and service activities at school and in your community. You should also take the Preliminary SAT, or PSAT, which is free for all Indiana sophomores, to help you prepare for college admissions exams in 11th grade.
- ✓ **Learn more about financial aid.** Remember that your 21st Century Scholarship only covers tuition and mandatory fees, so it's important to plan for other expenses, like housing and meal plans. Talk with your parents or guardians and school counselors to explore additional financial aid options and other scholarships that might be available to you.

And remember: As a 21st Century Scholar, you have committed to the Scholar Pledge to meet academic requirements, including completing the Scholar Success Program, and to remain drug- and crime-free during high school and college.

This program guide will help you complete your required activities as a sophomore so that you can stay on track toward graduating high school and succeeding in college and your future career.

Have a great school year!



Teresa Lubbers  
Indiana Commissioner for Higher Education



# PARENTS of Scholars

## TIPS TO HELP YOUR STUDENT SUCCEED.

There are many ways you can help your child succeed in high school and prepare for college success:

- Review classwork and homework with him or her nightly.
- Regularly review online grades and progress reports.
- Meet with teachers and counselors to discuss progress or any concerns.
- Identify a quiet place at home to study.
- Develop a daily homework schedule.
- Talk about college and career plans.

*High school is a crucial time in your child's education — so your help and support mean a lot. As a 21st Century Scholar, your child must successfully complete the Scholar Success Program.*

### *What is the Scholar Success Program?*

The Scholar Success Program helps students prepare for college and career and stay on track to earn the 21st Century Scholarship, which helps pay tuition at Indiana colleges. Each grade level has three activities, outlined in the chart to the right, to complete by June 30 of that school year. This Scholar Success Guide provides information and resources to help students complete the requirements for their grade level. Scholars must complete the specific steps and track their progress online using ScholarTrack.

### *What is ScholarTrack?*

ScholarTrack is an online portal used to track your child's progress through the program. Once your child has created a profile, they'll be able to log in, complete their requirements and see how many tasks they have left.

### *How can I help my Scholar?*

First, read through this guide with your Scholar and help them put a plan together for finishing this year's activities. Then check out **Scholars.IN.gov**. Here, you'll find information about each grade level, and partners that can help your child succeed. Plus, you can log in to ScholarTrack with your child and check his or her progress together.

SO, HOW'S THE HOMEWORK GOING TONIGHT?

OK. BUT I AM REALLY STUCK ON THIS MATH PROBLEM. DO YOU HAVE A MINUTE?





# 21st CENTURY SCHOLAR PLEDGE REQUIREMENTS

As a 21st Century Scholar, you have taken the Scholar Pledge to meet the following requirements:

- ✓ Complete the Scholar Success Program, which includes activities at each grade level in high school to help you stay on track for college and career success. The chart below shows all 12 activities that you must complete by high school graduation. The following pages provide instructions and resources to help you complete this year's requirements.
- ✓ Graduate from a state-accredited high school with a minimum of a Core 40 diploma and a cumulative grade point average (GPA) of at least 2.5 on a 4.0 scale.
- ✓ File the Free Application for Federal Student Aid (FAFSA) by March 10 as a high school senior and each year thereafter until you graduate from college.
- ✓ Apply to an eligible Indiana college as a high school senior, and enroll in college as a full-time student within one year of high school graduation.
- ✓ Maintain Satisfactory Academic Progress (SAP) standards established by your college.
- ✓ Complete 30 credit hours each year you are in college to stay on track toward earning your degree on time.
- ✓ Do not use illegal drugs, commit a crime or delinquent act, or consume alcohol before reaching the legal drinking age.



The **Scholar Success Program** includes activities that will help you stay on track for college and career success.

| GRADE | REQUIRED ACTIVITIES                   |   |                                      |
|-------|---------------------------------------|---|--------------------------------------|
| 09    | Create a Graduation Plan <sup>1</sup> | Participate in an Extracurricular or Service Activity | Watch "Paying for College 101"       |
| 10    | Take a Career Interests Assessment    | Get Workplace Experience <sup>2</sup>                 | Estimate the Costs of College        |
| 11    | Visit a College Campus                | Take a College Entrance Exam (ACT or SAT)             | Search for Scholarships <sup>3</sup> |
| 12    | Submit Your College Application       | Watch "College Success 101"                           | File Your FAFSA                      |

1. Plan should be updated annually to keep students on track for high school graduation and college admission.

2. Includes job shadowing, internship, part-time employment, interviewing a professional or related experience linked to a student's career aspirations.

3. Includes any additional scholarship opportunities beyond the 21st Century Scholarship.



PREPARE  
**I'm a**  
**SCHOLAR**

My name is JC.

I'm a Scholar and  
I'm tracking my  
progress toward a  
career as a lawyer.



WRITE YOUR SCHOLARTRACK  
USERNAME AND PASSWORD  
ON THE BACK OF YOUR  
SCHOLAR ID CARD AND  
KEEP IT WITH YOU.



## SCHOLARTRACK

As you complete the 10th-grade Scholar Success Program activities, log in to your ScholarTrack account at **Scholars.IN.gov/scholartrack** to confirm you've completed the requirements. If you haven't already created your ScholarTrack account and completed your 9th-grade Scholar Success Program activities, get started now so you don't fall further behind and risk losing your scholarship. You must complete your freshman and sophomore activities by June 30 to maintain eligibility for your scholarship.

### ***Keep your contact information updated***

Throughout high school, you will receive information and resources to help you stay on track. Keep your mailing address, email address and phone number up to date to make sure you don't miss anything. If your contact information changes at any point, log in to your ScholarTrack account and make the necessary updates.

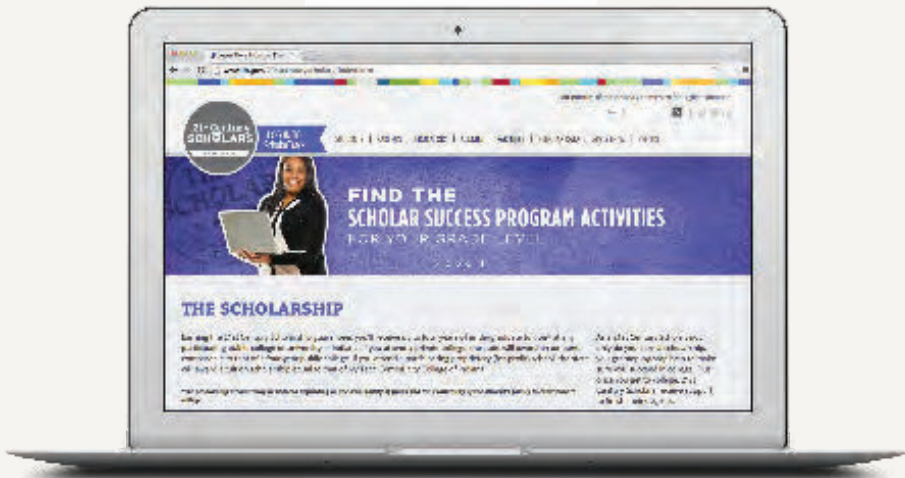
### ***Don't have a computer?***

If you do not have a computer with Internet access at home, use a computer at school, a public library or a friend's house. Or talk to your school counselor, parents or teachers for help finding a computer with Internet access.



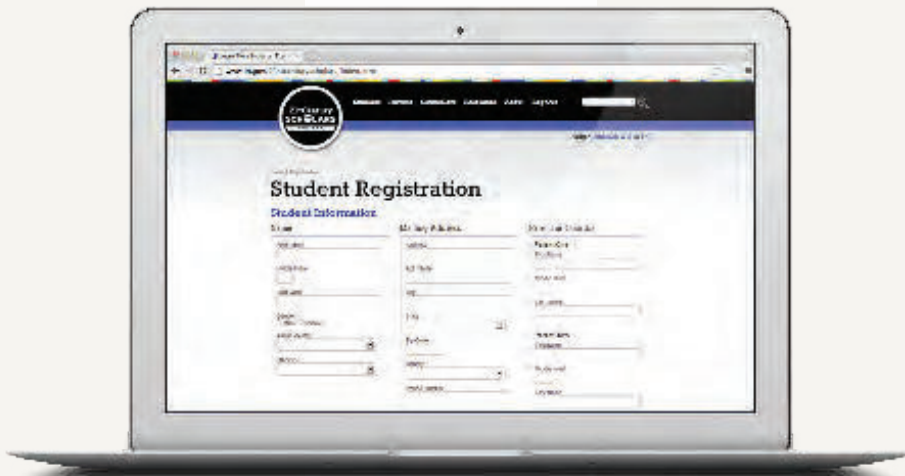
# GET STARTED

at [Scholars.IN.gov](http://Scholars.IN.gov)



## 1 VISIT “SCHOLARTRACK”

Go to [Scholars.IN.gov](http://Scholars.IN.gov) and click “LOG IN TO ScholarTrack.” Select “New Student Account” and enter your Scholar ID and date of birth. (Follow the link below the Scholar ID and date of birth field to find your ID.)



## 2 CREATE A PROFILE

Your profile will help us better understand you and your goals. Fill in the information and follow the steps to complete your profile and create a password.



## 3 START TRACKING

Use the student dashboard to track your progress as you complete the required Scholar Success Program activities at each grade level throughout high school.



# GRADE 10 CHECKLIST

## ***What steps must you take now to achieve your goals?***

If you're not sure, that's okay! That's the whole point of the Scholar Success Program: to guide you every step of the way as you stay on track for college and career success.

In 10th grade, your Scholar Success Program requirements will keep you on the right track as you take a career interests assessment, get workplace experience and watch the "Estimating Your College Costs" video.

On the next few pages, we'll walk you through each of the steps and direct you to the resources you'll need to check them off your list and continue on your way to success!



## ***Take a Career Interests Assessment***

Find out how your interests and skills match up with specific career fields. Log in to your ScholarTrack account to access Indiana Career Explorer and take an assessment. See pages 8-9 for more information.



## ***Get Workplace Experience***

Learn more about career fields and specific careers that interest you through job shadowing, a part-time job or an internship, or by interviewing a professional. See pages 10-11 for more information.



## ***Estimate the Costs of College***

Watch "Estimating Your College Costs" to learn how to calculate how much money you and your family may need to put toward your college education. See pages 12-13 for more information.



PREPARE TO PERFORM  
I'm a  
SCHOLAR

*My name is Carlos.*

*I'm a Scholar and I'm interested in a career in athletics and physical fitness.*

***Do you have any idea where you may want to go to college? What do you think you might study?***


I'm considering Indiana University and Purdue University. I'm thinking about a career in athletics or something in physical fitness.

***What extracurricular activities do you participate in?***

I'm in wrestling, track and soccer, and I also take Judo.

***How have you and your family started preparing for college?***

I've talked with my counselor to get an idea of the things I need to do to prepare for college. Being a 21st Century Scholar gives me options and more opportunities.





# 10 Take a Career Interests Assessment

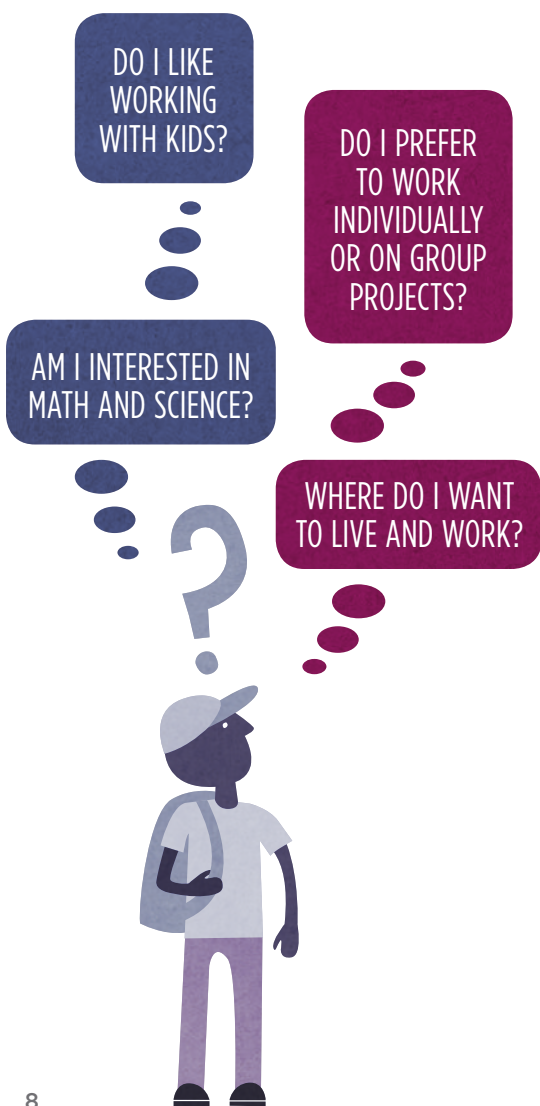
*This is an online tool that will ask you a series of questions to help you identify careers that align with your interests and goals. You might be surprised by what you learn about yourself!*

The career assessment will help you reflect on what kinds of activities you enjoy and what hobbies and interests you value most, and then show you how to connect those interests to a job in the real world. Taking this step as a sophomore will give you an early start to understanding what you may like to study in college and what things are important to you in a future job.

### **Get started!**

- 1. THINK ABOUT YOUR INTERESTS AND SKILLS.** Before you take a career interests assessment, take a moment to consider what you like to do and what you are good at doing (and what others say you are good at doing).
- 2. LOG IN TO YOUR SCHOLARTRACK ACCOUNT.** Go to **Scholars.IN.gov/scholartrack** and log in to your account. Click on “Take a Career Interests Assessment” and review the information. Then, follow the steps to access the Indiana Career Explorer website. You should have created an Indiana Career Explorer account when you started your Graduation Plan as a freshman. If you’ve forgotten your username or password, follow the steps to retrieve your login information. If it’s your first time using the website, follow the instructions to register as a new user.
- 3. TAKE THE CAREER INTERESTS ASSESSMENT.**

Once you’re logged in to Indiana Career Explorer, there are three assessments available. To complete the requirement, you must take the assessment labeled “Career Interests Assessment.” You’re encouraged to complete all three questionnaires to get a better idea of what interests you, what you do well and what is important to you in a career.







NEED ASSISTANCE? WATCH A VIDEO ABOUT HOW TO USE INDIANA CAREER EXPLORER AT [INDIANACAREEREXPLORER.COM](http://INDIANACAREEREXPLORER.COM).

### ***What did you learn about yourself?***

Once you have an idea of what careers you may be interested in, take some time to research them. What type of education and training will you need? How long will you need to go to school? What sort of salary should you expect? What sort of schedule will you be expected to work?

### ***Things may change***

Consider taking these assessments a few times throughout high school. With Indiana Career Explorer, you can retake the career interests assessment any time you want. Completing the questionnaires at each grade level will allow you to see if any of your interests, skills or work values have changed and if there are any other career directions you should consider.

For more information and resources to help you plan for college and career success, visit [LearnMoreIndiana.org/career](http://LearnMoreIndiana.org/career).



### **COMPLETE THE REQUIREMENT!**

Go to [Scholars.IN.gov/scholartrack](http://Scholars.IN.gov/scholartrack) and log in to your account to answer a few questions that confirm you've completed this activity.

## WHAT TO EXPECT IF YOU WANT TO BE A...

**PSYCHOLOGIST**



**ANNUAL SALARY**  
\$84,000\*

**DOCTORATE**  
3-5 years beyond a master's degree

**SOFTWARE ENGINEER**



**ANNUAL SALARY**  
\$67,000\*

**MASTER'S**  
2-3 years beyond a bachelor's degree

**REGISTERED NURSE**



**ANNUAL SALARY**  
\$55,000\*

**BACHELOR'S**  
4 years beyond a high school diploma

**ELECTRICIAN**



**ANNUAL SALARY**  
\$40,000\*

**ASSOCIATE**  
2-3 years beyond a high school diploma



# 10 Get Workplace Experience

*You will gain a better sense of what a certain job or workplace is like, as well as valuable lessons about responsibility, time management and how to act in a professional environment.*



JUGGLING WORK AND SCHOOL CAN BE TRICKY, BUT IT CAN ALSO BE VERY REWARDING.



To complete this activity, you must participate in at least one workplace experience during your 10th-grade year of high school. There are different types of opportunities you can pursue, from job shadowing or interviewing a professional to a part-time job, or you may even find an internship related to your career interests.

## **Get started!**

Talk with your parents or guardians, teachers, school counselors or other adults who could help you connect to workplace experiences. You could also search for postings around your community center, at school or online.

If you have already taken your career assessment, you can look for opportunities that align with career fields you're interested in or allow you to use skills you enjoy. For instance, if you think you want to be a veterinarian, contact your local veterinary clinic and ask if you can interview or shadow the doctor or technician for a day. If you're interested in being a chef, try getting a part-time job in a restaurant.

## **Job shadowing**

Job shadowing involves spending a day or part of a day with someone who works in a career field you find interesting. Job shadowing gives you a chance to observe a professional on the job — performing everyday work tasks, interacting with colleagues and more. If you're not able to shadow someone for a portion of the day, ask if you can schedule a brief interview. You will have an opportunity to ask questions of a professional and learn more about the education and training he or she pursued to get a job in that field.



## FIND CREATIVE WAYS TO GAIN CAREER EXPERIENCE:



CHECK OUT THE JOB BOARD AT YOUR SCHOOL OR LOCAL COMMUNITY CENTER.

### *Internships*

An internship is a real-world experience related to your career interests and goals. An internship typically lasts a few months or more and provides hands-on involvement, allowing students to gain valuable on-the-job training and skills. Internships can range from several hours per week to full time and may be paid or unpaid.

### *Part-time employment*

Part-time employment, whether or not it's related to your career interests, is valuable workplace experience and helps you save money for college. In addition to providing a paycheck, a job can teach you responsibility and time management and can help you explore career directions. Plus, an employer may provide you with a letter of recommendation when it comes time to apply to college or a future job.

Always keep in mind that you are a student first and school work should be your number one priority.

For more information about what you can do to prepare for college and your future career, visit [LearnMoreIndiana.org/career](http://LearnMoreIndiana.org/career).

### COMPLETE THE REQUIREMENT!

Go to [Scholars.IN.gov/scholartrack](http://Scholars.IN.gov/scholartrack) and log in to your account to answer a few questions about your workplace experience.



- Volunteer at the local animal shelter
- Get a job at a doggy daycare
- Help a family friend tend to animals on his or her farm



- Get a job at a garden center
- Job shadow your school's groundskeeper
- Start a lawn care business mowing neighbors' yards



- See if you can assist a trainer for one of your school's sports teams
- Job shadow a trainer for a local professional team
- Get a job at a sporting goods store



# Estimate the Costs of College

Watch the “Estimating Your College Costs” video to learn how to calculate how much money you and your family may need to contribute toward your college education.

DOWNLOAD THE INDIANA COLLEGE COSTS ESTIMATOR APP FOR YOUR SMARTPHONE.



College may be more attainable than you think. The “Estimating Your College Costs” video will help you determine what college expenses you and your family should plan for.

The video will show you how to use the Indiana College Costs Estimator, which is an online tool that calculates the net price of college. That is the difference between a college’s total or “sticker” price (tuition plus housing, books and supplies, transportation and other living expenses) minus any grants and scholarships that you qualify for — such as the 21st Century Scholarship.

## *Get started!*

Log in to your ScholarTrack account at [Scholars.IN.gov/scholartrack](http://Scholars.IN.gov/scholartrack) and click the link for “Estimate the Costs of College.” Review the information and follow the steps to watch the “Estimating Your College Costs” video.

## *Compare college costs*

Once you’ve watched the video, consider completing the College Costs Estimator at [IndianaCollegeCosts.org](http://IndianaCollegeCosts.org). The calculator will ask you to enter information about your household income and other financial details, so you will want to work with a parent or guardian.

This online tool will calculate your Expected Family Contribution (EFC), which is an estimate that colleges use to determine how much financial aid you would be eligible to receive if you were to attend their school. This same calculation is used when students file a FAFSA (Free Application for Federal Student Aid) during their senior year to determine what need-based financial aid they are eligible to receive. Once your EFC is calculated, you will be able to view side-by-side comparisons of the estimated cost to attend different Indiana colleges.



## CAN YOU SOLVE THE EQUATION? A + B = \$EFC

EFC, or Expected Family Contribution, is an estimate that colleges use to determine how much financial aid you would be eligible to receive if you were to attend their school. Talk with your parents or guardians about what combination of savings and loans you will need to cover your additional expenses.



### Covering the additional costs of college

Consider ways to bridge the gap between what your grants and scholarships will cover and what you and your family will need to pay. Stretch your dollars by opening a bank account or tax-free Indiana CollegeChoice 529 Direct Savings Plan ([CollegeChoiceDirect.com](http://CollegeChoiceDirect.com)). Here are some ways to maximize your savings:

- **SIGN UP FOR UPROMISE®.** Ask your parent or guardian to link his or her credit and debit cards to a UPromise® account and part of what they spend on eligible purchases (like groceries, gasoline and shopping) will be contributed automatically to your 529 plan.
- **SAVE YOUR PENNIES.** Every dollar saved from a summer or part-time job can make a difference over time. Consider setting up your paycheck for direct deposit into your 529 plan.
- **THE GIFT THAT KEEPS ON GIVING.** Ask relatives and friends to contribute to your college savings account for birthdays or holidays. If they live in Indiana, their contributions to your 529 plan are eligible for the state tax credit.

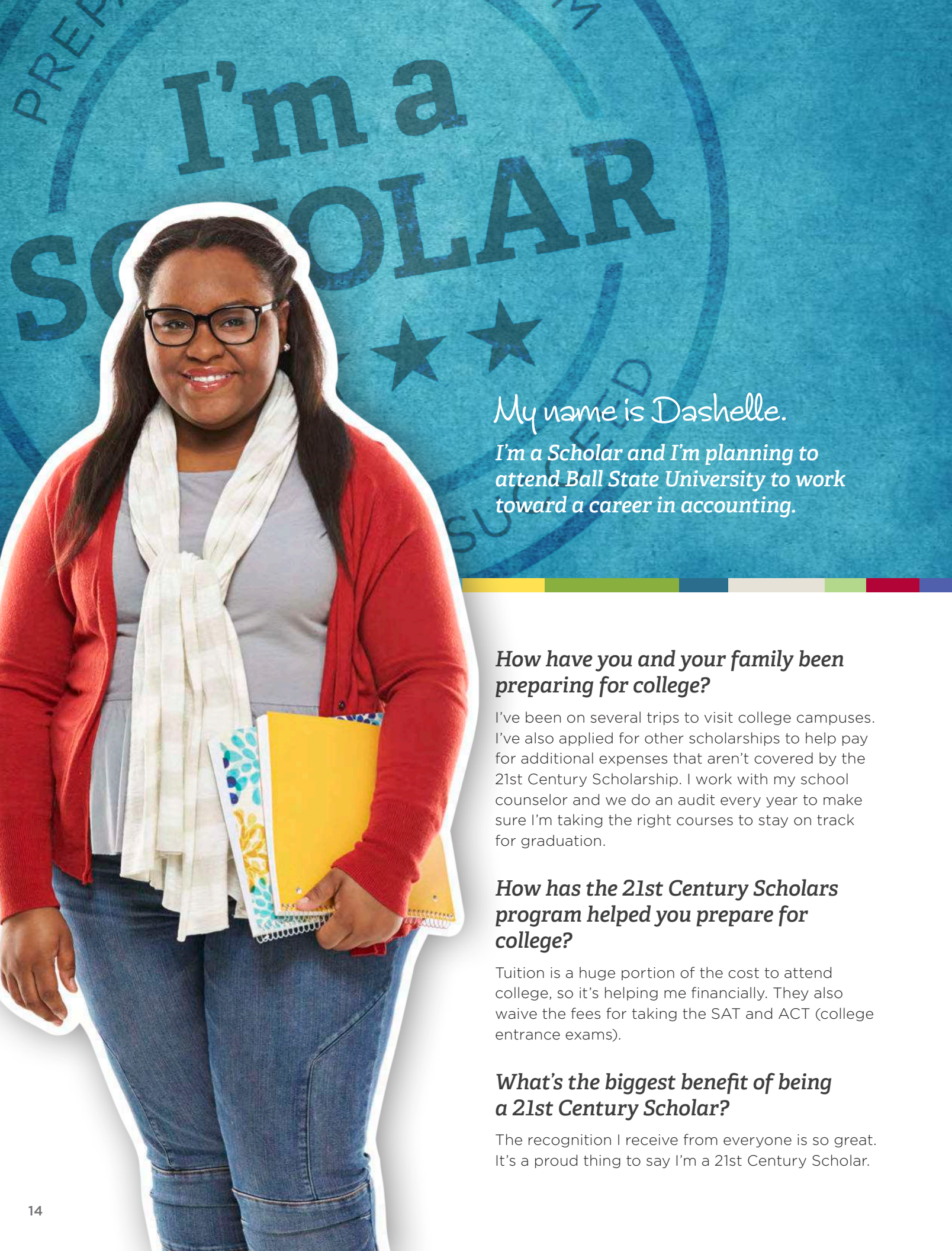
For more information about paying for college, visit [LearnMoreIndiana.org/cost](http://LearnMoreIndiana.org/cost).

### COMPLETE THE REQUIREMENT!

Go to [Scholars.IN.gov/scholartrack](http://Scholars.IN.gov/scholartrack) and log in to your account to answer a few questions that confirm you've watched the video.







*My name is Dashelle.*

*I'm a Scholar and I'm planning to attend Ball State University to work toward a career in accounting.*

***How have you and your family been preparing for college?***

I've been on several trips to visit college campuses. I've also applied for other scholarships to help pay for additional expenses that aren't covered by the 21st Century Scholarship. I work with my school counselor and we do an audit every year to make sure I'm taking the right courses to stay on track for graduation.

***How has the 21st Century Scholars program helped you prepare for college?***

Tuition is a huge portion of the cost to attend college, so it's helping me financially. They also waive the fees for taking the SAT and ACT (college entrance exams).

***What's the biggest benefit of being a 21st Century Scholar?***

The recognition I receive from everyone is so great. It's a proud thing to say I'm a 21st Century Scholar.



# RESOURCES

We know the road to college can be confusing, which is why Indiana has created this guide, as well as many other resources to help you succeed in high school and prepare for college.

## **School Counselors**

The first people you can turn to for help are your school counselors. They have been through the process before, helped many other students like you and can connect you to the assistance you need.

## **Scholars.IN.gov**

The 21st Century Scholars website is a comprehensive resource for you and the Scholar Success Program. If you need more information about the program requirements discussed in this guide, check out [Scholars.IN.gov/grade-10](http://Scholars.IN.gov/grade-10).

## **Student Support Center: 1-888-528-4719**

Call the Student Support Center if you have any questions about your scholarship or the 21st Century Scholars program. Or you can email us at [Scholars@che.IN.gov](mailto:Scholars@che.IN.gov).

## **Regional Outreach Coordinators**

For answers to your questions contact your regional Outreach Coordinator. To locate your Outreach Coordinator, visit [Scholars.IN.gov/contact-us](http://Scholars.IN.gov/contact-us).

## **Learn More Indiana**

Learn More Indiana has answers to your questions about planning, preparing and paying for college completion and career success.

Website: [LearnMoreIndiana.org](http://LearnMoreIndiana.org)

Facebook: [Facebook.com/LearnMoreIN](https://www.facebook.com/LearnMoreIN)

Twitter: [Twitter.com/LearnMoreIN](https://twitter.com/LearnMoreIN)

## **College Success Coalitions**

Learn More Indiana has developed a growing network of state and local organizations working to help more Hoosiers access and complete college. These organizations host local events and activities to help students and their families prepare for college.

College Success Coalition member organizations include local government, businesses, colleges, schools, local media, libraries, youth-serving organizations, service clubs, community foundations, faith-based organizations and others.

To find a College Success Coalition near you, visit [LearnMoreIndiana.org/coalitions](http://LearnMoreIndiana.org/coalitions).

I'M KIND OF INTERESTED IN TV AND BROADCASTING.

DO YOU THINK YOU WOULD YOU LIKE TO BE ON CAMERA OR BEHIND THE SCENES?

I'M NOT REALLY SURE YET.

LET'S GET IN TOUCH WITH THE LOCAL TV STATION. MAYBE YOU COULD SHADOW SOMEONE FOR A DAY.





# FAQS

## ***How do I maintain the Scholar Pledge and keep my scholarship?***

To maintain eligibility for your scholarship, you must meet the following requirements:

- Complete the Scholar Success Program by high school graduation, which includes activities at each grade level in high school to help you stay on track for college.
- Graduate from a state-accredited high school with a minimum of a Core 40 diploma and a cumulative grade point average (GPA) of at least 2.5 on a 4.0 scale.
- File the Free Application for Federal Student Aid (FAFSA) by March 10 as a high school senior and each year thereafter until you graduate from college.
- Apply to an eligible Indiana college as a high school senior, and enroll in college as a full-time student within one year of high school graduation.
- Maintain Satisfactory Academic Progress (SAP) standards established by your college.
- Complete 30 credit hours each year you are in college to stay on track toward earning your degree on time.
- Do not use illegal drugs, commit a crime or delinquent act, or consume alcohol before reaching the legal drinking age.

## ***What should I do if I change schools or my contact information changes?***

It's important that you receive notifications and updates from the 21st Century Scholars program to make sure you're on track to complete the requirements. Update your school and contact information in your ScholarTrack account at [Scholars.IN.gov/scholartrack](http://Scholars.IN.gov/scholartrack). From your dashboard, click "Edit My Profile."

## ***Do I have to file the FAFSA every year in high school?***

No. You must complete the FAFSA (Free Application for Federal Student Aid) during the year you graduate high school. This will be your senior year, unless you plan to graduate early.

## ***If I graduate early, can I still use the 21st Century Scholarship?***

Yes. If you plan to graduate following your junior year, you need to notify your school counselor so he/she can inform the 21st Century Scholars program of this change. You must also complete the FAFSA by March 10 of your junior year.

## ***Can I use my scholarship to pay for dual-credit classes while in high school?***

No. The scholarship is only available once you have graduated high school.

## ***If my GPA falls below 2.5 for a semester, will I lose the scholarship?***

You must achieve an overall, cumulative GPA of 2.5 or higher on a 4.0 scale upon graduation from high school. A cumulative GPA is the average of all your grades during all your semesters in high school. Even if your cumulative GPA falls below 2.5 at some point during your high school career, you are still eligible for your scholarship as long as your GPA is at least 2.5 at the time of graduation.

## ***Can I receive the scholarship if I complete a high school equivalency exam (like the GED or TASC) or complete home school?***

No. You must graduate with a Core 40 diploma from an eligible high school recognized by the Indiana Department of Education.

## ***What happens if I don't complete my 10th-grade Scholar Success Program activities on time?***

You must verify you've completed the three grade-specific activities via ScholarTrack by June 30 of each academic year, or you will be placed on probationary status. You must complete the activities by June 30 of the following year to return to good standing, or you will be at risk of losing the 21st Century Scholarship. You must complete all of the activities by June 30 of your senior year to be eligible to receive the scholarship.





**I PLEDGE** to graduate with a minimum of a Core 40 diploma from a state-accredited Indiana high school. I will complete the Scholar Success Program that helps me stay on track for college and career success. I will achieve a cumulative high school GPA of at least 2.5 on a 4.0 scale. I will not use illegal drugs or alcohol or commit a crime or delinquent act. I will apply for admission to an eligible Indiana college my senior year and apply on time for student financial aid. I aim **TO SUCCEED.**





