January 7, 2013 Staples High School

WESTPORT BOARD OF EDUCATION

*AGENDA

(Agenda Subject to Modification in Accordance with Law)

PUBLIC SESSION/PLEDGE OF ALLEGIANCE:
7:30 p.m , Staples High School, Cafeteria B (Room 301)

ANNOUNCEMENTS FROM BOARD AND ADMINISTRATION

PUBLIC QUESTIONS/COMMENTS ON NON-AGENDA ITEMS (15 MINUTES)

MINUTES: December 17 and 21, 2012; January 2, 2013

DISCUSSION:

1. Staples Course Proposal: Contemporary World Studies	(Encl.)	Mr. D'Amico Ms. Comm
2. Class Size Report, 2012-13	(Encl.)	Dr. Landon

DISCUSSION/ACTION:

1. Distribution Committee: of the Westport Weston Foundation: Appointment of Representative	(Encl.)	Dr. Landon
2. 2014-15 School Calendar	(Encl.)	Dr. Landon
3. State-Mandated Teacher/Administrator Evaluation Plans	(Encl.)	Ms. Cion Dr. Landon

PRESENTATION:

1. Quarterly Financial Report: 7/1/2012 – 12/31/2012	(Encl.)	Ms. Harris
2. Overview: Superintendent's Proposed 2013-14 Budget		Dr. Landon

ADJOURNMENT

*A 2/3 vote is required to go to executive session, to add a topic to the agenda of a regular meeting, or to start a new topic after 10:30 p.m.
The meeting can also be viewed on cable TV on channel 78; AT&T channel 99 and by video stream @www.westport.k12.ct.us

PUBLIC PARTICIPATION WELCOME USING THE FOLLOWING GUIDELINES:

- Comment on non-agenda topics will occur during the first 15 minutes *except* when staff or guest presentations are scheduled.
- Board will not engage in dialogue on non-agenda items.
- Public may speak as agenda topics come up for discussion or information.
- Speakers on non-agenda items are limited to 2 minutes each, except by prior arrangement with chair.
- Speakers on agenda items are limited to 3 minutes each, except by prior arrangement with chair.
- Speakers must give name and use microphone.
- Responses to questions may be deferred if answers not immediately available.
- Public comment is normally not invited for topics listed for action after having been publicly discussed at one or more meetings.

WESTPORT PUBLIC SCHOOLS

ELLIOTT LANDON
Superintendent of Schools

110 MYRTLE AVENUE
WESTPORT, CONNECTICUT 06880
TELEPHONE: (203) 341-1010
FAX: (203) 341-1029

To: Members of the Board of Education

From: Elliott Landon

Subject: Staples New Course Proposal: Contemporary World Studies

Date: January 7, 2013

Please find appended to this memorandum a proposal for the creation of a new semester course for juniors in the Staples High School Social Studies Department; namely, Contemporary World Studies. This course is intended to replace the current Area Studies requirement.

This course is the final piece of a revision of the social studies curriculum based on alignment with state and national standards. Prior to this course, students will have completed Global Themes, which provides them with knowledge and the ability to analyze the influence of geography, religion, culture, intellectual movements, and technological development in the world as well as U.S. History, in which they study the development of the United States as a modern nation. This new course is anchored in the concepts of conflict and cooperation and factors that drive change in the modern world.

For our meeting of January 7, James D'Amico, Department Chair of Social Studies, Grades 6-12, will be present to elaborate on this proposal and respond to questions that may be raised by members of the Board.

This course proposal is being presented to the Board at this time for review and discussion purposes only. It will be presented to you for approval at our meeting of January 14.



Staples High School
Course Proposal

Course Title: Contemporary World Studies

Credit: _____ .25 Quarter
__X__ .5 Semester
_____ 1 Year

Credit Area(s):
The credits for this course would go toward satisfying a required credit in Social Studies. This course would replace the current Area Studies requirement.

Prerequisites/Eligibility:
Course is open to juniors only
Students must have passed United States History (A or H)
Course is a graduation requirement

Course Development
If the course has been suggested by an individual teacher, a student, or some other agent, it should have been reviewed and accepted by the department(s) before being presented to Collaborative Team.

Course proposed by

___Administration ____ Board of Education ____ Students

___K-12 Curriculum Review __X__ Department ____ Other

I. Rationale:

This course is the final piece of a revision of the social studies curriculum based on aligning to state and national standards. The course is the culmination of our vision of a sequence of required courses at the high school level. Prior to this course, students will have completed Global Themes, which provides them with knowledge and the ability to analyze the influence of geography, religion, culture, intellectual movements, and technological development in the world as well as U.S. History, in which they study the development of the United States as a modern nation. The course is anchored in the concepts of conflict and cooperation and factors that drive change in the modern world. This course will also provide the social studies department with a common course in which the skills necessary for the Smarter Balanced Common Core State Standards assessment can be addressed.

II. Staples Expectations for Student Learning Alignment:

- Academic:
  1. Each student will think critically in a variety of contexts and situations
  3. Each student will read critically
  4. Each student will write effectively
  9. Each student will demonstrate an understanding of the human experience through a study if history and diverse cultures

III. Westport 2025

How does the course provide opportunities for students to develop specific capacities on the Westport 2025 lens ?

This course addresses the Critical Thinking domain through the focus on interpretation and analysis of historical and other social science content, and the connections between United States and world issues. The final assessment stresses students' ability to synthesize information from the course and apply it to real-world situations. Creative Thinking is fostered by students' using course content by exploring possibilities for approaching non-routine problems. As there will be an emphasis on collaboration and using a range of media options, several aspects of Communication Capacities will be addressed in the course. Global Thinking is addressed in the course through the analysis of political, cultural, economic, and social developments, and the multidisciplinary nature of the content.

IV. Course Catalogue Description

Contemporary World Studies is a required, one-semester course that examines global conflict and cooperation since the Second World War. Students will examine the emergence of new nations and the nature of international power, responses to humanitarian crises of the 20th and 21st Centuries, and the challenges of addressing conflict over the world's resources, including the role of the United States and its citizens. The course brings together students' knowledge, and research, writing, and problem solving skills developed in Global Themes and U.S. History.

IV. Course Content (Themes, topics)

(see attachment)

V. Educational experiences in this course will assure that students will:

(From Connecticut Social Studies Frameworks)

- Access and gather information from a variety of primary and secondary sources including electronic media (maps, charts, graphs, images, artifacts, recordings, texts)
- Interpret information from a variety of primary and secondary sources including electronic media (maps, charts, graphs, images, artifacts, recordings, texts)
- Create various forms of written work to demonstrate an understanding of history and social studies issues
- Demonstrate an ability to participate in social studies discourse through informed discussion, debate, and effective oral presentation.
- Create and present relevant social studies materials using both print and electronic media
- Use evidence to identify, analyze, and evaluate historical interpretations
- Analyze and evaluate human action in historical and/or contemporary contexts from alternative points of view
- Apply appropriate historical, geographic, political, economic and cultural concepts and methods in proposing and evaluating solutions to contemporary problems

VI. Student Assessment

Students will be assessed in multiple forms, both individually and collaboratively, including but not limited to: multiple-choice tests, document-based and free response essays, researched papers, Socratic seminars multimedia and oral presentations. The final assessment for the course will require students to develop well-researched and presented solutions to achieve effective change addressing a current crisis.

VII. Materials/Texts:

Materials for this course will be generated by the teachers of the course upon approval. All resources will be organized and available online. The department will utilize the Atlas Curriculum Mapping Software to create the curriculum guide and materials, resources from school database, and create an electronic "textbook" for use when the district fully implements a 1:1 personal technology model.

VIII. Required Resources and Budget:

The primary cost to develop this course is curriculum development time, to take place primarily over the summer of 2013. These funds have been requested as part of the 2013-14 Curriculum Center budget. Should funds be available for professional development prior to the summer, the department will work with the Director of Secondary Education to provide curriculum writing time during the school year.

Contemporary World Studies Course Proposal

Guiding Question: What characterizes conflict and cooperation, and what drives change in the modern world?

Unit 1: Creating the Modern World: Post WWII: The New World Order

Essential Question: What are the legacies of imperialism in the modern world?

Power Brokers: Post WWII Alliances (United Nations/Warsaw Pact/NATO)

- Origins, memberships, charters

New Nationalism/Independence Movements and Neo-Colonialism 1945-1975 (Choose two regions)

- Indo-China/South East Asia (e.g. Vietnam, India-Pakistan)
- Africa (e.g. Ghana, Congo, Angola, Algeria)
- Latin America (Cuba, Guatemala)
- Middle East (Egypt, Saudia Arabia),
- East Asia (China)

Transition: What social, political and economic obstacles do modern nations face? (e.g. weak political regimes, coups, genocide, economic viability, alliances, etc.)

Connecticut Social Studies Framework (2011)

1.1— Significant events and themes in United States history.

4. Evaluate the changing role of U.S. participation and influence in world affairs (e.g. trade, United Nations, NATO, globalization).

1.3— Significant events and themes in world history/international studies.

21. Analyze conflict and cooperation in world affairs (e.g. World Wars I and II, United Nations, Israel-Palestine, Kosovo, Afghanistan, Cote d'Ivoire, Middle East, North Africa)

25. Analyze the impact of technological and scientific change on world civilizations (e.g. printing press, gun powder, vaccine, and computers).

1.6 — Patterns of human movement across time and place.

37. Analyze human factors that cause migration (e.g. imperialism, discrimination, war, economic opportunity, genocide).

1.7 — The purpose, structures and functions of government and law at the local, state, national and international levels.

40. Analyze the relationship between national governments and international organizations.

1.9 — The rights and responsibilities of citizens.

48. Analyze historical and contemporary examples of the efforts to ensure human rights at the national and international levels (e.g. Amnesty International, Geneva Conventions, U.N. Declaration of Human Rights).

1.12 — The interdependence of local, national and global economies.

57. Analyze ways governments and international organizations can promote or inhibit economic development.

3.3 –Apply appropriate historical, geographic, political, economic and cultural concepts and methods in proposing and evaluating solutions to contemporary problems

12. Research a current issue and predict an outcome using relevant geographic, political, economic, cultural and historical evidence.

Unit 2: Humanitarian Crisis and Cooperation: International and Supranational Organizations

<u>Essential Question</u>: How is responsibility for responding to humanitarian crises determined amongst various nations, international organizations, and supranational organizations?

International Committee of the Red Cross/Red Crescent (ICRC)

- Origins, mission statement, membership, funding, practical application, effectiveness, examine, current crisis

Responding to Humanitarian Crises: Rwandan Genocide

- Role of UN, ICRC
- Influence of national, economic, and/or political interests in responses

Responding to Humanitarian Crises: Teacher choice (Bosnia, Kosovo, Libya, Darfur, Syria, or other current crisis)

- Role of international and supranational organizations
- Influence of national, economic, and/or political interests in responses

Transition: What environmental challenges (both naturally occurring and man-made) do present day nations face?

Connecticut Social Studies Frameworks (2011)

1.1— Significant events and themes in United States history.

4. Evaluate the changing role of U.S. participation and influence in world affairs (e.g. trade, United Nations, NATO, globalization).

1.3— Significant events and themes in world history/international studies.

21. Analyze conflict and cooperation in world affairs (e.g. World Wars I and II, United Nations, Israel- Palestine, Kosovo, Afghanistan, Cote d'Ivoire, Middle East, North Africa)

25. Analyze the impact of technological and scientific change on world civilizations (e.g. printing press, gun powder, vaccine, and computers).

1.6 — Patterns of human movement across time and place.

37. Analyze human factors that cause migration (e.g. imperialism, discrimination, war, economic opportunity, genocide).

1.7 — The purpose, structures and functions of government and law at the local, state, national and international levels.

40. Analyze the relationship between national governments and international organizations.

1.9 — The rights and responsibilities of citizens.

48. Analyze historical and contemporary examples of the efforts to ensure human rights at the national and international levels (e.g. Amnesty International, Geneva Conventions, U.N. Declaration of Human Rights).

1.12 — The interdependence of local, national and global economies.

57. Analyze ways governments and international organizations can promote or inhibit economic development.

3.3 —Apply appropriate historical, geographic, political, economic and cultural concepts and methods in proposing and evaluating solutions to contemporary problems

12. Research a current issue and predict an outcome using relevant geographic, political, economic, cultural and historical evidence.

Unit 3: Environmental Crises and Cooperation: Natural Disasters, Natural Resources, Sustainability, Scarcity and Distribution

Essential Questions: How do environmental issues lead to conflict and cooperation in the modern world? How should humans respond to issues of scarcity to create a more sustainable world?

Conflict over Natural Resources

- Scarcity and distribution of water (China, Jordan River, American Southwest)
- Politics of oil (access to, and management of, a finite resource)

Environmental Management and Stewardship

- Climate change, pollution (Kyoto Protocol, industrial damage, etc.)
- Land Use/City Planning: Green building/sustainable design, zoning, equitable access to resources, open space preservation (Portland, OR)

Materialism and Justice in the Global World

- Business ethics, fair trade, workers' rights (Starbucks v. Apple)
- Equitable access to human necessities (Hurricane Katrina)

Connecticut Social Studies Frameworks (2011)

1.1 — Significant events and themes in United States history.

4. Evaluate the changing role of U.S. participation and influence in world affairs (e.g. trade, United Nations, NATO, globalization).

1.4 — Geographical space and place.

30. Explain how technological developments have changed our perception and understanding of location and space in the modern world (telecommunications, internet, e-mail, transportation).

1.5 — Interaction of humans and the environment.

32. Analyze how a specific environment has influenced historical developments in a region/nation of the world.

33. Analyze globalization's impact on peoples around the world.

1.6 — Patterns of human movement across time and place.

34. Explain how environmental factors cause human movement (e.g. drought, disease, natural disasters).

35. Analyze geographical influences on the United States' development (e.g. settlement patterns, natural disasters, resources, land-use patterns).

1.10 — How limited resources influence economic decisions.

49. Describe how a nation's availability of resources has changed over time (e.g. war, expansion, trade).

50. Analyze how the abundance or scarcity of resources affects the nation and the individual.

1.12 — The interdependence of local, national and global economies.

56. Compare and contrast free trade and fair trade.

57. Analyze ways governments and international organizations can promote or inhibit economic development.

58. Analyze factors that encourage a business to relocate to another region or country.

Final Assessment

Recall Guiding Question for the Course: What characterizes **conflict** and **cooperation,** and what drives **change** in the modern world?

Select a current crisis, identify key issues and players, and propose an innovative solution to achieve effective change.

Connecticut Social Studies Frameworks (2011)

3.1 Use evidence to identify, analyze and evaluate historical interpretations

1. Use evidence to develop an interpretation of a historical event.
2. Evaluate primary and secondary interpretations of a historical event.
5. In a group or team, research, analyze and present a current issue identifying all sides (of the issue).

3.2 Analyze and evaluate human action in historical and/or contemporary contexts from alternative points of view

8. Develop criteria to evaluate alternative viewpoints on a contemporary issue.

3.3 Apply appropriate historical, geographic, political, economic and cultural concepts and methods in proposing and evaluating solutions to contemporary problems

12. Research a current issue and predict an outcome using relevant geographic, political, economic, cultural and historical evidence.
13. Formulate a historical question and devise a research procedure that would lead to an answer.

Westport 2025

Critical Thinking Capacities

Evaluating

Global Students…Provide an original in-depth response as a result of evaluating content

Creative Capacities

Risk-taking and Tolerating Ambiguity

Global Students…Explore new possibilities for approaching an ill-defined problem, potentially with multiple solutions

Communication Capacities

Collaborating Strategically

Global Students…Work collaboratively to generate an original idea/solution

Thinking Capacities

Engaging in Real- world Problem Solving

Global Students… Synthesize content knowledge to create innovative solutions to real-world problems

Engaging in Global Issues

Global Studies... Synthesize international issues and their implications to develop original ways to promote humanitarian advancements

WESTPORT PUBLIC SCHOOLS

ELLIOTT LANDON
Superintendent of Schools

110 MYRTLE AVENUE
WESTPORT, CONNECTICUT 06880
TELEPHONE: (203) 341-1010
FAX: (203) 341-1029

To: Members of the Board of Education

From: Elliott Landon

Subject: Class Size History

Date: January 7, 2013

The members of the Board of Education, as part of our Goals and Objectives for the 2012-13 school year, requested an analysis of class size history in the Westport Public Schools.

At my request, Nancy Harris has created a spreadsheet that compares class size enrollments in second grade for the 10 year period from 2003-2012 using a maximum class size guideline of 25 students per class v. 22 students per class, making use of present breakpoints. The effect of such a change in guidelines would create a maximum class size guideline of 22 for all classroom sections in Kindergarten, Grade 1 and Grade 2.

As you can see from the analysis, were we to change our maximum class size guidelines at the second grade level to 22 from the current 25, with retention of the current breakpoints, on average we could expect to add 2 full-time teachers to our budget, at a projected cost of $140,000 to include benefits. Additionally, at a cost of $70,800 we would be required to add 0.8 special area teachers and 0.4 paraprofessionals.

Based on projected enrollments, were we to implement a reduction in the maximum class size guidelines for grades 3-5 in the 2013-14 school year, similar to the reduction shown for grade 2 and retaining the current breakpoints, the impact would require us to add 5 full-time teachers in grades 3-5: 1 at grade 3; 1 at grade 4; and, 3 at grade 5. The total estimated cost of this increase in staff, with benefits would be $350,000. Additionally, we would be required to add 2.0 special area teachers at a combined cost of $140,000 and 0.2 paraprofessional for the third grade class at a cost of $7,400.

Thus, for the upcoming 2013-14 school year, any reductions to current elementary school maximum class sizes from 25 to 22 in grades 2-5, would require us to add 7 teachers, 2.8 special area teachers, and 0.6 paraprofessional to our 2013-14 proposed operating budget at an average net cost of salaries and benefits of $708,200.

Such a change in maximum class size guidelines also would impact our space needs, requiring us to modify the interiors of certain of our schools to accommodate the increase in classes, where possible; place students in sub-standard spaces for instruction; or, re-district in an attempt to balance enrollments in a concerted effort to equitably re-distribute students throughout our schools.

The issue of class sizes is not applicable to the middle schools, where our teaming structure continues to be able to accommodate groups of 80-110 students. For Staples, with approximately 1,900 students expected in the next school year in a building constructed for only 1,800, without any change in class size guidelines, space limitations prohibit us from reducing our class size guidelines below their current maxima.

I have included for your review a listing of current class sizes at Staples for full year and all semester courses, both Fall and Spring.

WESTPORT PUBLIC SCHOOLS
NESDEC PROJECTED ENROLLMENT for OCTOBER 1, 2013
PROJECTED CLASS SIZE MODEL

		MAX 22		MAX 25				Grade							K-12		
School	PRE K	K	1	2	3	4	5	6	7	8	9	10	11	12	PROJ 13-14	ACTUAL 12-13	BUD TO PROJ DIF
Coleytown El	46	61	63	62	77	85	89								437	446	(9)
# sections		3	3	3	4	4	4								21	22	(1)
estimated class size		20.33	21.00	20.67	19.25	21.25	22.25								20.81		
Green's Farms		63	67	79	75	79	77								440	452	(12)
# sections		3	4	4	4	4	4								23	23	-
estimated class size		21.00	16.75	19.75	18.75	19.75	19.25								19.13		
Kings Highway		70	76	78	75	87	91								477	486	(9)
# sections		4	4	4	4	4	4								24	24	-
estimated class size		17.50	19.00	19.50	18.75	21.75	22.75								19.88		
Long Lots		87	87	96	109	107	99								585	583	2
# sections		5	5	4	5	5	5								29	29	-
estimated class size		17.40	17.40	24.00	21.80	21.40	19.80								20.17		
Saugatuck		84	93	83	93	85	96								534	524	10
# sections		4	5	4	4	4	4								25	25	-
estimated class size		21.00	18.60	20.75	23.25	21.25	24.00								21.36		
Pre-K-5 Total	**46**	**365**	**386**	**398**	**429**	**443**	**452**								**2,473**	**2,491**	**(18)**
# sections		**19**	**21**	**19**	**21**	**21**	**21**								**122**	**123**	**(1)**
estimated class size		**19.21**	**18.38**	**20.95**	**20.43**	**21.10**	**21.52**								**20.27**		
Bedford Middle								276	297	290					**863**	868	(5)
Coleytown Middle								173	181	177					**531**	512	19
6-8 Budget Total								**449**	**478**	**467**					**1,394**	**1,380**	**14**
Staples High School											**461**	**479**	**470**	**464**	**1,874**	**1,861**	**13**
Total K-12															**5,741**	**5,732**	**9**
Pre-K															**46**	**45**	**1**
Placed Out (K-12)															**26**	**26**	**-**
Grand Total Students:															**5,813**	**5,803**	**10**

*Source: NESDEC 12-3-2012

WESTPORT PUBLIC SCHOOLS
ANALYSIS OF ENROLLMENT AND CLASS SIZE ON OCTOBER 1
10 YEAR COMPARISON FOR SECOND GRADE

	CES		GFS		KHS		LLS		SES		TOTAL		DIFFERENCE
BREAKPOINT	25	22	25	22	25	22	25	22	25	22	25	22	
YEAR													
2012	75		75		73		107		91		421		
SECTIONS	4	4	4	4	3	4	5	5	4	5	20	22	2
AVE CLASS SIZE	18.75	18.75	18.75	18.75	24.33	18.25	21.40	21.40	22.75	18.20	21.05	19.14	(1.91)
2011	82		70		86		101		84		423		
SECTIONS	4	4	3	4	4	4	5	5	4	4	20	21	1
AVE CLASS SIZE	20.50	20.50	23.33	17.50	21.50	21.50	20.20	20.20	21.00	21.00	21.15	20.14	(1.01)
2010	84		75		88		99		95		441		
SECTIONS	4	4	4	4	4	5	5	5	4	5	21	23	2
AVE CLASS SIZE	21.00	21.00	18.75	18.75	22.00	17.60	19.80	19.80	23.75	19.00	21.00	19.17	(1.83)
2009	66		79		80		88		93		406		
SECTIONS	3	4	4	4	4	4	4	5	4	5	19	22	3
AVE CLASS SIZE	22.00	16.50	19.75	19.75	20.00	20.00	22.00	17.60	23.25	18.60	21.37	18.45	(2.91)
2008	95		77		75		110		73		430		
SECTIONS	4	5	4	4	4	4	5	5	3	4	20	22	2
AVE CLASS SIZE	23.75	19.00	19.25	19.25	18.75	18.75	22.00	22.00	24.33	18.25	21.50	19.55	(1.95)
2007	75		85		99		101		101		461		
SECTIONS	4	4	4	4	5	5	5	5	5	5	23	23	-
AVE CLASS SIZE	18.75	18.75	21.25	21.25	19.80	19.80	20.20	20.20	20.20	20.20	20.04	20.04	-
2006	73		85		76		98		83		415		
SECTIONS	3	4	4	4	4	4	5	5	4	4	20	21	1
AVE CLASS SIZE	24.33	18.25	21.25	21.25	19.00	19.00	19.60	19.60	20.75	20.75	20.75	19.76	(0.99)
2005	68		69		94		105		71		407		
SECTIONS	3	4	3	4	4	5	5	5	3	4	18	22	4
AVE CLASS SIZE	22.67	17.00	23.00	17.25	23.50	18.80	21.00	21.00	23.67	17.75	22.61	18.50	(4.11)
2004	82		88		75		87		98		430		
SECTIONS	4	4	4	5	4	4	4	5	5	5	21	23	2
AVE CLASS SIZE	20.50	20.50	22.00	17.60	18.75	18.75	21.75	17.40	19.60	19.60	20.48	18.70	(1.78)
2003	74		89		68		121		87		439		
SECTIONS	4	4	4	5	3	4	6	6	4	5	21	24	3
AVE CLASS SIZE	18.50	18.50	22.25	17.80	22.67	17.00	20.17	20.17	21.75	17.40	20.90	18.29	(2.61)

Seat Availability Report

School Year: 2012 - 13

Course	Name	Sec	Period	MPs	Days	Credit	Dept	Room	Teacher	Max	Used	Avail
030020A_01	ENGLISH 1A	1	5	M1 M2 M3 M4	M T R F	1.00	EN	2032	Colletti-Houde, Heather	25	26	-1
		2	5	M1 M2 M3 M4	M T R F	1.00	EN	2007	Schulz, Kristin	25	25	0
		3	4	M1 M2 M3 M4	M W R F	1.00	EN	2006	Miller, Alex	25	25	0
		4	8	M1 M2 M3 M4	M W R F	1.00	EN	2006	Miller, Alex	25	26	-1
		5	2	M1 M2 M3 M4	M T W F	1.00	EN	2032	Radler, Christine	25	20	5
		6	2	M1 M2 M3 M4	M T W F	1.00	EN	2002	Scheck, Meghan	25	19	6
		7	6	M1 M2 M3 M4	T W R F	1.00	EN	2001	Sulzycki, Holly	25	24	1
		8	3	M1 M2 M3 M4	M T W F	1.00	EN	2001	Sulzycki, Holly	25	26	-1
		9	1	M1 M2 M3 M4	M T R F	1.00	EN	2005	Tippy, Brian	25	25	0
		10	1	M1 M2 M3 M4	M T R F	1.00	EN	2007	Schulz, Kristin	25	25	0
		11	7	M1 M2 M3 M4	M T W R	1.00	EN	2007	Parrish, Amanda	25	27	-2
		12	4	M1 M2 M3 M4	M W R F	1.00	EN	2007	Parrish, Amanda	25	25	0
		13	3	M1 M2 M3 M4	M T W F	1.00	EN	2012	Veenema, Kristin	25	26	-1
030020B_01	ENGLISH 1B	1	2	M1 M2 M3 M4	M T W F	1.00	EN	2033	Humphrey, Elizabeth	18	20	-2
		2	3	M1 M2 M3 M4	M T W F	1.00	EN	2009	Triggs, Elizabeth	18	18	0
		3	1	M1 M2 M3 M4	M T R F	1.00	EN	2009	Triggs, Elizabeth	18	20	-2
030020H_01	ENGLISH 1 HNRS	1	3	M1 M2 M3 M4	M T W F	1.00	EN	2032	Colletti-Houde, Heather	25	22	3
		2	4	M1 M2 M3 M4	M W R F	1.00	EN	2033	Humphrey, Elizabeth	25	24	1
		3	7	M1 M2 M3 M4	M T W R	1.00	EN	2002	McNamee, Julia	25	25	0
		4	8	M1 M2 M3 M4	M W R F	1.00	EN	2008	Richardson, Christina	25	26	-1
030060A_01	ENGLISH 2A	1	4	M1 M2 M3 M4	M W R F	1.00	EN	2001	Bauks, Jesse	25	25	0
		2	1	M1 M2 M3 M4	M T R F	1.00	EN	2006	Geraghty, Daniel	25	25	0
		3	2	M1 M2 M3 M4	M T W F	1.00	EN	2006	Geraghty, Daniel	25	24	1
		4	4	M1 M2 M3 M4	M W R F	1.00	EN	2010	Olbrych, Elizabeth	25	25	0
		5	2	M1 M2 M3 M4	M T W F	1.00	EN	2010	Olbrych, Elizabeth	25	23	2
		6	3	M1 M2 M3 M4	M T W F	1.00	EN	2005	Palca, Kim	25	24	1
		7	5	M1 M2 M3 M4	M T R F	1.00	EN	2015	Robbins, Barbara	25	22	3
		8	8	M1 M2 M3 M4	M W R F	1.00	EN	2009	Robbins, Barbara	25	26	-1
		9	7	M1 M2 M3 M4	M T W R	1.00	EN	2005	Tippy, Brian	25	26	-1
		10	6	M1 M2 M3 M4	T W R F	1.00	EN	2008	Fulton, Michael	25	27	-2
		11	8	M1 M2 M3 M4	M W R F	1.00	EN	2007	Schulz, Kristin	25	26	-1
		12	3	M1 M2 M3 M4	M T W F	1.00	EN	2010	Young, Gus	25	24	1
030060B_01	ENGLISH 2B	1	8	M1 M2 M3 M4	M W R F	1.00	EN	2015	Fulco, Mary	18	19	-1
		2	3	M1 M2 M3 M4	M T W F	1.00	EN	2015	Fulco, Mary	18	17	1
		3	7	M1 M2 M3 M4	M T W R	1.00	EN	2006	Geraghty, Daniel	18	17	1

		4	6	M1 M2 M3 M4	T W R F	1.00	EN	2007	Parrish, Amanda	18	17	1
030060H_01	ENGLISH 2 HNRS	1	7	M1 M2 M3 M4	M T W R	1.00	EN	2009	O'Hara, Sue	25	25	0
		2	6	M1 M2 M3 M4	T W R F	1.00	EN	2009	O'Hara, Sue	25	22	3
		3	1	M1 M2 M3 M4	M T R F	1.00	EN	2008	Richardson, Christina	25	28	-3
		4	3	M1 M2 M3 M4	M T W F	1.00	EN	2002	Shortliff, Delbert	25	27	-2
030080P_01	A.P. ENG.LANGUAGE	1	1	M1 M2 M3 M4	M T R F	1.00	EN	2033	Rexford, Stephen	25	20	5
		2	4	M1 M2 M3 M4	M W R F	1.00	EN	2032	Colletti-Houde, Heather	25	20	5
		3	2	M1 M2 M3 M4	M T W F	1.00	EN	2015	Fulco, Mary	25	20	5
		4	5	M1 M2 M3 M4	M T R F	1.00	EN	2002	McNamee, Julia	25	23	2
		5	6	M1 M2 M3 M4	T W R F	1.00	EN	2002	Scheck, Meghan	25	21	4
030120A_52	RES.& LITERATURE	1	5	M1 M2	M T R F	0.50	EN	2005	Palca, Kim	25	20	5
		2	7	M1 M2	M T W R	0.50	EN	2033	Radler, Christine	25	19	6
		3	1	M1 M2	M T R F	0.50	EN	2015	Robbins, Barbara	25	23	2
		4	4	M1 M2	M W R F	0.50	EN	2002	Scheck, Meghan	25	19	6
		5	2	M1 M2	M T W F	0.50	EN	2009	Triggs, Elizabeth	25	18	7
030120A_62	RES.& LITERATURE	1	5	M3 M4	M T R F	0.50	EN	2001	Sulzycki, Holly	25	9	16
030160A_01	ENGLISH 3:AMER.VCS	1	7	M1 M2 M3 M4	M T W R	1.00	EN	2001	Bauks, Jesse	25	23	2
		2	1	M1 M2 M3 M4	M T R F	1.00	EN	2001	Bauks, Jesse	25	24	1
		3	4	M1 M2 M3 M4	M W R F	1.00	EN	2008	Fernandez, Anne	25	19	6
		4	8	M1 M2 M3 M4	M W R F	1.00	EN	2012	Fulton, Michael	25	22	3
		5	3	M1 M2 M3 M4	M T W F	1.00	EN	2006	Miller, Alex	25	21	4
		6	6	M1 M2 M3 M4	T W R F	1.00	EN	2006	Miller, Alex	25	19	6
		7	2	M1 M2 M3 M4	M T W F	1.00	EN	2005	Shortliff, Delbert	25	26	-1
		8	5	M1 M2 M3 M4	M T R F	1.00	EN	2009	Triggs, Elizabeth	25	22	3
030200B_01	EFFEC.WRIT.& RES	1	4	M1 M2 M3 M4	M W R F	1.00	EN	2009	O'Hara, Sue	25	17	8
		2	7	M1 M2 M3 M4	M T W R	1.00	EN	2010	Olbrych, Elizabeth	25	19	6
		3	3	M1 M2 M3 M4	M T W F	1.00	EN	2007	Schulz, Kristin	25	15	10
		4	2	M1 M2 M3 M4	M T W F	1.00	EN	2012	Veenema, Kristin	25	17	8
030201NI52	IS CREAT.WRIT.	1	9	M1 M2	M T R F	0.50	EN	2007	Young, Gus	5	1	4
030240A_62	RDNG.WRIT.POETRY	1	4	M3 M4	M W R F	0.50	EN	2002	Scheck, Meghan	25	22	3
030320A_62	CONTMP.AMER.LIT	1	5	M3 M4	M T R F	0.50	EN	2010	Olbrych, Elizabeth	25	25	0
		2	6	M3 M4	T W R F	0.50	EN	2010	Young, Gus	25	23	2
030400A-01	MYTHOLOGY & BIBLE HONORS	1	1	M1 M2 M3 M4	M T R F	1.00	EN	2032	Radler, Christine	25	24	1
		2	8	M1 M2 M3 M4	M W R F	1.00	EN	2032	Radler, Christine	25	19	6
		3	2	M1 M2 M3 M4	M T W F	1.00	EN	2008	Richardson, Christina	25	23	2
		4	7	M1 M2 M3 M4	M T W R	1.00	EN	2008	Richardson, Christina	25	23	2
030400A_52	MYTHOLOGY & BIBLE	1	7	M1 M2	M T W R	0.50	EN	2032	Colletti-Houde, Heather	25	21	4
		2	8	M1 M2	M W R F	0.50	EN	2033	Humphrey, Elizabeth	25	23	2

		3	3	M1 M2	M T W F	0.50	EN	2033	Humphrey, Elizabeth	25	25	0
030440A_62	SHAKESPEARE	1	2	M3 M4	M T W F	0.50	EN	2005	Tippy, Brian	25	25	0
030490A_62	LIT.OF GENDER SEX IDENTITY	1	5	M3 M4	M T R F	0.50	EN	2005	Palca, Kim	25	22	3
		2	8	M3 M4	M W R F	0.50	EN	2005	Palca, Kim	25	18	7
		3	1	M3 M4	M T R F	0.50	EN	2015	Robbins, Barbara	25	26	-1
030560A_52	WRLD.LIT:CARIBBEAN	1	3	M1 M2	M T W F	0.50	EN	2008	Fernandez, Anne	25	25	0
		2	5	M1 M2	M T R F	0.50	EN	2010	Olbrych, Elizabeth	25	25	0
		3	2	M1 M2	M T W F	0.50	EN	2001	Sulzycki, Holly	25	23	2
030600A_52	INTRO.BRITISH LIT	1	5	M1 M2	M T R F	0.50	EN	2006	Geraghty, Daniel	25	25	0
		2	6	M1 M2	T W R F	0.50	EN	2010	Young, Gus	25	17	8
030620A_52	IRISH LITERATURE	1	8	M1 M2	M W R F	0.50	EN	2001	Bauks, Jesse	25	23	2
030620A_62	IRISH LITERATURE	1	8	M3 M4	M W R F	0.50	EN	2001	Bauks, Jesse	25	17	8
		2	5	M3 M4	M T R F	0.50	EN	2006	Geraghty, Daniel	25	21	4
030642A_52	RHETRC.& PERSUAS.	1	5	M1 M2	M T R F	0.50	EN	2001	Sulzycki, Holly	25	15	10
030642A_62	RHETRC.& PERSUAS.	1	2	M3 M4	M T W F	0.50	EN	2001	Sulzycki, Holly	25	15	10
030680A_52	CRIT.ANALYSIS FILM & LIT.	1	8	M1 M2	M W R F	0.50	EN	2005	Palca, Kim	25	16	9
		2	4	M1 M2	M W R F	0.50	EN	2015	Robbins, Barbara	25	18	7
030680a_62	CRIT.ANALYSIS FILM & LIT.	1	8	M3 M4	M W R F	0.50	EN	2033	Humphrey, Elizabeth	25	21	4
		2	3	M3 M4	M T W F	0.50	EN	2033	Humphrey, Elizabeth	25	22	3
030680A_62	CRIT.ANALYSIS FILM & LIT.	3	7	M3 M4	M T W R	0.50	EN	2033	Radler, Christine	25	26	-1
030720A_62	RD.&WRT.FICTION	1	2	M3 M4	M T W F	0.50	EN	2009	Triggs, Elizabeth	25	25	0
		2	7	M3 M4	M T W R	0.50	EN	2032	Colletti-Houde, Heather	25	24	1
		3	3	M3 M4	M T W F	0.50	EN	2008	Fernandez, Anne	25	22	3
030760A_52	JOURNALISM	1	8	M1 M2	M W R F	0.50	EN	2002	McNamee, Julia	25	24	1
		2	5	M1 M2	M T R F	0.50	EN	2033	Rexford, Stephen	25	25	0
030760A_62	JOURNALISM	1	8	M3 M4	M W R F	0.50	EN	2002	McNamee, Julia	25	24	1
		2	5	M3 M4	M T R F	0.50	EN	2033	Rexford, Stephen	25	25	0
030800A_01	ADV.JOURNALISM	1	6	M1 M2 M3 M4	T W R F	1.00	EN	2015	Fernandez, Anne	25	17	8
		2	6	M1 M2 M3 M4	T W R F	1.00	EN	2031	Fulco, Mary	25	19	6
		3	6	M1 M2 M3 M4	T W R F	1.00	EN	2032	McNamee, Julia	25	19	6
		4	6	M1 M2 M3 M4	T W R F	1.00	EN	2033	Rexford, Stephen	25	19	6
030840P_01	A.P. ENG.LITERATURE	1	8	M1 M2 M3 M4	M W R F	1.00	EN	0503	O'Hara, Sue	25	12	13
		2	5	M1 M2 M3 M4	M T R F	1.00	EN	2008	Fernandez, Anne	25	24	1
		3	6	M1 M2 M3 M4	T W R F	1.00	EN	2005	Tippy, Brian	25	24	1
		4	1	M1 M2 M3 M4	M T R F	1.00	EN	2010	Young, Gus	25	24	1
030860A_01	ENGLISH 4:SR.THMS	1	4	M1 M2 M3 M4	M W R F	1.00	EN	2005	Palca, Kim	25	22	3
		2	1	M1 M2 M3 M4	M T R F	1.00	EN	2002	Scheck, Meghan	25	18	7
		3	2	M1 M2 M3 M4	M T W F	1.00	EN	2007	Parrish, Amanda	25	16	9

		4	8	M1 M2 M3 M4	M W R F	1.00	EN	2010	Young, Gus	25	22	3
070940C_01	APPLIED MATH 1	1	7	M1 M2 M3 M4	M T W R	1.00	MAT	3023	Klein, Leonard	12	8	4
071040A_01	ALGEBRA 1A	1	3	M1 M2 M3 M4	M T W F	1.00	MAT	3023	Delmhorst, Stacey	25	23	2
		2	4	M1 M2 M3 M4	M W R F	1.00	MAT	3023	Delmhorst, Stacey	25	22	3
		3	1	M1 M2 M3 M4	M T R F	1.00	MAT	3025	Jolley, Alan	25	24	1
		4	2	M1 M2 M3 M4	M T W F	1.00	MAT	3025	Jolley, Alan	25	19	6
071040B_01	ALGEBRA 1B	1	3	M1 M2 M3 M4	M T W F	1.00	MAT	3025	White, Sarah	18	18	0
		2	5	M1 M2 M3 M4	M T R F	1.00	MAT	3025	Warnock, Kerrigan	18	20	-2
071040C_01	ALGEBRA 1C	1	1	M1 M2 M3 M4	M T R F	1.00	MAT	3065	Gomez, Margaret	12	11	1
071115A_01	GEOMETRY A	1	1	M1 M2 M3 M4	M T R F	1.00	MAT	3071	Levy, Jessica	25	23	2
		2	6	M1 M2 M3 M4	T W R F	1.00	MAT	3071	Levy, Jessica	25	23	2
		3	8	M1 M2 M3 M4	M W R F	1.00	MAT	3071	Levy, Jessica	25	26	-1
		4	2	M1 M2 M3 M4	M T W F	1.00	MAT	3063	Hurlbut, Robin	25	24	1
		5	5	M1 M2 M3 M4	M T R F	1.00	MAT	3063	Hurlbut, Robin	25	23	2
		6	7	M1 M2 M3 M4	M T W R	1.00	MAT	3063	Hurlbut, Robin	25	27	-2
		7	4	M1 M2 M3 M4	M W R F	1.00	MAT	3040	Kissinger, Theron	25	25	0
		8	3	M1 M2 M3 M4	M T W F	1.00	MAT	3021	Warnock, Kerrigan	25	23	2
		9	4	M1 M2 M3 M4	M W R F	1.00	MAT	3021	Warnock, Kerrigan	25	26	-1
		10	6	M1 M2 M3 M4	T W R F	1.00	MAT	3021	Warnock, Kerrigan	25	24	1
071115B_01	GEOMETRY B	1	1	M1 M2 M3 M4	M T R F	1.00	MAT	3021	Warnock, Kerrigan	18	17	1
		2	4	M1 M2 M3 M4	M W R F	1.00	MAT	3053	Pendolphi, Nicole	18	15	3
		3	5	M1 M2 M3 M4	M T R F	1.00	MAT	3053	Pendolphi, Nicole	18	18	0
071115C_01	GEOMETRY C	1	7	M1 M2 M3 M4	M T W R	1.00	MAT	3021	Warnock, Kerrigan	12	7	5
071115H_01	GEOMETRY HNRS	1	7	M1 M2 M3 M4	M T W R	1.00	MAT	3071	Didelot, Ann	25	24	1
		2	2	M1 M2 M3 M4	M T W F	1.00	MAT	3066	James, Caroline	25	25	0
		3	6	M1 M2 M3 M4	T W R F	1.00	MAT	3066	James, Caroline	25	23	2
		4	3	M1 M2 M3 M4	M T W F	1.00	MAT	3071	Didelot, Ann	25	26	-1
		5	5	M1 M2 M3 M4	M T R F	1.00	MAT	3071	Didelot, Ann	25	28	-3
071190A_01	ALGEBRA 2A	1	8	M1 M2 M3 M4	M W R F	1.00	MAT	3025	Delmhorst, Stacey	25	22	3
		2	5	M1 M2 M3 M4	M T R F	1.00	MAT	3065	Denton, Gertrude	25	23	2
		3	8	M1 M2 M3 M4	M W R F	1.00	MAT	3065	Denton, Gertrude	25	22	3
		4	2	M1 M2 M3 M4	M T W F	1.00	MAT	3071	Didelot, Ann	25	25	0
		5	3	M1 M2 M3 M4	M T W F	1.00	MAT	3053	Pendolphi, Nicole	25	21	4
		6	6	M1 M2 M3 M4	T W R F	1.00	MAT	3065	Pendolphi, Nicole	25	27	-2
		7	7	M1 M2 M3 M4	M T W R	1.00	MAT	3053	Pendolphi, Nicole	25	24	1
		8	1	M1 M2 M3 M4	M T R F	1.00	MAT	3063	Forgette, Anthony	25	25	0
		9	3	M1 M2 M3 M4	M T W F	1.00	MAT	3066	Forgette, Anthony	25	22	3
		10	4	M1 M2 M3 M4	M W R F	1.00	MAT	3063	Forgette, Anthony	25	25	0

071190B_01	ALGEBRA 2B	1	1	M1 M2 M3 M4	M T R F	1.00	MAT	3040	Kissinger, Theron	18	18	0
		2	6	M1 M2 M3 M4	T W R F	1.00	MAT	3040	Kissinger, Theron	18	12	6
		3	3	M1 M2 M3 M4	M T W F	1.00	MAT	3065	Klein, Leonard	18	18	0
		4	5	M1 M2 M3 M4	M T R F	1.00	MAT	3066	Forgette, Anthony	18	18	0
		5	6	M1 M2 M3 M4	T W R F	1.00	MAT	3063	Forgette, Anthony	18	15	3
071190H_01	ALGEBRA 2 HNRS	1	2	M1 M2 M3 M4	M T W F	1.00	MAT	3042	Giudice, Jennifer	25	20	5
		2	3	M1 M2 M3 M4	M T W F	1.00	MAT	3042	Giudice, Jennifer	25	23	2
		3	5	M1 M2 M3 M4	M T R F	1.00	MAT	3023	Stern, Rebecca	25	20	5
		4	8	M1 M2 M3 M4	M W R F	1.00	MAT	3023	Stern, Rebecca	25	20	5
		5	4	M1 M2 M3 M4	M W R F	1.00	MAT	3066	Levy, Jessica	25	23	2
		6	7	M1 M2 M3 M4	M T W R	1.00	MAT	3066	Levy, Jessica	25	23	2
		7	1	M1 M2 M3 M4	M T R F	1.00	MAT	3053	White, Sarah	25	16	9
		8	6	M1 M2 M3 M4	T W R F	1.00	MAT	3053	White, Sarah	25	20	5
071245C_01	FINANCIAL ALGEBRA 3C	1	5	M1 M2 M3 M4	M T R F	1.00	MAT	3021	Delmhorst, Stacey	12	13	-1
071265A_01	PRE-CALCULUS A	1	4	M1 M2 M3 M4	M W R F	1.00	MAT	3064	Gomez, Margaret	25	26	-1
		2	8	M1 M2 M3 M4	M W R F	1.00	MAT	3064	Gomez, Margaret	25	22	3
		3	7	M1 M2 M3 M4	M T W R	1.00	MAT	3065	James, Caroline	25	27	-2
		4	3	M1 M2 M3 M4	M T W F	1.00	MAT	3040	Jolley, Alan	25	26	-1
		5	1	M1 M2 M3 M4	M T R F	1.00	MAT	3023	Stern, Rebecca	25	26	-1
		6	2	M1 M2 M3 M4	M T W F	1.00	MAT	3023	Stern, Rebecca	25	24	1
		7	6	M1 M2 M3 M4	T W R F	1.00	MAT	3023	Stern, Rebecca	25	24	1
		8	8	M1 M2 M3 M4	M W R F	1.00	MAT	3053	Didelot, Ann	25	20	5
		9	5	M1 M2 M3 M4	M T R F	1.00	MAT	3067	Wetzel, John	25	25	0
071265B_01	PRE-CALCULUS B	1	1	M1 M2 M3 M4	M T R F	1.00	MAT	3066	James, Caroline	20	23	-3
		2	8	M1 M2 M3 M4	M W R F	1.00	MAT	3066	James, Caroline	20	18	2
		3	6	M1 M2 M3 M4	T W R F	1.00	MAT	3025	Levy-Dolyak, Dana	20	19	1
		4	7	M1 M2 M3 M4	M T W R	1.00	MAT	3025	Levy-Dolyak, Dana	20	14	6
		5	2	M1 M2 M3 M4	M T W F	1.00	MAT	3053	White, Sarah	20	19	1
071265H_01	PRE-CALCULUS HNRS	1	2	M1 M2 M3 M4	M T W F	1.00	MAT	3021	Levy-Dolyak, Dana	25	21	4
		2	8	M1 M2 M3 M4	M W R F	1.00	MAT	3021	Levy-Dolyak, Dana	25	26	-1
		3	3	M1 M2 M3 M4	M T W F	1.00	MAT	3069	Walsh, William	25	22	3
		4	7	M1 M2 M3 M4	M T W R	1.00	MAT	3069	Walsh, William	25	20	5
		5	4	M1 M2 M3 M4	M W R F	1.00	MAT	3069	Wetzel, John	25	21	4
		6	6	M1 M2 M3 M4	T W R F	1.00	MAT	3069	Wetzel, John	25	20	5
071315P_01	A.P. STATISTICS	1	1	M1 M2 M3 M4	M T R F	1.00	MAT	3064	Denton, Gertrude	25	23	2
		2	2	M1 M2 M3 M4	M T W F	1.00	MAT	3064	Denton, Gertrude	25	20	5
		3	7	M1 M2 M3 M4	M T W R	1.00	MAT	3064	Denton, Gertrude	25	16	9
		4	8	M1 M2 M3 M4	M W R F	1.00	MAT	3069	Walsh, William	25	20	5

071365A_52	STATISTICS A	1	1	M1 M2	M T R F	0.50	MAT	3069	Walsh, William	25	25	0
		2	5	M1 M2	M T R F	0.50	MAT	3069	Walsh, William	25	24	1
071415A_62	DISCRETE MATH	1	1	M3 M4	M T R F	0.50	MAT	3069	Walsh, William	25	19	6
		2	5	M3 M4	M T R F	0.50	MAT	3069	Walsh, William	25	20	5
071430A_01	ACCOUNTING	1	2	M1 M2 M3 M4	M T W F	1.00	MAT	3065	Klein, Leonard	25	24	1
		2	4	M1 M2 M3 M4	M W R F	1.00	MAT	3065	Klein, Leonard	25	21	4
071440A_52	PRSNL.FNANCIAL MGMT.A	1	7	M1 M2	M T W R	0.50	MAT	3042	Delmhorst, Stacey	25	23	2
		2	1	M1 M2	M T R F	0.50	MAT	3042	Klein, Leonard	25	26	-1
		3	5	M1 M2	M T R F	0.50	MAT	3042	Klein, Leonard	25	26	-1
		4	4	M1 M2	M W R F	0.50	MAT	3042	White, Sarah	25	22	3
		5	8	M1 M2	M W R F	0.50	MAT	3042	White, Sarah	25	13	12
071440A_62	PRSNL.FNANCIAL MGMT.A	1	7	M3 M4	M T W R	0.50	MAT	3042	Delmhorst, Stacey	25	17	8
		2	1	M3 M4	M T R F	0.50	MAT	3042	Klein, Leonard	25	24	1
		3	5	M3 M4	M T R F	0.50	MAT	3042	Klein, Leonard	25	24	1
		4	4	M3 M4	M W R F	0.50	MAT	3042	White, Sarah	25	23	2
		5	8	M3 M4	M W R F	0.50	MAT	3042	White, Sarah	25	22	3
071465P_01	A.P. CALCULUS BC	1	3	M1 M2 M3 M4	M T W F	1.00	MAT	3063	Hurlbut, Robin	25	18	7
		2	8	M1 M2 M3 M4	M W R F	1.00	MAT	3063	Hurlbut, Robin	25	24	1
071490P_01	A.P. CALCULUS AB	1	8	M1 M2 M3 M4	M W R F	1.00	MAT	3040	Kissinger, Theron	25	24	1
		2	5	M1 M2 M3 M4	M T R F	1.00	MAT	3064	Wilkes, William	25	26	-1
		3	4	M1 M2 M3 M4	M W R F	1.00	MAT	3025	Levy-Dolyak, Dana	25	21	4
		4	1	M1 M2 M3 M4	M T R F	1.00	MAT	3067	Wilkes, William	25	26	-1
		5	7	M1 M2 M3 M4	M T W R	1.00	MAT	3040	Kissinger, Theron	25	23	2
071515H_01	CALCULUS HNRS	1	3	M1 M2 M3 M4	M T W F	1.00	MAT	3064	Gomez, Margaret	25	27	-2
		2	6	M1 M2 M3 M4	T W R F	1.00	MAT	3064	Gomez, Margaret	25	26	-1
		3	2	M1 M2 M3 M4	M T W F	1.00	MAT	3067	Wetzel, John	25	26	-1
		4	8	M1 M2 M3 M4	M W R F	1.00	MAT	3067	Wetzel, John	25	19	6
071566P_01	MULTIVAR.CALC.BC	1	6	M1 M2 M3 M4	T W R F	1.00	MAT	3067	Wilkes, William	25	19	6
071567P_01	MULTIVAR.CALC.AB	1	3	M1 M2 M3 M4	M T W F	1.00	MAT	3067	Wilkes, William	25	15	10
		2	4	M1 M2 M3 M4	M W R F	1.00	MAT	3067	Wilkes, William	25	16	9
071600N_01	IS ADV.MATH.PROB.SOLV.	1	9	M1 M2 M3 M4	M T R F	1.00	MAT	3053	Wilkes, William	2	1	1
111700A_01	BIOLOGY A + LAB	1	6	M1 M2 M3 M4	T W R F	1.00	SCI	3001	Wirkus, Heather	24	24	0
		2	3	M1 M2 M3 M4	M T W F	1.00	SCI	3006	Wirkus, Heather	24	23	1
		3	5	M1 M2 M3 M4	M T R F	1.00	SCI	3006	Wirkus, Heather	24	24	0
		4	2	M1 M2 M3 M4	M T W F	1.00	SCI	3005	Morley, Heather	24	18	6
		5	4	M1 M2 M3 M4	M W R F	1.00	SCI	3001	Krubski, Ally	24	20	4
		6	6	M1 M2 M3 M4	T W R F	1.00	SCI	3006	Krubski, Ally	24	24	0
		7	5	M1 M2 M3 M4	M T R F	1.00	SCI	3010	Hirth, Christine	24	24	0

		8	4	M1 M2 M3 M4	M W R F	1.00	SCI	3006	Hirth, Christine	24	24	0
		9	3	M1 M2 M3 M4	M T W F	1.00	SCI	3005	Morley, Heather	24	24	0
		10	7	M1 M2 M3 M4	M T W R	1.00	SCI	3006	Krubski, Ally	24	24	0
		11	1	M1 M2 M3 M4	M T R F	1.00	SCI	3006	Hirth, Christine	24	22	2
		12	1	M1 M2 M3 M4	M T R F	1.00	SCI	3002	Duffy, Cecilia	24	22	2
		13	2	M1 M2 M3 M4	M T W F	1.00	SCI	3001	Tirado, Serena	24	20	4
111700B_01	BIOLOGY B + LAB	1	3	M1 M2 M3 M4	M T W F	1.00	SCI	3001	Tirado, Serena	18	15	3
		2	6	M1 M2 M3 M4	T W R F	1.00	SCI	3002	Filip, Matthew	18	19	-1
		3	4	M1 M2 M3 M4	M W R F	1.00	SCI	3002	Filip, Matthew	18	18	0
		4	5	M1 M2 M3 M4	M T R F	1.00	SCI	3001	Krubski, Ally	18	16	2
		5	2	M1 M2 M3 M4	M T W F	1.00	SCI	3006	Hirth, Christine	18	17	1
111700H_01	BIOLOGY HNRS + LAB	1	2	M1 M2 M3 M4	M T W F	1.00	SCI	3002	Filip, Matthew	24	20	4
		2	3	M1 M2 M3 M4	M T W F	1.00	SCI	3002	Filip, Matthew	24	20	4
		3	6	M1 M2 M3 M4	T W R F	1.00	SCI	3010	Tirado, Serena	24	22	2
		4	4	M1 M2 M3 M4	M W R F	1.00	SCI	3010	Tirado, Serena	24	24	0
		5	1	M1 M2 M3 M4	M T R F	1.00	SCI	3001	Wirkus, Heather	24	24	0
111750A_52	ENVRN.SCIENCE+LAB	1	6	M1 M2	T W R F	0.50	SCI	2012	Coccoli, Antonio	40	39	1
111750A_62	ENVRN.SCIENCE+LAB	1	6	M3 M4	T W R F	0.50	SCI	3005	Morley, Heather	37	29	8
		2	6	M3 M4	T W R F	0.50	SCI	2012	Coccoli, Antonio	40	33	7
111775A_52	HORTICULTURE+LAB	1	6	M1 M2	T W R F	0.50	SCI	3005	Morley, Heather	24	19	5
		2	7	M1 M2	M T W R	0.50	SCI	3005	Morley, Heather	24	20	4
111775A_62	HORTICULTURE+LAB	1	4	M3 M4	M W R F	0.50	SCI	3029	Duffy, Cecilia	24	23	1
		2	5	M3 M4	M T R F	0.50	SCI	3029	Duffy, Cecilia	24	24	0
111800A_52	FORENSICS + LAB	1	1	M1 M2	M T R F	0.50	SCI	3029	Lazaroff, Michael	24	20	4
		2	8	M1 M2	M W R F	0.50	SCI	3029	Rollison, David	24	16	8
111800A_62	FORENSICS + LAB	1	1	M3 M4	M T R F	0.50	SCI	3029	Lazaroff, Michael	24	23	1
		2	8	M3 M4	M W R F	0.50	SCI	3029	Rollison, David	24	21	3
111835A_52	MEDIC.TRMNLGY & LAB	1	5	M1 M2	M T R F	0.50	SCI	3002	Lazaroff, Michael	24	21	3
111835A_62	MEDIC.TRMNLGY & LAB	1	5	M3 M4	M T R F	0.50	SCI	3002	Lazaroff, Michael	24	5	19
111850A_01	ANAT.&PHYSIOL.+LAB	1	8	M1 M2 M3 M4	M W R F	1.00	SCI	3002	Lazaroff, Michael	24	17	7
		2	7	M1 M2 M3 M4	M T W R	1.00	SCI	3002	Lazaroff, Michael	24	17	7
111875A_52	MARINE BIOL. +LAB	1	4	M1 M2	M W R F	0.50	SCI	3029	Duffy, Cecilia	24	22	2
		2	5	M1 M2	M T R F	0.50	SCI	3029	Duffy, Cecilia	24	19	5
		3	6	M1 M2	T W R F	0.50	SCI	3029	Duffy, Cecilia	24	21	3
		4	2	M1 M2	M T W F	0.50	SCI	3029	Rollison, David	24	20	4
111875A_62	MARINE BIOL. +LAB	1	6	M3 M4	T W R F	0.50	SCI	3029	Duffy, Cecilia	24	24	0
		2	2	M3 M4	M T W F	0.50	SCI	3029	Rollison, David	24	23	1
111900P_01	A.P. BIOLOGY + LAB	1	3	M1 M2 M3 M4	M T W F	1.00	SCI	3010	Morse-Gaudio, Michele	24	16	8

		2	2	M1 M2 M3 M4	M T W F	1.00	SCI	3010	Kabak, Joel	24	18	6
		3	7	M1 M2 M3 M4	M T W R	1.00	SCI	3010	Kabak, Joel	24	24	0
		4	1	M1 M2 M3 M4	M T R F	1.00	SCI	3010	Kabak, Joel	24	21	3
		5	8	M1 M2 M3 M4	M W R F	1.00	SCI	3010	Kabak, Joel	24	21	3
111925P_01	A.P. ENVRN.SCI.+LAB	1	1	M1 M2 M3 M4	M T R F	1.00	SCI	3005	Aitkenhead, Michael	24	22	2
		2	4	M1 M2 M3 M4	M W R F	1.00	SCI	3005	Aitkenhead, Michael	24	13	11
		3	5	M1 M2 M3 M4	M T R F	1.00	SCI	3005	Aitkenhead, Michael	24	19	5
		4	8	M1 M2 M3 M4	M W R F	1.00	SCI	3005	Aitkenhead, Michael	24	17	7
111950A_01	SCIENT.RSRCH.+LAB	1	4	M1 M2 M3 M4	M W R F	1.00	SCI	2030	Morse-Gaudio, Michele	24	18	6
		2	7	M1 M2 M3 M4	M T W R	1.00	SCI	3022	Morse-Gaudio, Michele	24	18	6
		3	3	M1 M2 M3 M4	M T W F	1.00	SCI	3022	Morgan, Nicholas	24	19	5
		4	6	M1 M2 M3 M4	T W R F	1.00	SCI	3022	Morgan, Nicholas	24	22	2
112000A_01	CHEMISTRY A + LAB	1	1	M1 M2 M3 M4	M T R F	1.00	SCI	3028	Voytek, Trema	24	24	0
		2	4	M1 M2 M3 M4	M W R F	1.00	SCI	3028	Voytek, Trema	24	22	2
		3	7	M1 M2 M3 M4	M T W R	1.00	SCI	3032	Messina, Dominick	24	22	2
		4	2	M1 M2 M3 M4	M T W F	1.00	SCI	3033	Scott, Kristin	24	21	3
		5	8	M1 M2 M3 M4	M W R F	1.00	SCI	3028	Coccoli, Antonio	24	23	1
		6	5	M1 M2 M3 M4	M T R F	1.00	SCI	3034	Messina, Dominick	24	16	8
		7	4	M1 M2 M3 M4	M W R F	1.00	SCI	3034	Jones, William	24	22	2
		8	3	M1 M2 M3 M4	M T W F	1.00	SCI	3029	Coccoli, Antonio	24	18	6
		9	6	M1 M2 M3 M4	T W R F	1.00	SCI	3028	Delaney, Maura	24	20	4
		10	7	M1 M2 M3 M4	M T W R	1.00	SCI	3029	Delaney, Maura	24	23	1
		11	8	M1 M2 M3 M4	M W R F	1.00	SCI	3006	Messina, Dominick	24	23	1
		12	2	M1 M2 M3 M4	M T W F	1.00	SCI	3032	Messina, Dominick	24	19	5
		13	5	M1 M2 M3 M4	M T R F	1.00	SCI	3032	Scott, Kristin	24	18	6
112000B_01	CHEMISTRY B + LAB	1	3	M1 M2 M3 M4	M T W F	1.00	SCI	3032	Scott, Kristin	18	12	6
		2	5	M1 M2 M3 M4	M T R F	1.00	SCI	3028	Rollison, David	18	17	1
		3	1	M1 M2 M3 M4	M T R F	1.00	SCI	3032	Delaney, Maura	18	10	8
		4	7	M1 M2 M3 M4	M T W R	1.00	SCI	3028	Rollison, David	18	13	5
		5	4	M1 M2 M3 M4	M W R F	1.00	SCI	3032	Delaney, Maura	18	17	1
		6	2	M1 M2 M3 M4	M T W F	1.00	SCI	3034	Tinoco, Flavio	18	14	4
		7	8	M1 M2 M3 M4	M W R F	1.00	SCI	3032	Scott, Kristin	18	14	4
112000H_01	CHEM.HNRS. + LAB	1	1	M1 M2 M3 M4	M T R F	1.00	SCI	3034	Tinoco, Flavio	24	18	6
		2	7	M1 M2 M3 M4	M T W R	1.00	SCI	3034	Tinoco, Flavio	24	19	5
		3	8	M1 M2 M3 M4	M W R F	1.00	SCI	3034	Tinoco, Flavio	24	19	5
		4	3	M1 M2 M3 M4	M T W F	1.00	SCI	3028	Voytek, Trema	24	19	5
		5	2	M1 M2 M3 M4	M T W F	1.00	SCI	3028	Voytek, Trema	24	23	1
112015NI01	IS ORGANIC CHEM.	1	9	M1 M2 M3 M4	M W R F	1.00	SCI	3034	Jones, William	1	1	0

112025P_01	A.P. CHEMISTRY+LAB	1	3	M1 M2 M3 M4	M T W F	1.00	SCI	3034	Jones, William	24	19	5
		2	6	M1 M2 M3 M4	T W R F	1.00	SCI	3034	Jones, William	24	22	2
112032A_52	INTRO. TO PRGRM.	1	8	M1 M2	M W R F	0.50	SCI	3022	Fisler, Richard	20	15	5
		2	1	M1 M2	M T R F	0.50	SCI	3022	Scrofani, David	20	15	5
		3	2	M1 M2	M T W F	0.50	SCI	1033	Dewey, Nathaniel	20	16	4
112032A_62	INTRO.TO PRGRM.	1	1	M3 M4	M T R F	0.50	SCI	1033	Dewey, Nathaniel	20	18	2
112034A_62	INTRO.TO WEB PRGRM.	1	1	M3 M4	M T R F	0.50	SCI	3022	Scrofani, David	20	11	9
		2	8	M3 M4	M W R F	0.50	SCI	3022	Dewey, Nathaniel	20	13	7
112036A_52	BLDG.WEB APPLCTNS.	1	1	M1 M2	M T R F	0.50	SCI	1033	Dewey, Nathaniel	20	10	10
112038A_62	SOFTWARE DVLP.	1	2	M3 M4	M T W F	0.50	SCI	1033	Dewey, Nathaniel	20	9	11
112100A_52	JOURN.SOLAR SYS.+L	1	7	M1 M2	M T W R	0.50	SCI	3001	Wong, Humphrey	24	17	7
		2	8	M1 M2	M W R F	0.50	SCI	3001	Wong, Humphrey	24	14	10
112125A_62	STARS,GALAX.UNVRS.+L	1	7	M3 M4	M T W R	0.50	SCI	3001	Wong, Humphrey	24	18	6
112225A_52	AEROSPACE + L	1	5	M1 M2	M T R F	0.50	SCI	3022	Andrew, Robert	24	16	8
112225A_62	AEROSPACE + L	1	5	M3 M4	M T R F	0.50	SCI	3022	Andrew, Robert	24	11	13
112250A_01	PHYSICS A + LAB	1	7	M1 M2 M3 M4	M T W R	1.00	SCI	3011	Dewey, Nathaniel	24	19	5
		2	4	M1 M2 M3 M4	M W R F	1.00	SCI	3011	Scrofani, David	24	24	0
		3	1	M1 M2 M3 M4	M T R F	1.00	SCI	3007	Fisler, Richard	24	24	0
		4	4	M1 M2 M3 M4	M W R F	1.00	SCI	3032	Fisler, Richard	24	21	3
		5	6	M1 M2 M3 M4	T W R F	1.00	SCI	3007	Wong, Humphrey	24	23	1
		6	3	M1 M2 M3 M4	M T W F	1.00	SCI	3007	Wong, Humphrey	24	23	1
		7	8	M1 M2 M3 M4	M W R F	1.00	SCI	3007	Gifford, Sarah	24	17	7
		8	7	M1 M2 M3 M4	M T W R	1.00	SCI	3007	Gifford, Sarah	24	21	3
		9	5	M1 M2 M3 M4	M T R F	1.00	SCI	3007	Jones, William	24	24	0
		10	8	M1 M2 M3 M4	M W R F	1.00	SCI	3011	Dewey, Nathaniel	24	15	9
112250B_01	PHYSICS B + LAB	1	1	M1 M2 M3 M4	M T R F	1.00	SCI	3011	Gifford, Sarah	18	15	3
		2	2	M1 M2 M3 M4	M T W F	1.00	SCI	3022	Gifford, Sarah	18	11	7
		3	5	M1 M2 M3 M4	M T R F	1.00	SCI	3011	Fisler, Richard	18	17	1
		4	3	M1 M2 M3 M4	M T W F	1.00	SCI	3011	Klouda, Joanne	18	18	0
		5	4	M1 M2 M3 M4	M W R F	1.00	SCI	3011	Klouda, Joanne	18	18	0
112250H_01	PHYSICS HNRS + LAB	1	3	M1 M2 M3 M4	M T W F	1.00	SCI	3033	Andrew, Robert	24	14	10
		2	4	M1 M2 M3 M4	M W R F	1.00	SCI	3033	Andrew, Robert	24	21	3
		3	5	M1 M2 M3 M4	M T R F	1.00	SCI	3033	Scrofani, David	24	23	1
		4	6	M1 M2 M3 M4	T W R F	1.00	SCI	3033	Scrofani, David	24	16	8
112260NI52	IS TCHR ASST SCI	1	6	M1 M2	T W R F	0.50	SCI	3010	Tirado, Serena	1	1	0
112275P_01	A.P. PHYSICS B+LAB	1	7	M1 M2 M3 M4	M T W R	1.00	SCI	3033	Morgan, Nicholas	24	19	5
		2	8	M1 M2 M3 M4	M W R F	1.00	SCI	3033	Andrew, Robert	24	16	8
112300P_01	A.P. PHYSICS C+LAB	1	1	M1 M2 M3 M4	M T R F	1.00	SCI	3033	Klouda, Joanne	24	23	1

		2	2	M1 M2 M3 M4	M T W F	1.00	SCI	3011	Klouda, Joanne	24	24	0
152561A_01	GLOBAL THEMES A	1	4	M1 M2 M3 M4	M W R F	1.00	SS	2060	Gayanilo, Ashley	25	25	0
		2	8	M1 M2 M3 M4	M W R F	1.00	SS	2060	Gayanilo, Ashley	25	25	0
		3	7	M1 M2 M3 M4	M T W R	1.00	SS	2060	Gayanilo, Ashley	25	25	0
		4	6	M1 M2 M3 M4	T W R F	1.00	SS	2063	Goulian, Katherine	25	19	6
		5	3	M1 M2 M3 M4	M T W F	1.00	SS	2063	Goulian, Katherine	25	24	1
		6	7	M1 M2 M3 M4	M T W R	1.00	SS	2063	Goulian, Katherine	25	25	0
		7	4	M1 M2 M3 M4	M W R F	1.00	SS	2063	Kammerman, Suzanne	25	24	1
		8	3	M1 M2 M3 M4	M T W F	1.00	SS	2064	Lin, Chi-Ann	25	22	3
		9	5	M1 M2 M3 M4	M T R F	1.00	SS	2064	Lin, Chi-Ann	25	25	0
		10	1	M1 M2 M3 M4	M T R F	1.00	SS	2060	Rogers, James	25	23	2
		11	6	M1 M2 M3 M4	T W R F	1.00	SS	2060	Rogers, James	25	24	1
		12	5	M1 M2 M3 M4	M T R F	1.00	SS	2060	Rogers, James	25	24	1
		13	1	M1 M2 M3 M4	M T R F	1.00	SS	2063	Ward, Meghan	25	23	2
		14	8	M1 M2 M3 M4	M W R F	1.00	SS	2063	Ward, Meghan	25	26	-1
		15	2	M1 M2 M3 M4	M T W F	1.00	SS	2063	Ward, Meghan	25	22	3
152561B_01	GLOBAL THEMES B	1	8	M1 M2 M3 M4	M W R F	1.00	SS	2062	Heaphy, Daniel	18	18	0
		2	5	M1 M2 M3 M4	M T R F	1.00	SS	2062	Heaphy, Daniel	18	18	0
		3	1	M1 M2 M3 M4	M T R F	1.00	SS	2062	Schager, Catherine	18	15	3
152561H_01	GLOBAL THEMES HONORS	1	2	M1 M2 M3 M4	M T W F	1.00	SS	2060	Gayanilo, Ashley	25	21	4
		2	3	M1 M2 M3 M4	M T W F	1.00	SS	2060	Gayanilo, Ashley	25	24	1
		3	5	M1 M2 M3 M4	M T R F	1.00	SS	2063	Goulian, Katherine	25	23	2
152660A_01	U.S. HISTORY A	1	5	M1 M2 M3 M4	M T R F	1.00	SS	2061	Gilland, Dana	25	21	4
		2	6	M1 M2 M3 M4	T W R F	1.00	SS	2061	Gilland, Dana	25	24	1
		3	4	M1 M2 M3 M4	M W R F	1.00	SS	2028	Hirai, Sheila	25	25	0
		4	7	M1 M2 M3 M4	M T W R	1.00	SS	2028	Hirai, Sheila	25	26	-1
		5	2	M1 M2 M3 M4	M T W F	1.00	SS	2059	Miller, John	25	23	2
		6	1	M1 M2 M3 M4	M T R F	1.00	SS	2059	Miller, John	25	26	-1
		7	3	M1 M2 M3 M4	M T W F	1.00	SS	2059	Schager, Catherine	25	24	1
		8	5	M1 M2 M3 M4	M T R F	1.00	SS	2059	Schager, Catherine	25	26	-1
		9	8	M1 M2 M3 M4	M W R F	1.00	SS	2059	Schager, Catherine	25	24	1
		10	2	M1 M2 M3 M4	M T W F	1.00	SS	2061	Stevens, Jeanne	25	22	3
		11	7	M1 M2 M3 M4	M T W R	1.00	SS	2061	Stevens, Jeanne	25	25	0
		12	2	M1 M2 M3 M4	M T W F	1.00	SS	2030	Willick, David	25	25	0
		13	3	M1 M2 M3 M4	M T W F	1.00	SS	2030	Willick, David	25	26	-1
		14	2	M1 M2 M3 M4	M T W F	1.00	SS	2028	Mongirdas, Eric	25	23	2
		15	3	M1 M2 M3 M4	M T W F	1.00	SS	2028	Pinchback, Sara	25	25	0
		16	1	M1 M2 M3 M4	M T R F	1.00	SS	2028	Pinchback, Sara	25	25	0

152660H_01	U.S. HISTORY HNRS	1	3	M1 M2 M3 M4	M T W F	1.00	SS	2062	Gilland, Dana	25	20	5
		2	1	M1 M2 M3 M4	M T R F	1.00	SS	2030	Willick, David	25	25	0
		3	5	M1 M2 M3 M4	M T R F	1.00	SS	2030	Willick, David	25	26	-1
152710P_01	A.P. U.S. HISTORY	1	1	M1 M2 M3 M4	M T R F	1.00	SS	2061	Mongirdas, Eric	25	17	8
		2	3	M1 M2 M3 M4	M T W F	1.00	SS	2061	Mongirdas, Eric	25	15	10
152711P_01	A.P. U.S. HISTORY 10	1	1	M1 M2 M3 M4	M T R F	1.00	SS	2012	Heaphy, Daniel	25	23	2
152770P_01	A.P. WORLD HISTORY	1	4	M1 M2 M3 M4	M W R F	1.00	SS	2064	Avery, Carol	25	24	1
		2	6	M1 M2 M3 M4	T W R F	1.00	SS	2062	Willick, David	25	22	3
152860A_52	AFRICAN STUDIES	1	5	M1 M2	M T R F	0.50	SS	2065	Mongirdas, Eric	25	24	1
		2	8	M1 M2	M W R F	0.50	SS	2065	Mongirdas, Eric	25	17	8
152860A_62	AFRICAN STUDIES	1	5	M3 M4	M T R F	0.50	SS	2065	Mongirdas, Eric	25	25	0
		2	8	M3 M4	M W R F	0.50	SS	2065	Mongirdas, Eric	25	25	0
152885A_52	EAST ASIAN STUDIES	1	2	M1 M2	M T W F	0.50	SS	2064	Lin, Chi-Ann	25	25	0
		2	6	M1 M2	T W R F	0.50	SS	2064	Lin, Chi-Ann	25	20	5
		3	8	M1 M2	M W R F	0.50	SS	2064	Lin, Chi-Ann	25	21	4
		4	1	M1 M2	M T R F	0.50	SS	2064	Hirai, Sheila	25	24	1
152885A_62	EAST ASIAN STUDIES	1	2	M3 M4	M T W F	0.50	SS	2064	Lin, Chi-Ann	25	25	0
		2	6	M3 M4	T W R F	0.50	SS	2064	Lin, Chi-Ann	25	25	0
		3	8	M3 M4	M W R F	0.50	SS	2064	Lin, Chi-Ann	25	25	0
		4	1	M3 M4	M T R F	0.50	SS	2064	Hirai, Sheila	25	24	1
152910A_52	MIDDLE EAST STDYS	1	4	M1 M2	M W R F	0.50	SS	2062	Gilland, Dana	25	16	9
		2	7	M1 M2	M T W R	0.50	SS	2062	Gilland, Dana	25	21	4
		3	2	M1 M2	M T W F	0.50	SS	2062	Schager, Catherine	25	22	3
152910A_62	MIDDLE EAST STDYS	1	4	M3 M4	M W R F	0.50	SS	2062	Gilland, Dana	25	25	0
		2	7	M3 M4	M T W R	0.50	SS	2062	Gilland, Dana	25	25	0
		3	2	M3 M4	M T W F	0.50	SS	2062	Schager, Catherine	25	25	0
152935A_52	LATIN AMER.STDYS	1	7	M1 M2	M T W R	0.50	SS	2064	Avery, Carol	25	17	8
152935A_62	LATIN AMER.STDYS	1	7	M3 M4	M T W R	0.50	SS	2064	Avery, Carol	25	24	1
152960A_52	AMERICAN GOVT	1	1	M1 M2	M T R F	0.50	SS	2065	Stevens, Jeanne	25	23	2
		2	4	M1 M2	M W R F	0.50	SS	2065	Stevens, Jeanne	25	23	2
		3	6	M1 M2	T W R F	0.50	SS	2065	Stevens, Jeanne	25	20	5
		4	2	M1 M2	M T W F	0.50	SS	2065	Jelen, Joseph	25	26	-1
		5	3	M1 M2	M T W F	0.50	SS	2065	Jelen, Joseph	25	24	1
		6	4	M1 M2	M W R F	0.50	SS	2012	Heaphy, Daniel	25	23	2
		7	7	M1 M2	M T W R	0.50	SS	2065	Watson, Toby	25	23	2
152960A_62	AMERICAN GOVT	1	1	M3 M4	M T R F	0.50	SS	2065	Stevens, Jeanne	25	25	0
		2	4	M3 M4	M W R F	0.50	SS	2065	Stevens, Jeanne	25	23	2
		3	6	M3 M4	T W R F	0.50	SS	2065	Stevens, Jeanne	25	18	7

		4	2	M3 M4	M T W F	0.50	SS	2065	Jelen, Joseph	25	25	0
		5	3	M3 M4	M T W F	0.50	SS	2065	Jelen, Joseph	25	26	-1
152985P_01	A.P. GOVPOL US	1	1	M1 M2 M3 M4	M T R F	1.00	SS	2057	Kammerman, Suzanne	25	20	5
		2	2	M1 M2 M3 M4	M T W F	1.00	SS	2057	Kammerman, Suzanne	25	23	2
		3	3	M1 M2 M3 M4	M T W F	1.00	SS	2057	Kammerman, Suzanne	25	21	4
		4	6	M1 M2 M3 M4	T W R F	1.00	SS	2057	Kammerman, Suzanne	25	21	4
		5	4	M1 M2 M3 M4	M W R F	1.00	SS	2057	Jelen, Joseph	25	21	4
		6	5	M1 M2 M3 M4	M T R F	1.00	SS	2057	Jelen, Joseph	25	24	1
		7	7	M1 M2 M3 M4	M T W R	1.00	SS	2057	Jelen, Joseph	25	21	4
		8	6	M1 M2 M3 M4	T W R F	1.00	SS	2059	Miller, John	25	22	3
		9	7	M1 M2 M3 M4	M T W R	1.00	SS	2059	Miller, John	25	23	2
		10	4	M1 M2 M3 M4	M W R F	1.00	SS	2059	Miller, John	25	20	5
153010A_52	INTRO.TO ECNMCS	1	8	M1 M2	M W R F	0.50	SS	2014	Shepro, Jonathan	25	22	3
		2	2	M1 M2	M T W F	0.50	SS	2014	Shepro, Jonathan	25	25	0
153010A_62	INTRO.TO ECNMCS	1	7	M3 M4	M T W R	0.50	SS	2065	Watson, Toby	25	24	1
153035P_01	A.P.MACRO/MICRO ECON	1	3	M1 M2 M3 M4	M T W F	1.00	SS	2014	Shepro, Jonathan	25	25	0
		2	4	M1 M2 M3 M4	M W R F	1.00	SS	2014	Shepro, Jonathan	25	25	0
		3	5	M1 M2 M3 M4	M T R F	1.00	SS	2014	Shepro, Jonathan	25	25	0
		4	6	M1 M2 M3 M4	T W R F	1.00	SS	2030	Pinchback, Sara	25	24	1
		5	7	M1 M2 M3 M4	M T W R	1.00	SS	2030	Pinchback, Sara	25	23	2
		6	8	M1 M2 M3 M4	M W R F	1.00	SS	2030	Pinchback, Sara	25	25	0
153085A_52	ANTHROPOLOGY	1	4	M1 M2	M W R F	0.50	SS	2061	Rogers, James	25	24	1
153085A_62	ANTHROPOLOGY	1	4	M3 M4	M W R F	0.50	SS	2061	Rogers, James	25	25	0
		2	8	M3 M4	M W R F	0.50	SS	2061	Rogers, James	25	24	1
153092NI52	IS MID EAST STDYS TA	1	2	M1 M2	M T W F	0.50	SS	2062	Schager, Catherine	2	1	1
153110A_62	CURRENT ISSUES	1	2	M3 M4	M T W F	0.50	SS	2014	Heaphy, Daniel	25	24	1
153135A_52	ENVRN.SOC.ST.+LAB	1	7	M1 M2	M T W R	0.50	SS	2012	Ward, Meghan	40	39	1
153135A_62	ENVRN.SOC.ST.+LAB	1	7	M3 M4	M T W R	0.50	SS	3005	Shepro, Jonathan	40	30	10
		2	7	M3 M4	M T W R	0.50	SS	2012	Ward, Meghan	40	35	5
153160A_52	INTRO.TO PSYCHOL	1	5	M1 M2	M T R F	0.50	SS	2028	Avery, Carol	25	24	1
		2	6	M1 M2	T W R F	0.50	SS	2028	Avery, Carol	25	22	3
		3	8	M1 M2	M W R F	0.50	SS	2028	Avery, Carol	25	23	2
		4	1	M1 M2	M T R F	0.50	SS	2014	Goulian, Katherine	25	23	2
		5	8	M1 M2	M W R F	0.50	SS	2061	Rogers, James	25	20	5
153160A_62	INTRO.TO PSYCHOL	1	5	M3 M4	M T R F	0.50	SS	2028	Avery, Carol	25	25	0
		2	6	M3 M4	T W R F	0.50	SS	2028	Avery, Carol	25	25	0
		3	8	M3 M4	M W R F	0.50	SS	2028	Avery, Carol	25	25	0
		4	1	M3 M4	M T R F	0.50	SS	2014	Goulian, Katherine	25	24	1

153161NI01	IS AP PSYCHOLOGY	1	9	M1 M2 M3 M4	M T R F	1.00	SS	2064	Lin, Chi-Ann	1	1	0
193370A_01	LATIN 1A	1	8	M1 M2 M3 M4	M W R F	1.00	WL	2058	Huettner, Jennifer	25	23	2
		2	7	M1 M2 M3 M4	M T W R	1.00	WL	2058	Huettner, Jennifer	25	27	-2
		3	3	M1 M2 M3 M4	M T W F	1.00	WL	2058	Cebulski, Benita	25	11	14
193370NI52	IS TCHR.ASST.LATIN	1	9	M1 M2	M T R F	0.50	WL	2058	Huettner, Jennifer	5	1	4
193385A_01	LATIN 2A	1	1	M1 M2 M3 M4	M T R F	1.00	WL	2058	Cebulski, Benita	25	17	8
193385H_01	LATIN 2 HNRS	1	4	M1 M2 M3 M4	M W R F	1.00	WL	2058	Cebulski, Benita	25	17	8
		2	5	M1 M2 M3 M4	M T R F	1.00	WL	2058	Huettner, Jennifer	25	10	15
193400A_01	LATIN 3A	1	6	M1 M2 M3 M4	T W R F	1.00	WL	2058	Huettner, Jennifer	25	8	17
193400H_01	LATIN 3 HNRS	1	6	M1 M2 M3 M4	T W R F	1.00	WL	2058	Huettner, Jennifer	25	18	7
193415A_01	LATIN 4A	1	2	M1 M2 M3 M4	M T W F	1.00	WL	2058	Huettner, Jennifer	25	2	23
193415H_01	LATIN 4 HNRS	1	2	M1 M2 M3 M4	M T W F	1.00	WL	2058	Huettner, Jennifer	25	16	9
193420N_01	IS LATIN: CAESAR & VIRGIL	1	9	M1 M2 M3 M4	M T R F	1.00	WL	N/A	Huettner, Jennifer	1	1	0
193430A_01	GERMAN 1A	1	1	M1 M2 M3 M4	M T R F	1.00	WL	1055	Kochefko, Carol	25	17	8
		2	3	M1 M2 M3 M4	M T W F	1.00	WL	1055	Kochefko, Carol	25	19	6
193445A_01	GERMAN 2A	1	4	M1 M2 M3 M4	M W R F	1.00	WL	1055	Kochefko, Carol	25	10	15
193445H_01	GERMAN 2 HNRS	1	4	M1 M2 M3 M4	M W R F	1.00	WL	1055	Kochefko, Carol	25	10	15
193460A_01	GERMAN 3A	1	2	M1 M2 M3 M4	M T W F	1.00	WL	1055	Craft, Erica	25	13	12
193460H_01	GERMAN 3 HNRS	1	6	M1 M2 M3 M4	T W R F	1.00	WL	1055	Kochefko, Carol	25	17	8
193475A_01	GERMAN 4A	1	5	M1 M2 M3 M4	M T R F	1.00	WL	1055	Craft, Erica	25	7	18
193475H_01	GERMAN 4 HNRS	1	7	M1 M2 M3 M4	M T W R	1.00	WL	1055	Kochefko, Carol	25	16	9
193550A_01	FRENCH 1A	1	1	M1 M2 M3 M4	M T R F	1.00	WL	1036	Blanchardon, Olivier	25	9	16
193565A_01	FRENCH 2A	1	5	M1 M2 M3 M4	M T R F	1.00	WL	1054	Clay, Natalie	25	15	10
		2	3	M1 M2 M3 M4	M T W F	1.00	WL	1054	Clay, Natalie	25	16	9
193565H_01	FRENCH 2 HNRS	1	6	M1 M2 M3 M4	T W R F	1.00	WL	1052	Clay, Natalie	25	29	-4
193565NI52	IS TCHR.ASST.FRENCH 2	1	6	M3 M4	T W R F	0.50	WL	N/A	Clay, Natalie	1	1	0
193580A_01	FRENCH 3A	1	7	M1 M2 M3 M4	M T W R	1.00	WL	1036	Neville, Margaret	25	19	6
		2	3	M1 M2 M3 M4	M T W F	1.00	WL	1036	Neville, Margaret	25	9	16
193580H_01	FRENCH 3 HNRS	1	4	M1 M2 M3 M4	M W R F	1.00	WL	1036	Blanchardon, Olivier	25	18	7
		2	6	M1 M2 M3 M4	T W R F	1.00	WL	1036	Blanchardon, Olivier	25	16	9
193595A_01	FRENCH 4A	1	8	M1 M2 M3 M4	M W R F	1.00	WL	1036	Blanchardon, Olivier	25	14	11
193595H_01	FRENCH 4 HNRS	1	8	M1 M2 M3 M4	M W R F	1.00	WL	1052	Clay, Natalie	25	20	5
193610A_01	FRENCH 5A	1	5	M1 M2 M3 M4	M T R F	1.00	WL	1036	Blanchardon, Olivier	25	17	8
193610H_01	FRENCH 5 HNRS	1	5	M1 M2 M3 M4	M T R F	1.00	WL	1036	Blanchardon, Olivier	25	8	17
193625P_01	A.P. FRENCH LANG	1	7	M1 M2 M3 M4	M T W R	1.00	WL	1054	Clay, Natalie	25	7	18
193760C_01	SPANISH 1C	1	2	M1 M2 M3 M4	M T W F	1.00	WL	1036	Zabala, Kemen	18	11	7
		2	3	M1 M2 M3 M4	M T W F	1.00	WL	1052	Zabala, Kemen	18	12	6
193775C_01	SPANISH 2C	1	8	M1 M2 M3 M4	M W R F	1.00	WL	1051	Wentworth, Priscilla	18	17	1

193805A_01	SPANISH 1A	1	2	M1 M2 M3 M4	M T W F	1.00	WL	1034	Griffin, Eamon	25	23	2
193805B_01	SPANISH 1B	1	1	M1 M2 M3 M4	M T R F	1.00	WL	1047	Cuevas de Taranto, Claudi	25	22	3
193820A_01	SPANISH 2A	1	2	M1 M2 M3 M4	M T W F	1.00	WL	1054	Ballesteros, Horacio	25	21	4
		2	3	M1 M2 M3 M4	M T W F	1.00	WL	1049	Pels, Susan	25	22	3
		3	4	M1 M2 M3 M4	M W R F	1.00	WL	1049	Kenny, Donna	25	27	-2
		4	6	M1 M2 M3 M4	T W R F	1.00	WL	1049	Kenny, Donna	25	23	2
		5	5	M1 M2 M3 M4	M T R F	1.00	WL	1034	Griffin, Eamon	25	23	2
		6	8	M1 M2 M3 M4	M W R F	1.00	WL	1034	Griffin, Eamon	25	27	-2
193820B_01	SPANISH 2B	1	2	M1 M2 M3 M4	M T W F	1.00	WL	1049	Kenny, Donna	25	15	10
		2	1	M1 M2 M3 M4	M T R F	1.00	WL	1049	Pels, Susan	25	21	4
193820H_01	SPANISH 2 HNRS	1	1	M1 M2 M3 M4	M T R F	1.00	WL	1051	Barahona Jr, Joseph	25	22	3
		2	6	M1 M2 M3 M4	T W R F	1.00	WL	1047	Pels, Susan	25	23	2
		3	2	M1 M2 M3 M4	M T W F	1.00	WL	1047	Pels, Susan	25	12	13
		4	7	M1 M2 M3 M4	M T W R	1.00	WL	1034	Griffin, Eamon	25	23	2
		5	4	M1 M2 M3 M4	M W R F	1.00	WL	1051	Wentworth, Priscilla	25	24	1
193835A_01	SPANISH 3A	1	4	M1 M2 M3 M4	M W R F	1.00	WL	1052	DeLuca, Ana	25	27	-2
		2	2	M1 M2 M3 M4	M T W F	1.00	WL	1052	DeLuca, Ana	25	26	-1
		3	6	M1 M2 M3 M4	T W R F	1.00	WL	1054	Ballesteros, Horacio	25	28	-3
		4	1	M1 M2 M3 M4	M T R F	1.00	WL	1034	Griffin, Eamon	25	27	-2
		5	8	M1 M2 M3 M4	M W R F	1.00	WL	1054	Ballesteros, Horacio	25	26	-1
193835B_01	SPANISH 3B	1	3	M1 M2 M3 M4	M T W F	1.00	WL	1051	Wentworth, Priscilla	25	11	14
		2	2	M1 M2 M3 M4	M T W F	1.00	WL	1051	Barahona Jr, Joseph	25	11	14
193835H_01	SPANISH 3 HNRS	1	3	M1 M2 M3 M4	M T W F	1.00	WL	1034	Barahona Jr, Joseph	25	22	3
		2	5	M1 M2 M3 M4	M T R F	1.00	WL	1049	Kenny, Donna	25	25	0
		3	4	M1 M2 M3 M4	M W R F	1.00	WL	1054	Ballesteros, Horacio	25	25	0
		4	1	M1 M2 M3 M4	M T R F	1.00	WL	1054	Ballesteros, Horacio	25	25	0
193850A_01	SPANISH 4A	1	6	M1 M2 M3 M4	T W R F	1.00	WL	1034	Zabala, Kemen	25	25	0
		2	3	M1 M2 M3 M4	M T W F	1.00	WL	1047	Cuevas de Taranto, Claudi	25	20	5
		3	4	M1 M2 M3 M4	M W R F	1.00	WL	1047	Cuevas de Taranto, Claudi	25	20	5
		4	5	M1 M2 M3 M4	M T R F	1.00	WL	1047	Cuevas de Taranto, Claudi	25	20	5
		5	5	M1 M2 M3 M4	M T R F	1.00	WL	1052	DeLuca, Ana	25	23	2
		6	7	M1 M2 M3 M4	M T W R	1.00	WL	1052	DeLuca, Ana	25	23	2
193850H_01	SPANISH 4 HNRS	1	5	M1 M2 M3 M4	M T R F	1.00	WL	1051	Wentworth, Priscilla	25	19	6
		2	7	M1 M2 M3 M4	M T W R	1.00	WL	1051	Wentworth, Priscilla	25	24	1
193865A_01	SPANISH 5A	1	4	M1 M2 M3 M4	M W R F	1.00	WL	1034	Barahona Jr, Joseph	25	24	1
		2	6	M1 M2 M3 M4	T W R F	1.00	WL	1051	Barahona Jr, Joseph	25	25	0
		3	8	M1 M2 M3 M4	M W R F	1.00	WL	1049	Kenny, Donna	25	13	12
		4	7	M1 M2 M3 M4	M T W R	1.00	WL	1047	Zabala, Kemen	25	22	3

		5	8	M1 M2 M3 M4	M W R F	1.00	WL	1055	Zabala, Kemen	25	14	11
193865H_01	SPANISH 5 HNRS	1	8	M1 M2 M3 M4	M W R F	1.00	WL	1047	Cuevas de Taranto, Claudi	25	18	7
193880P_01	A.P. SPANISH LANG	1	7	M1 M2 M3 M4	M T W R	1.00	WL	1049	Pels, Susan	25	23	2
193895P_01	A.P. SPANISH LIT	1	1	M1 M2 M3 M4	M T R F	1.00	WL	1052	DeLuca, Ana	25	9	16
193935NI52	IS CHIN.TCH.ASST.	1	9	M1 M2	M W R F	0.50	SS	N/A	Fray, Christopher	6	1	5
193936NI01	IS.CHIN.TCHNG.ASST	1	9	M1 M2 M3 M4	M T W R F	1.00	WL	2046	Fray, Christopher	5	2	3
193945H_01	MANDARIN CHINESE 1H	1	1	M1 M2 M3 M4	M T R F	1.00	WL	2046	Fray, Christopher	25	19	6
		2	5	M1 M2 M3 M4	M T R F	1.00	WL	2046	Fray, Christopher	25	17	8
		3	2	M1 M2 M3 M4	M T W F	1.00	WL	2046	Yang, Lili	25	10	15
193947H_01	MANDARIN CHINESE 2H	1	3	M1 M2 M3 M4	M T W F	1.00	WL	2046	Yang, Lili	25	16	9
		2	6	M1 M2 M3 M4	T W R F	1.00	WL	2046	Fray, Christopher	25	21	4
193949H_01	MANDARIN CHINESE 3H	1	4	M1 M2 M3 M4	M W R F	1.00	WL	2046	Yang, Lili	25	10	15
		2	7	M1 M2 M3 M4	M T W R	1.00	WL	2046	Fray, Christopher	25	15	10
193951H_01	MANDARIN CHINESE 4H	1	8	M1 M2 M3 M4	M W R F	1.00	WL	2046	Fray, Christopher	25	17	8
193965A_01	ITALIAN 1A	1	7	M1 M2 M3 M4	M T W R	1.00	WL	2048	Noonan, Enia	25	23	2
		2	5	M1 M2 M3 M4	M T R F	1.00	WL	2048	Noonan, Enia	25	23	2
		3	2	M1 M2 M3 M4	M T W F	1.00	WL	2048	D'Amore, Louisa	25	16	9
193980A_01	ITALIAN 2A	1	8	M1 M2 M3 M4	M W R F	1.00	WL	2048	D'Amore, Louisa	25	26	-1
		2	3	M1 M2 M3 M4	M T W F	1.00	WL	2048	D'Amore, Louisa	25	22	3
193990A_01	ITALIAN 3A	1	4	M1 M2 M3 M4	M W R F	1.00	WL	2048	D'Amore, Louisa	25	9	16
		2	1	M1 M2 M3 M4	M T R F	1.00	WL	2048	Noonan, Enia	25	20	5
194015H_01	ITALIAN 4H	1	6	M1 M2 M3 M4	T W R F	1.00	WL	2048	Noonan, Enia	25	15	10
		2	8	M1 M2 M3 M4	M W R F	1.00	WL	2057	Noonan, Enia	25	8	17
224220E_01	BEGIN. E.S.O.L.	1	2	M1 M2 M3 M4	M T W F	1.00	WL	3040	Cebulski, Benita	25	0	25
		2	2	M1 M2 M3 M4	M W	0.50	WL	3040	Cebulski, Benita	6	0	6
		3	2	M1 M2 M3 M4	T F	0.50	WL	3040	Cebulski, Benita	6	0	6
224300E_01	ADV. E.S.O.L.	1	2	M1 M2 M3 M4	M T W F	1.00	WL	3040	Cebulski, Benita	25	4	21
		2	2	M1 M2 M3 M4	M W	0.50	WL	N/A	Cebulski, Benita	6	0	6
284404NI52	IS STUDIO ART	1	9	M1 M2	M W R F	0.50	ART	N/A	Eskeli, Camille	1	1	0
284405NI52	IS GRAPHIC DESIGN	1	9	M1 M2	M W R F	0.50		N/A	Eichler, Carla	2	1	1
284465E_52	BEG.DESGN.&TECH	1	4	M1 M2	M W R F	0.50	ART	1003	Eichler, Carla	20	18	2
		2	6	M1 M2	T W R F	0.50	ART	1003	Eichler, Carla	20	20	0
		3	2	M1 M2	M T W F	0.50	ART	1003	Eichler, Carla	20	20	0
284465E_62	BEG.DESGN.&TECH	1	2	M3 M4	M T W F	0.50	ART	1003	Eichler, Carla	20	20	0
		2	4	M3 M4	M W R F	0.50	ART	1003	Eichler, Carla	20	20	0
		3	3	M3 M4	M T W F	0.50	ART	1003	Eichler, Carla	20	20	0
284485E_52	ADV.DESGN.&TECH	1	5	M1 M2	M T R F	0.50	ART	1003	Eichler, Carla	20	19	1
284485E_62	ADV.DESGN.&TECH	1	7	M3 M4	M T W R	0.50	ART	1003	Eichler, Carla	20	20	0

284525E_62	SILK SCREEN 1	1	2	M3 M4	M T W F	0.50	ART	1004	Simpson, Angela	17	17	0
		2	3	M3 M4	M T W F	0.50	ART	1004	Simpson, Angela	17	17	0
		3	5	M3 M4	M T R F	0.50	ART	1004	Simpson, Angela	17	18	-1
284545E_62	ADV.SILK SCREEN	1	2	M3 M4	M T W F	0.50	ART	1004	Simpson, Angela	3	3	0
		2	3	M3 M4	M T W F	0.50	ART	1004	Simpson, Angela	3	3	0
		3	5	M3 M4	M T R F	0.50	ART	1004	Simpson, Angela	3	3	0
284585E_52	WATER COLOR 1	2	6	M1 M2	T W R F	0.50	ART	1004	Simpson, Angela	17	17	0
		3	4	M1 M2	M W R F	0.50	ART	1004	Garstka, Janet	17	17	0
284585E_62	WATER COLOR 1	1	4	M3 M4	M W R F	0.50	ART	1004	Garstka, Janet	17	17	0
		2	6	M3 M4	T W R F	0.50	ART	1004	Simpson, Angela	17	17	0
		3	7	M3 M4	M T W R	0.50	ART	1004	Garstka, Janet	18	18	0
284605E_52	ADV.WATER COLOR	1	4	M1 M2	M W R F	0.50	ART	1004	Garstka, Janet	3	3	0
		2	6	M1 M2	T W R F	0.50	ART	1004	Simpson, Angela	3	3	0
284605E_62	ADV.WATER COLOR	1	4	M3 M4	M W R F	0.50	ART	1004	Garstka, Janet	3	3	0
		2	6	M3 M4	T W R F	0.50	ART	1004	Simpson, Angela	3	3	0
		3	7	M3 M4	M T W R	0.50	ART	1004	Garstka, Janet	2	2	0
284645E_52	OIL PAINTING 1	1	2	M1 M2	M T W F	0.50	ART	1004	Simpson, Angela	14	14	0
		2	3	M1 M2	M T W F	0.50	ART	1004	Simpson, Angela	17	16	1
284665E_52	ADV. OIL PAINTING	1	2	M1 M2	M T W F	0.50	ART	1004	Simpson, Angela	6	6	0
		2	3	M1 M2	M T W F	0.50	ART	1004	Simpson, Angela	3	3	0
284705E_52	DRAWING 1	1	1	M1 M2	M T R F	0.50	ART	1009	Eskell, Camille	20	20	0
		2	4	M1 M2	M W R F	0.50	ART	1009	Eskell, Camille	20	20	0
		3	2	M1 M2	M T W F	0.50	ART	1009	Wright, Tracy	20	19	1
		4	6	M1 M2	T W R F	0.50	ART	1009	Wright, Tracy	20	20	0
284705E_54	DRAWING 1	1	2	M1 M2	M F	0.25	ART	1009	Wright, Tracy	1	0	1
284705E_62	DRAWING 1	1	4	M3 M4	M W R F	0.50	ART	1009	Eskell, Camille	20	20	0
		2	6	M3 M4	T W R F	0.50	ART	1009	Eskell, Camille	20	20	0
284725E_52	ADV.DRAWING 1-8	1	8	M1 M2	M W R F	0.50	ART	1009	Eskell, Camille	20	18	2
		2	5	M1 M2	M T R F	0.50	ART	1009	Eskell, Camille	20	15	5
284725E_62	ADV.DRAWING 1-8	2	2	M3 M4	M T W F	0.50	ART	1009	Eskell, Camille	20	20	0
		3	3	M3 M4	M T W F	0.50	ART	1009	Eskell, Camille	20	15	5
284765E_52	SCULPTURE 1	1	5	M1 M2	M T R F	0.50	ART	1004	Simpson, Angela	17	17	0
284785E_52	ADV.SCULPTURE	1	5	M1 M2	M T R F	0.50	ART	1004	Simpson, Angela	3	0	3
284825E_52	CERAMICS 1	1	6	M1 M2	T W R F	0.50	ART	1008	Garstka, Janet	18	18	0
284825E_62	CERAMICS 1	1	1	M3 M4	M T R F	0.50	ART	1008	Wright, Tracy	17	17	0
284845E_52	ADV.CERAMICS	1	6	M1 M2	T W R F	0.50	ART	1008	Garstka, Janet	2	2	0
284845E_62	ADV.CERAMICS	1	1	M3 M4	M T R F	0.50	ART	1008	Wright, Tracy	3	3	0
284885E_52	POTTERY	1	7	M1 M2	M T W R	0.50	ART	1008	Jeselnik, Jaclyn	13	13	0

		2	1	M1 M2	M T R F	0.50	ART	1008	Jeselnik, Jadyn	13	12	1
		3	4	M1 M2	M W R F	0.50	ART	1008	Jeselnik, Jadyn	13	12	1
		4	2	M1 M2	M T W F	0.50	ART	1008	Jeselnik, Jadyn	13	13	0
		5	8	M1 M2	M W R F	0.50	ART	1008	Jeselnik, Jadyn	13	13	0
284885E_62	POTTERY	1	7	M3 M4	M T W R	0.50	ART	1008	Jeselnik, Jadyn	11	11	0
		2	2	M3 M4	M T W F	0.50	ART	1008	Jeselnik, Jadyn	13	13	0
		3	4	M3 M4	M W R F	0.50	ART	1008	Jeselnik, Jadyn	13	13	0
		4	6	M3 M4	T W R F	0.50	ART	1008	Jeselnik, Jadyn	13	13	0
		5	8	M3 M4	M W R F	0.50	ART	1008	Jeselnik, Jadyn	14	14	0
284895E_52	ADV.POTTERY	1	7	M1 M2	M T W R	0.50	ART	1008	Jeselnik, Jadyn	3	3	0
		2	1	M1 M2	M T R F	0.50	ART	1008	Jeselnik, Jadyn	3	3	0
		3	4	M1 M2	M W R F	0.50	ART	1008	Jeselnik, Jadyn	3	3	0
		4	2	M1 M2	M T W F	0.50	ART	1008	Jeselnik, Jadyn	3	3	0
		5	8	M1 M2	M W R F	0.50	ART	1008	Jeselnik, Jadyn	3	3	0
284895E_62	ADV.POTTERY	1	7	M3 M4	M T W R	0.50	ART	1008	Jeselnik, Jadyn	5	5	0
		2	6	M3 M4	T W R F	0.50	ART	1008	Jeselnik, Jadyn	3	3	0
		3	4	M3 M4	M W R F	0.50	ART	1008	Jeselnik, Jadyn	3	3	0
		4	2	M3 M4	M T W F	0.50	ART	1008	Jeselnik, Jadyn	3	2	1
		5	8	M3 M4	M W R F	0.50	ART	1008	Jeselnik, Jadyn	2	2	0
284905E_52	JEWELRY 1	1	4	M1 M2	M W R F	0.50	ART	1012	Wright, Tracy	17	15	2
		2	8	M1 M2	M W R F	0.50	ART	1012	Wright, Tracy	19	16	3
284905E_62	JEWELRY 1	1	4	M3 M4	M W R F	0.50	ART	1012	Wright, Tracy	17	17	0
		2	8	M3 M4	M W R F	0.50	ART	1012	Wright, Tracy	18	18	0
284925E_52	ADV.JEWELRY	1	4	M1 M2	M W R F	0.50	ART	1012	Wright, Tracy	3	2	1
		2	8	M1 M2	M W R F	0.50	ART	1012	Wright, Tracy	1	1	0
284925E_62	ADV.JEWELRY	1	4	M3 M4	M W R F	0.50	ART	1012	Wright, Tracy	3	2	1
		2	8	M3 M4	M W R F	0.50	ART	1012	Wright, Tracy	2	2	0
285065E_52	BEGINNING PHOTO	1	2	M1 M2	M T W F	0.50	ART	1007	Garstka, Janet	20	17	3
285065E_62	BEGINNING PHOTO	1	2	M3 M4	M T W F	0.50	ART	1007	Garstka, Janet	20	19	1
285067NI01	IS PHOTOGRAPHY	1	9	M1 M2 M3 M4	T W F	0.00	ART	N/A	Garstka, Janet	1	1	0
285085E_52	DIGITAL DARKROOM	1	8	M1 M2	M W R F	0.50	ART	1029	Nast, Jonathan	20	19	1
		2	6	M1 M2	T W R F	0.50	ART	1029	Nast, Jonathan	20	19	1
		3	7	M1 M2	M T W R	0.50	ART	1029	Nast, Jonathan	20	20	0
		4	3	M1 M2	M T W F	0.50	ART	1029	Nast, Jonathan	20	19	1
		5	1	M1 M2	M T R F	0.50	ART	1029	Eichler, Carla	20	20	0
285085E_62	DIGITAL DARKROOM	1	3	M3 M4	M T W F	0.50	ART	1029	Nast, Jonathan	20	20	0
		2	4	M3 M4	M W R F	0.50	ART	1029	Nast, Jonathan	20	20	0
		3	8	M3 M4	M W R F	0.50	ART	1029	Eichler, Carla	20	20	0

		4	1	M3 M4	M T R F	0.50	ART	1029	Nast, Jonathan	20	20	0
		5	7	M3 M4	M T W R	0.50	ART	1029	Nast, Jonathan	20	20	0
285090E_52	ADV.DIGITAL DRKRM.	1	2	M1 M2	M T W F	0.50	ART	1029	Nast, Jonathan	20	20	0
285090E_62	ADV.DIGITAL DRKRM.	1	2	M3 M4	M T W F	0.50	ART	1029	Nast, Jonathan	20	17	3
285105E_52	DARKROOM 1	1	5	M1 M2	M T R F	0.50	ART	1007	Garstka, Janet	20	15	5
285105E_62	DARKROOM 1	1	5	M3 M4	M T R F	0.50	ART	1007	Garstka, Janet	20	18	2
285105NI52	IS ADV.DARKROOM	1	9	M1 M2	M T R F	0.50	ART	N/A	Garstka, Janet	25	1	24
285125E_52	ADV.DARKROOM	1	3	M1 M2	M T W F	0.50	ART	1007	Garstka, Janet	20	12	8
285125E_62	ADV.DARKROOM	1	8	M3 M4	M W R F	0.50	ART	1007	Garstka, Janet	20	9	11
285165E_52	HNRS.STUDIO ART	1	3	M1 M2	M T W F	0.50	ART	1009	Eskell, Camille	18	14	4
285165E_62	HNRS.STUDIO ART	1	8	M3 M4	M W R F	0.50	ART	1009	Eskell, Camille	18	13	5
285200E_52	MURAL PAINTING	1	1	M1 M2	M T R F	0.50	ART	1010	Wright, Tracy	15	15	0
285200E_62	MURAL PAINTING	1	2	M3 M4	M T W F	0.50	ART	1010	Wright, Tracy	15	15	0
		2	3	M3 M4	M T W F	0.50	ART	1010	Wright, Tracy	15	15	0
325275E_52	WRIT.CNTR.WRKSHP	1	8	M1 M2	M W R F	0.50	ACS	2034	Sinay, Francine	12	6	6
325330E_01	BRIDGE PROGRAM	1	8	M1 M2 M3 M4	M W R F	1.00	ACS	2031	Rexford, Stephen	10	7	3
325335E_62	INTNSV.READ.&WRIT	2	7	M3 M4	M T W R	0.50	ACS	2034	Sinay, Francine	12	2	10
325340N_14	ACADEMIC STDY HALL	1	1	M1	M T R F	0.00	ACS	0332	Driscoll, Johanna	10	0	10
		2	2	M1	M T W F	0.00	ACS	0332	McNamee, Julia	10	0	10
		3	3	M1	M T W F	0.00	ACS	0332	Wright, Tracy	10	2	8
		4	4	M1	M W R F	0.00	ACS	0332	Goulian, Katherine	10	1	9
		5	5	M1	M T R F	0.00	ACS	0332	Levy, Jessica	10	2	8
		6	6	M1	T W R F	0.00	ACS	0332	Taney, Carol	10	1	9
		7	7	M1	M T W R	0.00	ACS	0332	Lynch, Jennifer	10	1	9
		8	8	M1	M W R F	0.00	ACS	0332	Gilland, Dana	10	5	5
325340N_24	ACADEMIC STDY HALL	1	1	M2	M T R F	0.00	ACS	0332	Driscoll, Johanna	10	0	10
		2	2	M2	M T W F	0.00	ACS	0332	McNamee, Julia	10	1	9
		3	3	M2	M T W F	0.00	ACS	0332	Wright, Tracy	10	3	7
		4	4	M2	M W R F	0.00	ACS	0332	Goulian, Katherine	10	2	8
		5	5	M2	M T R F	0.00	ACS	0332	Levy, Jessica	10	3	7
		6	6	M2	T W R F	0.00	ACS	0332	Taney, Carol	10	1	9
		7	7	M2	M T W R	0.00	ACS	0332	Lynch, Jennifer	10	1	9
		8	8	M2	M W R F	0.00	ACS	0332	Gilland, Dana	10	5	5
		9	4	M2	R F	0.00	ACS	0332	Staff	10	0	10
325340N_34	ACADEMIC STDY HALL	1	1	M3	M T R F	0.00	ACS	0332	Driscoll, Johanna	10	0	10
		2	2	M3	M T W F	0.00	ACS	0332	McNamee, Julia	10	0	10
		3	3	M3	M T W F	0.00	ACS	0332	Wright, Tracy	10	0	10
		4	4	M3	M W R F	0.00	ACS	0332	Goulian, Katherine	10	1	9

		5	5	M3	M T R F	0.00	ACS	0332	Levy, Jessica	10	0	10
		6	6	M3	T W R F	0.00	ACS	0332	Taney, Carol	10	2	8
		7	7	M3	M T W R	0.00	ACS	0332	Lynch, Jennifer	10	2	8
		8	8	M3	M W R F	0.00	ACS	0332	Gilland, Dana	10	4	6
		9	4	M3	R F	0.00	ACS	0332	Staff	10	0	10
325340N_44	ACADEMIC STDY HALL	1	1	M4	M T R F	0.00	ACS	0332	Driscoll, Johanna	10	0	10
		2	2	M4	M T W F	0.00	ACS	0332	McNamee, Julia	10	0	10
		3	3	M4	M T W F	0.00	ACS	0332	Wright, Tracy	10	0	10
		4	4	M4	M W R F	0.00	ACS	0332	Goulian, Katherine	10	1	9
		5	5	M4	M T R F	0.00	ACS	0332	Levy, Jessica	10	0	10
		6	6	M4	T W R F	0.00	ACS	0332	Taney, Carol	10	2	8
		7	7	M4	M T W R	0.00	ACS	0332	Lynch, Jennifer	10	2	8
		8	8	M4	M W R F	0.00	ACS	0332	Gilland, Dana	10	4	6
		9	4	M4	R F	0.00	ACS	0332	Staff	10	0	10
325375E_52	PRSNL.STDY.SKILLS	1	5	M1 M2	M T R F	0.50	ACS	2034	Sinay, Francine	12	9	3
		2	4	M1 M2	M W R F	0.50	ACS	2034	Sinay, Francine	12	7	5
		3	2	M1 M2	M T W F	0.50	ACS	2034	Tippy, Brian	12	5	7
		4	3	M1 M2	M T W F	0.50	ACS	2034	Sinay, Francine	12	9	3
		5	7	M1 M2	M T W R	0.50	ACS	2034	Sinay, Francine	12	13	-1
		6	6	M1 M2	T W R F	0.50	ACS	2034	Heaphy, Daniel	12	10	2
325375E_62	PRSNL.STDY.SKILLS	1	2	M3 M4	M T W F	0.50	ACS	2034	Sinay, Francine	12	3	9
		2	6	M3 M4	T W R F	0.50	ACS	2034	Robbins, Barbara	12	4	8
		3	3	M3 M4	M T W F	0.50	ACS	2034	Sinay, Francine	12	0	12
		4	5	M3 M4	M T R F	0.50	ACS	2034	Sinay, Francine	12	4	8
		5	8	M3 M4	M W R F	0.50	ACS	2034	Sinay, Francine	12	4	8
		6	4	M3 M4	M W R F	0.50	ACS	2034	Heaphy, Daniel	12	3	9
405645E_52	CHILD DEVELOP.1	1	6	M1 M2	T W R F	0.50	FCS	1011	McClary, Linda	25	24	1
		2	7	M1 M2	M T W R	0.50	FCS	1011	McClary, Linda	25	24	1
405645E_62	CHILD DEVELOP.1	1	7	M3 M4	M T W R	0.50	FCS	1011	McClary, Linda	25	25	0
		2	1	M3 M4	M T R F	0.50	FCS	1011	McClary, Linda	25	21	4
405645NI52	IS CHILD.DEVEL.1	1	9	M1 M2	M W R F	0.50	FCS	N/A	McClary, Linda	1	1	0
405675E_52	CHILD DEVELOP.2	1	8	M1 M2	M W R F	0.50	FCS	1011	McClary, Linda	25	17	8
405675E_62	CHILD DEVELOP.2	1	8	M3 M4	M W R F	0.50	FCS	1011	McClary, Linda	25	24	1
405705E_52	CHILD STUDY	1	2	M1 M2	M T W F	0.50	FCS	1011	McClary, Linda	12	12	0
		2	3	M1 M2	M T W F	0.50	FCS	1011	McClary, Linda	12	12	0
405705E_62	CHILD STUDY	1	2	M3 M4	M T W F	0.50	FCS	1011	McClary, Linda	12	12	0
		2	3	M3 M4	M T W F	0.50	FCS	1011	McClary, Linda	12	12	0
405705NI52	IS CHILD STUDY	1	9	M1 M2	M W R F	0.50	FCS	N/A	McClary, Linda	1	1	0

405735E_52	CULINARY ARTS 1	1	2	M1 M2	M T W F	0.50	FCS	0184	Wendt, Laura	15	15	0
		2	3	M1 M2	M T W F	0.50	FCS	0184	Wendt, Laura	15	15	0
		3	8	M1 M2	M W R F	0.50	FCS	0184	Grace, Alison	15	14	1
		4	7	M1 M2	M T W R	0.50	FCS	0182	Gans, Cecily	15	16	-1
		5	1	M1 M2	M T R F	0.50	FCS	0182	Gans, Cecily	15	15	0
		6	6	M1 M2	T W R F	0.50	FCS	0184	Grace, Alison	15	15	0
		7	4	M1 M2	M W R F	0.50	FCS	0184	Grace, Alison	15	15	0
		8	5	M1 M2	M T R F	0.50	FCS	0184	Grace, Alison	15	13	2
		9	2	M1 M2	M T W F	0.50	FCS	0182	Gans, Cecily	15	15	0
405735E_62	CULINARY ARTS 1	1	2	M3 M4	M T W F	0.50	FCS	0184	Wendt, Laura	15	15	0
		2	3	M3 M4	M T W F	0.50	FCS	0184	Wendt, Laura	15	15	0
		3	1	M3 M4	M T R F	0.50	FCS	0182	Gans, Cecily	15	15	0
		4	2	M3 M4	M T W F	0.50	FCS	0182	Gans, Cecily	15	15	0
		5	6	M3 M4	T W R F	0.50	FCS	0184	Grace, Alison	15	15	0
		6	8	M3 M4	M W R F	0.50	FCS	0184	Grace, Alison	15	15	0
		7	5	M3 M4	M T R F	0.50	FCS	0184	Grace, Alison	15	15	0
405735NI52	IS CULINARY ARTS	1	9	M1 M2	M W R F	0.50	FCS	N/A	Gans, Cecily	1	1	0
405736NI52	IS.TCHR.ASST.CULINARY	1	9	M1 M2	M T W R F	0.50	FCS	0182	Grace, Alison	5	3	2
		2	9	M1 M2	M W R F	0.50	FCS	N/A	Wendt, Laura	1	2	-1
405736NI62	IS.TCHR.ASST.CULINARY	1	9	M3 M4	M W R F	0.50	FCS	0182	Grace, Alison	5	2	3
		2	9	M3 M4	M W R F	0.50	FCS	N/A	Wendt, Laura	2	1	1
405765E_52	CULINARY ARTS 2	1	4	M1 M2	M W R F	0.50	FCS	0182	Gans, Cecily	15	14	1
		2	7	M1 M2	M T W R	0.50	FCS	0184	Grace, Alison	15	13	2
405765E_62	CULINARY ARTS 2	1	4	M3 M4	M W R F	0.50	FCS	0182	Gans, Cecily	15	15	0
		2	4	M3 M4	M W R F	0.50	FCS	0184	Grace, Alison	15	15	0
		3	7	M3 M4	M T W R	0.50	FCS	0182	Gans, Cecily	15	13	2
		4	7	M3 M4	M T W R	0.50	FCS	0184	Grace, Alison	15	10	5
405765NI62	IS CULINARY ARTS 2	1	9	M1 M2 M3 M4	M T R F	0.50	FCS	N/A	Gans, Cecily	6	1	5
405795E_01	ADV.CULINARY ARTS	1	6	M1 M2 M3 M4	T W R F	1.00	FCS	0182	Gans, Cecily	12	8	4
445860E_52	AUDIO PRODUCTION	2	1	M1 M2	M T R F	0.50	ME	0450	Honeycutt, James	16	15	1
445860E_62	AUDIO PRODUCTION	2	1	M3 M4	M T R F	0.50	ME	0450	Honeycutt, James	16	16	0
445880A_52	VIDEO GRAPHIC PROD.	1	6	M1 M2	T W R F	0.50	ME	0450	Honeycutt, James	16	15	1
445880A_62	VIDEO GRAPHIC PROD.	1	6	M3 M4	T W R F	0.50	ME	0450	Honeycutt, James	16	17	-1
445940E_52	NRRTV.FILM PROD	1	5	M1 M2	M T R F	0.50	ME	0450	Zito, Michael	20	19	1
		2	4	M1 M2	M W R F	0.50	ME	0450	Honeycutt, James	20	21	-1
445940E_62	NRRTV.FILM PROD	1	5	M3 M4	M T R F	0.50	ME	0450	Zito, Michael	20	19	1
		2	3	M3 M4	M T W F	0.50	ME	0450	Honeycutt, James	20	21	-1
445980E_52	RADIO PRODUCTION	1	3	M1 M2	M T W F	0.50	ME	0450	Zito, Michael	16	13	3

		2	7	M1 M2	M T W R	0.50	ME	0450	Zito, Michael	16	16	0
445980E_62	RADIO PRODUCTION	1	4	M3 M4	M W R F	0.50	ME	0450	Zito, Michael	16	16	0
		2	7	M3 M4	M T W R	0.50	ME	0450	Zito, Michael	16	16	0
446020E_52	TV PRODUCTION	1	2	M1 M2	M T W F	0.50	ME	0450	Honeycutt, James	20	21	-1
		2	8	M1 M2	M W R F	0.50	ME	0450	Zito, Michael	20	21	-1
446020E_62	TV PRODUCTION	1	2	M3 M4	M T W F	0.50	ME	0450	Honeycutt, James	20	20	0
		2	8	M3 M4	M W R F	0.50	ME	0450	Zito, Michael	20	21	-1
446220NI52	IS VIDEO JRNLSM.	1	9	M1 M2	M W R F	0.50	ME	N/A	Zito, Michael	1	1	0
486130E_01	FR.CONCERT BAND	1	2	M1 M2 M3 M4	M T W F	1.00	MU	0465	Mariconda, Nicholas	100	11	89
486130E_02	FR.CONCERT BAND	1	2	M1 M2 M3 M4	M W	0.50	MU	0465	Mariconda, Nicholas	25	10	15
		2	2	M1 M2 M3 M4	M	0.25	MU	N/A	Mariconda, Nicholas	25	0	25
		3	2	M1 M2 M3 M4	W	0.25	MU	N/A	Mariconda, Nicholas	6	0	6
486170E_01	SOPH.CNCRT.BAND	1	5	M1 M2 M3 M4	M T R F	1.00	MU	0465	Mariconda, Nicholas	100	12	88
486170E_02	SOPH.CNCRT.BAND	1	5	M1 M2 M3 M4	M F	0.50	MU	0465	Mariconda, Nicholas	25	5	20
		2	5	M1 M2 M3 M4	T R	0.50	MU	N/A	Mariconda, Nicholas	25	8	17
486170E_04	SOPH.CNCRT.BAND	1	5	M1 M2 M3 M4	R	0.25	MU	N/A	Mariconda, Nicholas	12	0	12
486170E_54	SOPH.CNCRT.BAND	1	5	M1 M2	T R	0.25	MU	N/A	Mariconda, Nicholas	25	1	24
486210E_01	SYMPHONIC BAND	1	3	M1 M2 M3 M4	M T W F	1.00	MU	0465	Mariconda, Nicholas	100	30	70
486210E_02	SYMPHONIC BAND	1	3	M1 M2 M3 M4	M W	0.50	MU	0465	Mariconda, Nicholas	60	18	42
		2	3	M3 M4	M T W F	0.50	MU	0465	Mariconda, Nicholas	25	0	25
		3	3	M1 M2	M W	0.25	MU	N/A	Mariconda, Nicholas	25	1	24
486210NI01	IS SYMPH.BAND	1	9	M1 M2 M3 M4	M T W R F	1.00	MU	N/A	Mariconda, Nicholas	5	1	4
		2	9	M1 M2 M3 M4	F	0.25	MU	N/A	Mariconda, Nicholas	2	1	1
486250E_01	FR.CNCRT.ORCHES.	1	2	M1 M2 M3 M4	M T W F	1.00	MU	0460	Mascaro, Carrie	60	46	14
486250E_02	FR.CNCRT.ORCHES.	1	2	M1 M2 M3 M4	T F	0.50	MU	0460	Mascaro, Carrie	60	7	53
		2	2	M1 M2 M3 M4	T W F	0.75	MU	N/A	Mascaro, Carrie	25	0	25
486290E_02	FR.WNDS-PRCSSN	1	2	M1 M2 M3 M4	T F	0.50	MU	0460	Mascaro, Carrie	100	4	96
486330E_01	SOPH.ORCHESTRA	1	5	M1 M2 M3 M4	M T R F	1.00	MU	0460	Valovich, Adele	100	43	57
486330E_02	SOPH.ORCHESTRA	1	5	M1 M2 M3 M4	T R	0.50	MU	0460	Valovich, Adele	25	3	22
		2	5	M1 M2 M3 M4	M	0.25	MU	N/A	Valovich, Adele	12	1	11
		3	5	M1 M2 M3 M4	M F	0.50	MU	N/A	Valovich, Adele	25	10	15
486370E_02	SOPH.WNDS-PRCSSN	1	5	M1 M2 M3 M4	T R	0.50	MU	N/A	Valovich, Adele	60	1	59
486410E_01	SYMPH.ORCHESTRA	1	3	M1 M2 M3 M4	M T W F	1.00	MU	0460	Valovich, Adele	100	61	39
486410E_02	SYMPH.ORCHESTRA	1	3	M1 M2 M3 M4	T F	0.50	MU	N/A	X Music, X	60	0	60
486410NI01	IS SYPMH.ORCHES.	1	9	M1 M2 M3 M4	F	0.25	MU	N/A	Valovich, Adele	1	1	0
486450E_02	SYMPH.WNDS-PRCSSN	1	3	M1 M2 M3 M4	T F	0.50	MU	0460	Valovich, Adele	25	16	9
		2	3	M1 M2	T F	0.25	MU	N/A	Valovich, Adele	25	2	23
486490E_01	JAZZ ENSEMBLE	1	9	M1 M2 M3 M4	R	1.00	MU	0465	Mariconda, Nicholas	25	21	4

486550E_01	INSTRMNTL.MUSIC	1	9	M1 M2 M3 M4	F	0.25	MU	N/A	Mascaro, Carrie	60	32	28
		2	9	M1 M2 M3 M4	F	0.25	MU	N/A	Mascaro, Carrie	60	21	39
		3	9	M1 M2 M3 M4	F	0.25	MU	N/A	Valovich, Adele	80	54	26
		4	9	M1 M2 M3 M4	F	0.25	MU	N/A	Mariconda, Nicholas	60	19	41
		5	9	M1 M2 M3 M4	F	0.25	MU	N/A	Valovich, Adele	60	55	5
		6	9	M1 M2 M3 M4	F	0.25	MU	N/A	Innaco, Candida	70	40	30
		7	9	M1 M2 M3 M4	F	0.25	MU	N/A	Mariconda, Nicholas	60	35	25
		8	9	M1 M2 M3 M4	R	0.25	MU	N/A	Mariconda, Nicholas	2	1	1
486570E_12	PEP BAND	1	9	M1 M2	M	0.25	MU	N/A	Mariconda, Nicholas	95	73	22
486610E_52	BEGINNING PIANO	1	8	M1 M2	M W R F	0.50	MU	1003	Winters, Gregg	12	10	2
486650E_01	FR.CHORUS	1	2	M1 M2 M3 M4	M T W F	1.00	MU	0458	Rosenberg, Luke	100	4	96
486650E_02	FR.CHORUS	1	2	M1 M2 M3 M4	T F	0.50	MU	0458	Rosenberg, Luke	25	14	11
		2	2	M1 M2 M3 M4	M W	0.50	MU	0458	Rosenberg, Luke	25	17	8
		3	2	M1 M2 M3 M4	M	0.25	MU	N/A	Rosenberg, Luke	6	0	6
486690E_01	CHORALE	1	5	M1 M2 M3 M4	M T R F	1.00	MU	0458	Rosenberg, Luke	60	11	49
486690E_02	CHORALE	1	5	M1 M2 M3 M4	T R	0.50	MU	0458	Rosenberg, Luke	100	4	96
		2	5	M1 M2 M3 M4	M F	0.50	MU	0458	Rosenberg, Luke	25	12	13
		3	6	M1 M2 M3 M4	T R	0.50	MU	0458	Rosenberg, Luke	25	6	19
		4	5	M1 M2 M3 M4	T F	0.50	MU	N/A	Rosenberg, Luke	12	0	12
486730E_01	A CAPPELLA CHOIR	1	4	M1 M2 M3 M4	M W R F	1.00	MU	0458	Rosenberg, Luke	100	49	51
486790E_62	INTRO.MUS.TECH.	1	8	M3 M4	M W R F	0.50	MU	1003	Winters, Gregg	12	9	3
486810E_52	MUSIC THEORY 1	1	7	M1 M2	M T W R	0.50	MU	0458	Rosenberg, Luke	22	12	10
486830E_62	MUSIC THEORY 2	1	7	M3 M4	M T W R	0.50	MU	0458	Rosenberg, Luke	22	9	13
526900E_14	FR PHYS ED	1	1	M1	M T R F	0.25	PE	0163	Cadden, Maureen	32	35	-3
		2	1	M1	M T R F	0.25	PE	0163	Shamas, Christopher	32	31	1
		3	2	M1	M T W F	0.25	PE	0163	Caetano, Michael	32	17	15
		5	3	M1	M T W F	0.25	PE	0163	Caetano, Michael	32	17	15
		6	3	M1	M T W F	0.25	PE	0186	Zamary, Janet	32	18	14
		7	4	M1	M W R F	0.25	PE	0163	Zamary, Janet	32	32	0
		8	4	M1	M W R F	0.25	PE	0163	Cadden, Maureen	32	30	2
		9	5	M1	M T R F	0.25	PE	0186	Ross, Nicole	32	32	0
		10	5	M1	M T R F	0.25	PE	0163	Devine, Colin	32	33	-1
		11	6	M1	T W R F	0.25	PE	N/A	Shamas, Christopher	32	33	-1
		12	6	M1	T W R F	0.25	PE	0163	Ross, Nicole	32	31	1
		13	7	M1	M T W R	0.25	PE	0163	Devine, Colin	32	35	-3
		14	7	M1	M T W R	0.25	PE	0163	Betts, Bruce	32	33	-1
		15	8	M1	M W R F	0.25	PE	N/A	Petroccio, Marcellino	32	34	-2
		16	8	M1	M W R F	0.25	PE	0188	Zamary, Janet	32	33	-1

		17	8	M1	M W R F	0.25	PE	N/A	Caetano, Michael	32	29	3
526900E_18	FR PHYS ED	1	1	M1	M F	0.13	PE	GYM	Zamary, Janet	6	0	6
		2	5	M1	M F	0.13	PE	GYM	Zamary, Janet	6	0	6
526900E_24	FR PHYS ED	1	1	M2	M T R F	0.25	PE	0186	Garrity, Kelly	32	34	-2
		2	1	M2	M T R F	0.25	PE	0163	Betts, Bruce	32	31	1
		3	2	M2	M T W F	0.25	PE	0186	Zamary, Janet	32	17	15
		5	3	M2	M T W F	0.25	PE	0186	Betts, Bruce	32	17	15
		6	3	M2	M T W F	0.25	PE	0163	Garrity, Kelly	32	18	14
		7	4	M2	M W R F	0.25	PE	0186	Zamary, Janet	32	31	1
		8	4	M2	M W R F	0.25	PE	0163	Ross, Nicole	32	31	1
		9	5	M2	M T R F	0.25	PE	0186	Caetano, Michael	32	32	0
		10	5	M2	M T R F	0.25	PE	0163	Ross, Nicole	32	33	-1
		11	6	M2	T W R F	0.25	PE	N/A	Garrity, Kelly	32	33	-1
		12	6	M2	T W R F	0.25	PE	0163	Betts, Bruce	32	31	1
		13	7	M2	M T W R	0.25	PE	0186	Caetano, Michael	32	35	-3
		14	7	M2	M T W R	0.25	PE	0163	Garrity, Kelly	32	33	-1
		15	8	M2	M W R F	0.25	PE	0186	Betts, Bruce	32	34	-2
		16	8	M2	M W R F	0.25	PE	0163	Garrity, Kelly	32	34	-2
		17	8	M2	M W R F	0.25	PE	N/A	Zamary, Janet	32	29	3
526900E_28	FR PHYS ED	1	1	M2	M F	0.13	PE	GYM	Zamary, Janet	6	0	6
		2	5	M2	M F	0.13	PE	GYM	Zamary, Janet	6	0	6
526900E_34	FR PHYS ED	1	1	M3	M T R F	0.25	PE	0188	Betts, Bruce	32	34	-2
		2	1	M3	M T R F	0.25	PE	0186	Garrity, Kelly	32	30	2
		3	2	M3	M T W F	0.25	PE	0188	Garrity, Kelly	32	19	13
		5	3	M3	M T W F	0.25	PE	0188	Garrity, Kelly	32	17	15
		6	3	M3	M T W F	0.25	PE	0186	Betts, Bruce	32	17	15
		7	4	M3	M W R F	0.25	PE	0188	Ross, Nicole	32	31	1
		8	4	M3	M W R F	0.25	PE	0186	Betts, Bruce	32	32	0
		9	5	M3	M T R F	0.25	PE	0163	Ross, Nicole	32	32	0
		10	5	M3	M T R F	0.25	PE	0186	Caetano, Michael	32	32	0
		11	6	M3	T W R F	0.25	PE	0163	Caetano, Michael	32	33	-1
		12	6	M3	T W R F	0.25	PE	0163	Garrity, Kelly	32	31	1
		13	7	M3	M T W R	0.25	PE	0163	Ross, Nicole	32	35	-3
		14	7	M3	M T W R	0.25	PE	0163	Betts, Bruce	32	33	-1
		15	8	M3	M W R F	0.25	PE	0163	Garrity, Kelly	32	33	-1
		16	8	M3	M W R F	0.25	PE	0163	Betts, Bruce	32	34	-2
		17	8	M3	M W R F	0.25	PE	N/A	Ross, Nicole	32	30	2
526900E_38	FR PHYS ED	1	1	M3	M F	0.13	PE	GYM	Zamary, Janet	6	0	6

		2	5	M3	M F	0.13	PE	GYM	Zamary, Janet	6	0	6
526900E_44	FR PHYS ED	1	1	M4	M T R F	0.25	PE	0163	Devine, Colin	32	34	-2
		2	1	M4	M T R F	0.25	PE	0163	Petroccio, Marcellino	32	30	2
		3	2	M4	M T W F	0.25	PE	0163	Cadden, Maureen	32	19	13
		5	3	M4	M T W F	0.25	PE	0163	Zamary, Janet	32	17	15
		6	3	M4	M T W F	0.25	PE	0163	Devine, Colin	32	17	15
		7	4	M4	M W R F	0.25	PE	0163	Lawrence, John	32	32	0
		8	4	M4	M W R F	0.25	PE	0163	Shamas, Christopher	32	31	1
		9	5	M4	M T R F	0.25	PE	0163	Shamas, Christopher	32	32	0
		10	5	M4	M T R F	0.25	PE	0163	Ross, Nicole	32	32	0
		11	6	M4	T W R F	0.25	PE	0163	Zamary, Janet	32	33	-1
		12	6	M4	T W R F	0.25	PE	0163	Devine, Colin	32	31	1
		13	7	M4	M T W R	0.25	PE	0163	Cadden, Maureen	32	35	-3
		14	7	M4	M T W R	0.25	PE	0163	Caetano, Michael	32	33	-1
		15	8	M4	M W R F	0.25	PE	N/A	Devine, Colin	32	34	-2
		16	8	M4	M W R F	0.25	PE	0163	Ross, Nicole	32	33	-1
		17	8	M4	M W R F	0.25	PE	N/A	Betts, Bruce	32	30	2
526900E_48	FR PHYS ED	1	1	M4	M F	0.13	PE	GYM	Zamary, Janet	6	0	6
		2	5	M4	M F	0.13	PE	GYM	Zamary, Janet	6	0	6
526950E_14	SOPH PHYS ED	1	1	M1	M T R F	0.25	PE	0188	Lawrence, John	32	33	-1
		2	1	M1	M T R F	0.25	PE	0163	Petroccio, Marcellino	32	34	-2
		3	2	M1	M T W F	0.25	PE	0188	Petroccio, Marcellino	32	31	1
		4	2	M1	M T W F	0.25	PE	0163	Lawrence, John	32	30	2
		5	3	M1	M T W F	0.25	PE	0188	Lawrence, John	32	22	10
		6	3	M1	M T W F	0.25	PE	0163	Petroccio, Marcellino	32	25	7
		7	4	M1	M W R F	0.25	PE	0163	Shamas, Christopher	32	33	-1
		8	4	M1	M W R F	0.25	PE	0163	Lawrence, John	32	33	-1
		9	5	M1	M T R F	0.25	PE	0188	Caetano, Michael	32	33	-1
		10	5	M1	M T R F	0.25	PE	0163	Betts, Bruce	32	33	-1
		11	6	M1	T W R F	0.25	PE	0163	Lawrence, John	32	34	-2
		12	6	M1	T W R F	0.25	PE	0163	Betts, Bruce	32	32	0
		13	7	M1	M T W R	0.25	PE	0163	Petroccio, Marcellino	32	31	1
		14	7	M1	M T W R	0.25	PE	0163	Caetano, Michael	32	33	-1
		15	8	M1	M W R F	0.25	PE	0163	Betts, Bruce	32	33	-1
526950E_18	SOPH PHYS ED	1	1	M1	M F	0.13	PE	N/A	Zamary, Janet	6	0	6
		2	5	M1	M F	0.13	PE	GYM	Zamary, Janet	6	0	6
526950E_24	SOPH PHYS ED	1	1	M2	M T R F	0.25	PE	0163	Shamas, Christopher	32	33	-1
		2	1	M2	M T R F	0.25	PE	0186	Lawrence, John	32	33	-1

		3	2	M2	M T W F	0.25	PE	0186	Lawrence, John	32	31	1
		4	2	M2	M T W F	0.25	PE	0163	Betts, Bruce	32	30	2
		5	3	M2	M T W F	0.25	PE	0163	Caetano, Michael	32	21	11
		6	3	M2	M T W F	0.25	PE	0163	Ross, Nicole	32	23	9
		7	4	M2	M W R F	0.25	PE	0163	Devine, Colin	32	32	0
		8	4	M2	M W R F	0.25	PE	0163	Caetano, Michael	32	33	-1
		9	5	M2	M T R F	0.25	PE	0163	Devine, Colin	32	35	-3
		10	5	M2	M T R F	0.25	PE	0163	Lawrence, John	32	33	-1
		11	6	M2	T W R F	0.25	PE	0163	Caetano, Michael	32	35	-3
		12	6	M2	T W R F	0.25	PE	0186	Ross, Nicole	32	35	-3
		13	7	M2	M T W R	0.25	PE	0186	Lawrence, John	32	29	3
		14	7	M2	M T W R	0.25	PE	0163	Cadden, Maureen	32	32	0
		15	8	M2	M W R F	0.25	PE	0186	Lawrence, John	32	33	-1
526950E_28	SOPH PHYS ED	1	1	M2	M F	0.13	PE	GYM	Zamary, Janet	6	0	6
		2	5	M2	M F	0.13	PE	GYM	Staff	6	0	6
526950E_30	SOPH PHYS ED	1	9	M3	M	0.06		N/A	Zamary, Janet	1	0	1
526950E_34	SOPH PHYS ED	1	1	M3	M T R F	0.25	PE	0163	Caetano, Michael	32	33	-1
		2	1	M3	M T R F	0.25	PE	0163	Shamas, Christopher	32	32	0
		3	2	M3	M T W F	0.25	PE	0163	Caetano, Michael	32	31	1
		4	2	M3	M T W F	0.25	PE	0163	Ross, Nicole	32	30	2
		5	3	M3	M T W F	0.25	PE	0163	Zamary, Janet	32	20	12
		6	3	M3	M T W F	0.25	PE	0163	Lawrence, John	32	23	9
		7	4	M3	M W R F	0.25	PE	0163	Lawrence, John	32	31	1
		8	4	M3	M W R F	0.25	PE	0163	Zamary, Janet	32	34	-2
		9	5	M3	M T R F	0.25	PE	0163	Lawrence, John	32	34	-2
		10	5	M3	M T R F	0.25	PE	0188	Shamas, Christopher	32	34	-2
		11	6	M3	T W R F	0.25	PE	0188	Zamary, Janet	32	35	-3
		12	6	M3	T W R F	0.25	PE	0186	Lawrence, John	32	35	-3
		13	7	M3	M T W R	0.25	PE	0188	Devine, Colin	32	31	1
		14	7	M3	M T W R	0.25	PE	0186	Lawrence, John	32	31	1
		15	8	M3	M W R F	0.25	PE	0188	Cadden, Maureen	32	34	-2
526950E_38	SOPH PHYS ED	1	1	M3	M F	0.13	PE	GYM	Zamary, Janet	6	0	6
		2	5	M3	M F	0.13	PE	GYM	Zamary, Janet	6	0	6
526950E_44	SOPH PHYS ED	1	1	M4	M T R F	0.25	PE	0188	Lawrence, John	32	32	0
		2	1	M4	M T R F	0.25	PE	0163	Caetano, Michael	32	32	0
		3	2	M4	M T W F	0.25	PE	0188	Shamas, Christopher	32	31	1
		4	2	M4	M T W F	0.25	PE	0163	Petroccio, Marcellino	32	30	2
		5	3	M4	M T W F	0.25	PE	0163	Cadden, Maureen	32	21	11

		6	3	M4	M T W F	0.25	PE	0163	Caetano, Michael	32	22	10
		7	4	M4	M W R F	0.25	PE	0163	Betts, Bruce	32	33	-1
		8	4	M4	M W R F	0.25	PE	0163	Petroccio, Marcellino	32	33	-1
		9	5	M4	M T R F	0.25	PE	N/A	Caetano, Michael	32	34	-2
		10	5	M4	M T R F	0.25	PE	0163	Petroccio, Marcellino	32	33	-1
		11	6	M4	T W R F	0.25	PE	0163	Lawrence, John	32	36	-4
		12	6	M4	T W R F	0.25	PE	0163	Betts, Bruce	32	34	-2
		13	7	M4	M T W R	0.25	PE	0163	Betts, Bruce	32	31	1
		14	7	M4	M T W R	0.25	PE	0163	Petroccio, Marcellino	32	31	1
		15	8	M4	M W R F	0.25	PE	0163	Lawrence, John	32	34	-2
526950E_48	SOPH PHYS ED	1	1	M4	M F	0.13	PE	GYM	Zamary, Janet	6	0	6
		2	5	M4	M F	0.13	PE	GYM	Zamary, Janet	6	0	6
527000E_14	JR PHYS ED	1	1	M1	M T R F	0.25	PE	0186	Garrity, Kelly	32	34	-2
		3	1	M1	M T R F	0.25	PE	0186	Devine, Colin	32	31	1
		4	2	M1	M T W F	0.25	PE	0163	Cadden, Maureen	32	34	-2
		5	2	M1	M T W F	0.25	PE	0186	Garrity, Kelly	32	33	-1
		6	3	M1	M T W F	0.25	PE	0163	Cadden, Maureen	32	32	0
		7	3	M1	M T W F	0.25	PE	0186	Ross, Nicole	32	34	-2
		8	4	M1	M W R F	0.25	PE	0163	Betts, Bruce	32	26	6
		9	4	M1	M W R F	0.25	PE	0186	Ross, Nicole	32	23	9
		10	5	M1	M T R F	0.25	PE	0163	Shamas, Christopher	32	30	2
		11	5	M1	M T R F	0.25	PE	0188	Garrity, Kelly	32	28	4
		12	6	M1	T W R F	0.25	PE	0163	Devine, Colin	32	24	8
		13	6	M1	T W R F	0.25	PE	0188	Garrity, Kelly	32	29	3
		14	7	M1	M T W R	0.25	PE	0163	Shamas, Christopher	32	28	4
		15	7	M1	M T W R	0.25	PE	0188	Ross, Nicole	32	23	9
		16	8	M1	M W R F	0.25	PE	0163	Devine, Colin	32	22	10
		17	8	M1	M W R F	0.25	PE	N/A	Garrity, Kelly	32	24	8
527000E_18	JR PHYS ED	1	1	M1	M F	0.13	PE	GYM	Zamary, Janet	6	0	6
		2	5	M1	M F	0.13	PE	GYM	Zamary, Janet	6	0	6
527000E_24	JR PHYS ED	1	1	M2	M T R F	0.25	PE	0163	Petroccio, Marcellino	32	34	-2
		3	1	M2	M T R F	0.25	PE	0163	Cadden, Maureen	32	32	0
		4	2	M2	M T W F	0.25	PE	0163	Petroccio, Marcellino	32	34	-2
		5	2	M2	M T W F	0.25	PE	0163	Devine, Colin	32	33	-1
		6	3	M2	M T W F	0.25	PE	0163	Cadden, Maureen	32	31	1
		7	3	M2	M T W F	0.25	PE	0163	Devine, Colin	32	35	-3
		8	4	M2	M W R F	0.25	PE	0163	Petroccio, Marcellino	32	26	6
		9	4	M2	M W R F	0.25	PE	0163	Shamas, Christopher	32	24	8

		10	5	M2	M T R F	0.25	PE	0163	Shamas, Christopher	32	29	3
		11	5	M2	M T R F	0.25	PE	0163	Cadden, Maureen	32	29	3
		12	6	M2	T W R F	0.25	PE	0163	Shamas, Christopher	32	24	8
		13	6	M2	T W R F	0.25	PE	0163	Devine, Colin	32	28	4
		14	7	M2	M T W R	0.25	PE	0163	Shamas, Christopher	32	28	4
		15	7	M2	M T W R	0.25	PE	0163	Petroccio, Marcellino	32	23	9
		16	8	M2	M W R F	0.25	PE	0163	Petroccio, Marcellino	32	22	10
		17	8	M2	M W R F	0.25	PE	N/A	Ross, Nicole	32	23	9
527000E_28	JR PHYS ED	1	1	M2	M F	0.13	PE	GYM	Zamary, Janet	6	0	6
		2	5	M2	M F	0.13	PE	GYM	Zamary, Janet	5	0	5
527000E_34	JR PHYS ED	1	1	M3	M T R F	0.25	PE	0163	Devine, Colin	32	34	-2
		3	1	M3	M T R F	0.25	PE	0163	Petroccio, Marcellino	32	32	0
		4	2	M3	M T W F	0.25	PE	0163	Petroccio, Marcellino	32	33	-1
		5	2	M3	M T W F	0.25	PE	0163	Devine, Colin	32	35	-3
		6	3	M3	M T W F	0.25	PE	0163	Devine, Colin	32	30	2
		7	3	M3	M T W F	0.25	PE	0163	Cadden, Maureen	32	34	-2
		8	4	M3	M W R F	0.25	PE	0163	Caetano, Michael	32	26	6
		9	4	M3	M W R F	0.25	PE	0163	Petroccio, Marcellino	32	24	8
		10	5	M3	M T R F	0.25	PE	0163	Cadden, Maureen	32	30	2
		11	5	M3	M T R F	0.25	PE	0163	Petroccio, Marcellino	32	30	2
		12	6	M3	T W R F	0.25	PE	0163	Cadden, Maureen	32	22	10
		13	6	M3	T W R F	0.25	PE	0163	Shamas, Christopher	32	27	5
		14	7	M3	M T W R	0.25	PE	0163	Petroccio, Marcellino	32	31	1
		15	7	M3	M T W R	0.25	PE	0163	Shamas, Christopher	32	22	10
		16	8	M3	M W R F	0.25	PE	0163	Shamas, Christopher	32	23	9
		17	8	M3	M W R F	0.25	PE	N/A	Devine, Colin	32	23	9
527000E_38	JR PHYS ED	1	1	M3	M F	0.13	PE	GYM	Zamary, Janet	6	0	6
		2	5	M3	M F	0.13	PE	GYM	Zamary, Janet	6	0	6
527000E_44	JR PHYS ED	1	1	M4	M T R F	0.25	PE	0163	Betts, Bruce	32	34	-2
		3	1	M4	M T R F	0.25	PE	0163	Garrity, Kelly	32	32	0
		4	2	M4	M T W F	0.25	PE	0186	Garrity, Kelly	32	33	-1
		5	2	M4	M T W F	0.25	PE	0163	Devine, Colin	32	35	-3
		6	3	M4	M T W F	0.25	PE	0186	Garrity, Kelly	32	32	0
		7	3	M4	M T W F	0.25	PE	0163	Lawrence, John	32	33	-1
		8	4	M4	M W R F	0.25	PE	0186	Ross, Nicole	32	26	6
		9	4	M4	M W R F	0.25	PE	0163	Zamary, Janet	32	24	8
		10	5	M4	M T R F	0.25	PE	0186	Garrity, Kelly	32	30	2
		11	5	M4	M T R F	0.25	PE	0163	Cadden, Maureen	32	30	2

		12	6	M4	T W R F	0.25	PE	0188	Ross, Nicole	32	21	11
		13	6	M4	T W R F	0.25	PE	0186	Shamas, Christopher	32	27	5
		14	7	M4	M T W R	0.25	PE	0188	Ross, Nicole	32	30	2
		15	7	M4	M T W R	0.25	PE	0163	Shamas, Christopher	32	23	9
		16	8	M4	M W R F	0.25	PE	0163	Garrity, Kelly	32	23	9
		17	8	M4	M W R F	0.25	PE	N/A	Caetano, Michael	32	24	8
527000E_48	JR PHYS ED	1	1	M4	M F	0.13	PE	GYM	Zamary, Janet	6	0	6
		2	5	M4	M F	0.13	PE	GYM	Zamary, Janet	6	0	6
528000E_18	PHYS ED	1	5	M1	T F	0.13	PE	GYM	Zamary, Janet	5	3	2
528000E_28	PHYS ED	1	5	M2	T F	0.13	PE	GYM	Zamary, Janet	5	3	2
528000E_38	PHYS ED	1	5	M3	T F	0.13	PE	GYM	Zamary, Janet	5	3	2
528000E_48	PHYS ED	1	5	M4	T F	0.13		GYM	Zamary, Janet	5	3	2
607205E_01	TECH.EDUCATION 1	1	6	M1 M2 M3 M4	T W R F	1.00	TE	0192	Sansur, Michael	15	13	2
607205E_52	TECH.EDUCATION 1	1	1	M1 M2	M T R F	0.50	TE	0192	Sansur, Michael	15	13	2
		2	2	M1 M2	M T W F	0.50	TE	0192	Sansur, Michael	15	14	1
		3	7	M1 M2	M T W R	0.50	TE	0192	Sansur, Michael	15	15	0
607205E_62	TECH.EDUCATION 1	1	5	M3 M4	M T R F	0.50	TE	0192	Sansur, Michael	15	15	0
		2	1	M3 M4	M T R F	0.50	TE	0192	Sansur, Michael	15	15	0
607245E_52	TECH.EDUCATION 2	1	4	M1 M2	M W R F	0.50	TE	0192	Sansur, Michael	12	9	3
		2	3	M1 M2	M T W F	0.50	TE	0192	Sansur, Michael	11	8	3
607245E_62	TECH.EDUCATION 2	1	7	M3 M4	M T W R	0.50	TE	0192	Sansur, Michael	12	10	2
607265E_52	ADV.TECH.EDUCATION 2	1	4	M1 M2	M W R F	0.50	TE	0192	Sansur, Michael	3	3	0
		2	3	M1 M2	M T W F	0.50	TE	0192	Sansur, Michael	4	4	0
607265E_62	ADV.TECH.EDUCATION 2	1	7	M3 M4	M T W R	0.50	TE	0192	Sansur, Michael	3	2	1
647320E_02	THTR.1 ACT.FNDMN	1	2	M1 M2 M3 M4	M W	0.50	TH	0451	Roth, David	20	18	2
		2	2	M1 M2 M3 M4	T F	0.50	TH	0451	Roth, David	20	20	0
647320E_52	THTR.1 ACT.FNDMN	1	7	M1 M2	M T W R	0.50	TH	0451	Roth, David	20	20	0
647340E_02	THTR.2 ADV.ACTING	1	5	M1 M2 M3 M4	T R	0.50	TH	0451	Roth, David	20	17	3
		2	6	M1 M2 M3 M4	W F	0.50	TH	0451	Roth, David	25	18	7
647360E_01	THTR.3 ACT.TECHNQ	1	1	M1 M2 M3 M4	M T R F	1.00	TH	0451	Roth, David	25	18	7
647380E_01	THTR.3 DIRECTING	1	8	M1 M2 M3 M4	M W R F	1.00	TH	0451	Roth, David	20	17	3
647381NI01	IS THTR.ASST.TCHR	1	9	M1 M2 M3 M4	M T W R F	1.00	TH	N/A	Roth, David	1	1	0
		2	8	M1 M2 M3 M4	M W R F	1.00	TH	N/A	Roth, David	1	1	0
647381NI52	IS THTR.ASST.TCHR	1	7	M1 M2	M T W R	0.50	TH	0451	Roth, David	5	1	4
647400E_62	CSTUME/DSGN THTR	1	7	M3 M4	M T W R	0.50	TH	0451	Roth, David	16	14	2
687800N_52	ENGLISH 9 & 10	1	4	M1 M2	M W R F	0.50	SE	3020	Lynch, Jennifer	12	4	8
687800N_62	ENGLISH 9 & 10	1	4	M3 M4	M W R F	0.50	SE	3020	Lynch, Jennifer	12	4	8
687814N_52	APPLIED LITERACY 11 & 12	1	4	M1 M2	M W R F	0.50	SE	3020A	Lorenti, Aimee	12	4	8

687814N_62	APPLIED LITERACY 11 & 12	1	4	M3 M4	M W R F	0.50	SE	3020A	Lorenti, Aimee	12	4	8
687818N_52	MATH APPLICATION 9 & 10	1	7	M1 M2	M T W R	0.50	SE	3055	Prior, Sara	12	4	8
687818N_62	MATH APPLICATION 9 & 10	1	7	M3 M4	M T W R	0.50	SE	3055	Prior, Sara	12	4	8
687827N_52	CONSUMER MATH 11 & 12	1	8	M1 M2	M W R F	0.50	SE	3055	Howden, Heidi	12	4	8
687827N_62	CONSUMER MATH 11 & 12	1	8	M3 M4	M W R F	0.50	SE	3055	Howden, Heidi	12	3	9
687855N_52	COMMUNITY EXPERNCE	1	8	M1 M2	M W R F	0.50	SE	2056	Prior, Sara	12	2	10
687855N_62	COMMUNITY EXPERNCE	1	8	M3 M4	M W R F	0.50	SE	2056	Prior, Sara	12	2	10
687858N_52	CAREER EXPLOR.9 & 10	1	6	M1 M2	T W R F	0.50	SE	3020A	Huisking, Marylou	12	5	7
687858N_62	CAREER EXPLOR.9 & 10	1	6	M3 M4	T W R F	0.50	SE	3020A	Huisking, Marylou	12	5	7
687859N_52	CAREER EXPLOR.11 & 12	1	1	M1 M2	M T R F	0.50	SE	2004	Huisking, Marylou	12	10	2
687859N_62	CAREER EXPLOR.11 & 12	1	1	M3 M4	M T R F	0.50	SE	2004	Huisking, Marylou	12	8	4
687863N_01	INTENSIVE RESOURCE	1	9	M1 M2 M3 M4	M T W R F	1.00	SE	N/A	Stanley, Sarah	6	4	2
687884N_52	VOCATIONL INTRNSHP.	1	9	M1 M2 M3 M4	T	0.50	SE	1056	Huisking, Marylou	12	4	8
		2	7	M1 M2	T	0.50	SE	1056	Huisking, Marylou	1	1	0
687884N_62	VOCATIONL.INTRNSHP.	1	9	M1 M2 M3 M4	M	0.50	SE	1056	Huisking, Marylou	12	4	8
		2	7	M1 M2 M3 M4	M	0.50	SE	1056	Huisking, Marylou	1	1	0
687887N_52	STUDY SKILLS 2 - Prior	1	2	M1 M2	M T W F	0.50	SE	3055	Prior, Sara	1	0	1
		2	3	M1 M2	M T W F	0.50	SE	3055	Prior, Sara	1	0	1
		4	6	M1 M2	T W R F	0.50	SE	3055	Prior, Sara	1	1	0
687887N_62	STUDY SKILLS 2 - Prior	1	2	M3 M4	M T W F	0.50	SE	1045	Prior, Sara	1	0	1
		2	3	M3 M4	M T W F	0.50	SE	3055	Prior, Sara	1	0	1
		4	6	M3 M4	T W R F	0.50	SE	3055	Prior, Sara	1	1	0
687888N_52	STUDY SKILLS-Prior	1	2	M1 M2	M T W F	0.50	SE	3055	Prior, Sara	6	4	2
		2	3	M1 M2	M T W F	0.50	SE	3055	Prior, Sara	6	4	2
		4	6	M1 M2	T W R F	0.50	SE	3055	Prior, Sara	6	4	2
687888N_62	STUDY SKILLS-Prior	1	2	M3 M4	M T W F	0.50	SE	3055	Prior, Sara	6	3	3
		2	3	M3 M4	M T W F	0.50	SE	3055	Prior, Sara	6	4	2
		3	4	M3 M4	M W R F	0.50	SE	3055	Prior, Sara	6	1	5
		4	6	M3 M4	T W R F	0.50	SE	3055	Prior, Sara	6	5	1
687889N_18	ADAP PHYS ED	1	1	M1	T R	0.13	SE	GYM	Zamary, Janet	12	3	9
		2	5	M1	M R	0.13	SE	GYM	Zamary, Janet	12	5	7
687889N_28	ADAP PHYS ED	1	1	M2	T R	0.13	SE	GYM	Zamary, Janet	12	3	9
		2	5	M2	M R	0.13	SE	GYM	Zamary, Janet	12	5	7
687889N_38	ADAP PHYS ED	1	1	M3	T R	0.13	SE	GYM	Zamary, Janet	12	3	9
		2	5	M3	M R	0.13	SE	GYM	Zamary, Janet	12	5	7
687889N_48	ADAP PHYS ED	1	1	M4	T R	0.13	SE	GYM	Zamary, Janet	12	3	9
		2	5	M4	M R	0.13	SE	GYM	Zamary, Janet	12	5	7
687898N_52	READING WRKSHOP	1	2	M1 M2	M T W F	0.50	SE	2056	Joyce, Sally	12	2	10

		2	3	M1 M2	M T W F	0.50	SE	2056	Joyce, Sally	12	4	8
		3	3	M1 M2	M T W F	0.50	SE	3020	Lynch, Jennifer	12	1	11
		4	4	M1 M2	M F	0.25	SE	N/A	Joyce, Sally	2	1	1
687898N_62	READING WRKSHOP	1	2	M3 M4	M T W F	0.50	SE	2056	Joyce, Sally	12	2	10
		2	3	M3 M4	M T W F	0.50	SE	2056	Joyce, Sally	12	4	8
		3	3	M3 M4	M T W F	0.50	SE	3020	Lynch, Jennifer	12	1	11
687916N_54	RELATIONSHIPS-DeFelice	1	3	M1 M2	M W	0.25	SE	3039	DeFelice, Karen	12	6	6
687916N_64	RELATIONSHIPS-DeFelice	1	3	M3 M4	M W	0.25	SE	3039	DeFelice, Karen	12	6	6
687919N_54	STUDY SKILLS-DeFelice	1	3	M1 M2	T F	0.25	SE	3039	DeFelice, Karen	6	7	-1
687919N_64	STUDY SKILLS-DeFelice	1	3	M3 M4	T F	0.25	SE	3039	DeFelice, Karen	6	6	0
687925N_54	RELATIONSHIPS-Drenosky	1	3	M1 M2	M W	0.25	SE	3037	Drenosky, Diann	6	4	2
687925N_64	RELATIONSHIPS-Drenosky	1	3	M3 M4	M W	0.25	SE	3037	Drenosky, Diann	12	3	9
687928N_54	STUDY SKILLS-Drenosky	1	3	M1 M2	T F	0.25	SE	3037	Drenosky, Diann	6	3	3
687928N_64	STUDY SKILLS-Drenosky	1	3	M3 M4	T F	0.25	SE	3037	Drenosky, Diann	6	3	3
687934N_54	RELATIONSHIPS-Anderson	1	3	M1 M2	T F	0.25	SE	3061	Anderson-Furlong, Rebecca	12	3	9
687934N_64	RELATIONSHIPS-Anderson	1	3	M3 M4	T F	0.25	SE	3061	Anderson-Furlong, Rebecca	12	3	9
687937N_54	STUDY SKILLS-Anderson	1	3	M1 M2	M W	0.25	SE	3061	Anderson-Furlong, Rebecca	6	4	2
		2	6	M1 M2	T R	0.25	SE	3061	Anderson-Furlong, Rebecca	5	1	4
687937N_64	STUDY SKILLS-Anderson	1	3	M3 M4	M W	0.25	SE	3061	Anderson-Furlong, Rebecca	6	4	2
		2	4	M3 M4	M W R F	0.25	SE	3061	Anderson-Furlong, Rebecca	2	0	2
687943N_01	STUDY SKILLS - Staff	1	3	M1 M2 M3 M4	M T W F	1.00	SE	N/A	Staff	25	0	25
		2	3	M1 M2 M3 M4	M T W F	1.00	SE	N/A	Staff	25	0	25
687961N_52	STUDY SKILLS-Arciola	1	1	M1 M2	M T R F	0.50	SE	2011	Arciola, Carmen	6	4	2
		2	5	M1 M2	M T R F	0.50	SE	2011	Arciola, Carmen	6	3	3
		3	7	M1 M2	M T W R	0.50	SE	2011	Arciola, Carmen	6	3	3
		4	8	M1 M2	M W R F	0.50	SE	2011	Arciola, Carmen	6	3	3
687961N_54	STUDY SKILLS-Arciola	1	1	M1 M2	M F	0.25	SE	2011	Arciola, Carmen	2	1	1
		2	7	M1 M2	M R	0.25	SE	2011	Arciola, Carmen	2	1	1
687961N_62	STUDY SKILLS-Arciola	1	1	M3 M4	M T R F	0.50	SE	2011	Arciola, Carmen	6	5	1
		2	5	M3 M4	M T R F	0.50	SE	2011	Arciola, Carmen	6	3	3
		3	7	M3 M4	M T W R	0.50	SE	2011	Arciola, Carmen	6	3	3
		4	8	M3 M4	M W R F	0.50	SE	2011	Arciola, Carmen	6	2	4
687961N_64	STUDY SKILLS-Arciola	1	1	M3 M4	M F	0.25	SE	2011	Arciola, Carmen	2	0	2
		2	8	M3 M4	M R	0.25	SE	2011	Arciola, Carmen	2	1	1
687970N_52	STUDY SKILLS 2 - Arciola	1	1	M1 M2	M T R F	0.50	SE	2011	Arciola, Carmen	1	0	1
		2	5	M1 M2	M T R F	0.50	SE	2011	Staff	1	0	1
		3	7	M1 M2	M T W R	0.50	SE	2011	Arciola, Carmen	1	0	1
		4	8	M1 M2	M W R F	0.50	SE	2011	Arciola, Carmen	1	0	1

687970N_62	STUDY SKILLS 2 - Arciola	1	1	M3 M4	M T R F	0.50	SE	2011	Arciola, Carmen	1	0	1
		2	5	M3 M4	M T R F	0.50	SE	2011	Arciola, Carmen	1	0	1
		3	7	M3 M4	M T W R	0.50	SE	2011	Arciola, Carmen	1	1	0
		4	8	M3 M4	M W R F	0.50	SE	2011	Arciola, Carmen	1	0	1
687979N_52	STUDY SKILLS-Barrington	1	2	M1 M2	M T W F	0.50	SE	2029	Barrington, Brooke	6	2	4
		2	4	M1 M2	M W R F	0.50	SE	2029	Barrington, Brooke	6	5	1
		3	7	M1 M2	M T W R	0.50	SE	3020	Barrington, Brooke	6	2	4
		4	8	M1 M2	M W R F	0.50	SE	2029	Barrington, Brooke	6	3	3
		5	2	M1 M2	M W	0.25	SE	2029	Barrington, Brooke	6	1	5
687979N_62	STUDY SKILLS-Barrington	1	2	M3 M4	M T W F	0.50	SE	2029	Barrington, Brooke	6	3	3
		2	4	M3 M4	M W R F	0.50	SE	2029	Barrington, Brooke	6	4	2
		3	7	M3 M4	M T W R	0.50	SE	2029	Barrington, Brooke	6	2	4
		4	8	M3 M4	M W R F	0.50	SE	2029	Barrington, Brooke	6	3	3
		5	2	M3 M4	M W	0.25	SE	2029	Barrington, Brooke	6	1	5
687988N_52	STUDY SKILLS 2 - Barrington	1	2	M1 M2	M T W F	0.50	SE	2029	Barrington, Brooke	1	0	1
		2	4	M1 M2	M W R F	0.50	SE	2029	Barrington, Brooke	1	1	0
		3	7	M1 M2	M T W R	0.50	SE	2029	Barrington, Brooke	1	0	1
		4	8	M1 M2	M W R F	0.50	SE	2029	Barrington, Brooke	1	1	0
687988N_62	STUDY SKILLS 2 - Barrington	1	2	M3 M4	M T W F	0.50	SE	2029	Barrington, Brooke	1	0	1
		2	4	M3 M4	M W R F	0.50	SE	2029	Barrington, Brooke	1	0	1
		3	7	M3 M4	M T W R	0.50	SE	2029	Barrington, Brooke	1	0	1
		4	8	M3 M4	M W R F	0.50	SE	2029	Barrington, Brooke	1	1	0
687997N_52	STUDY SKILLS-Beebe	1	1	M1 M2	M T R F	0.50	SE	2029	Beebe, Andrea	6	2	4
		2	3	M1 M2	M T W F	0.50	SE	2029	Beebe, Andrea	6	3	3
		3	5	M1 M2	M T R F	0.50	SE	2029	Beebe, Andrea	6	3	3
		4	6	M1 M2	T W R F	0.50	SE	2029	Beebe, Andrea	6	6	0
687997N_54	STUDY SKILLS-Beebe	1	5	M1 M2	M F	0.25	SE	2029	Beebe, Andrea	2	1	1
687997N_62	STUDY SKILLS-Beebe	1	1	M3 M4	M T R F	0.50	SE	2029	Beebe, Andrea	6	3	3
		2	3	M3 M4	M T W F	0.50	SE	2029	Beebe, Andrea	6	3	3
		3	5	M3 M4	M T R F	0.50	SE	2029	Beebe, Andrea	6	3	3
		4	6	M3 M4	T W R F	0.50	SE	2029	Beebe, Andrea	6	5	1
687997N_64	STUDY SKILLS-Beebe	1	5	M3 M4	M F	0.25	SE	2029	Beebe, Andrea	2	1	1
688006N_52	STUDY SKILLS 2 - Beebe	1	1	M1 M2	M T R F	0.50	SE	2029	Beebe, Andrea	1	0	1
		2	3	M1 M2	M T W F	0.50	SE	2029	Beebe, Andrea	1	1	0
		3	5	M1 M2	M T R F	0.50	SE	2029	Beebe, Andrea	1	1	0
		4	6	M1 M2	T W R F	0.50	SE	2029	Beebe, Andrea	1	0	1
688006N_62	STUDY SKILLS 2 - Beebe	1	1	M3 M4	M T R F	0.50	SE	2029	Beebe, Andrea	1	0	1
		2	3	M3 M4	M T W F	0.50	SE	2029	Beebe, Andrea	1	1	0

		3	5	M3 M4	M T R F	0.50	SE	2029	Beebe, Andrea	1	1	0
		4	6	M3 M4	T W R F	0.50	SE	2029	Beebe, Andrea	1	0	1
688033N_52	STUDY SKILLS-DeFelice	1	4	M1 M2	M W R F	0.50	SE	3039	DeFelice, Karen	6	4	2
		2	7	M1 M2	M T W R	0.50	SE	3039	DeFelice, Karen	6	6	0
		3	8	M1 M2	M W R F	0.50	SE	3039	DeFelice, Karen	6	4	2
688033N_62	STUDY SKILLS-DeFelice	1	4	M3 M4	M W R F	0.50	SE	3039	DeFelice, Karen	6	5	1
		2	7	M3 M4	M T W R	0.50	SE	3039	DeFelice, Karen	6	5	1
		3	8	M3 M4	M W R F	0.50	SE	3039	DeFelice, Karen	6	5	1
688042N_52	STUDY SKILLS 2 - DeFelice	1	4	M1 M2	M W R F	0.50	SE	3039	DeFelice, Karen	1	1	0
		2	7	M1 M2	M T W R	0.50	SE	3039	DeFelice, Karen	1	0	1
		3	8	M1 M2	M W R F	0.50	SE	3039	DeFelice, Karen	1	0	1
688042N_62	STUDY SKILLS 2 - DeFelice	1	4	M3 M4	M W R F	0.50	SE	3039	DeFelice, Karen	1	0	1
		2	7	M3 M4	M T W R	0.50	SE	3039	DeFelice, Karen	1	0	1
		3	8	M3 M4	M W R F	0.50	SE	3039	DeFelice, Karen	1	0	1
688051N_52	STUDY SKILLS-Drenosky	1	2	M1 M2	M T W F	0.50	SE	3037	Drenosky, Diann	6	5	1
		2	4	M1 M2	M W R F	0.50	SE	3037	Drenosky, Diann	6	5	1
		3	6	M1 M2	T W R F	0.50	SE	3037	Drenosky, Diann	6	4	2
688051N_62	STUDY SKILLS-Drenosky	1	2	M3 M4	M T W F	0.50	SE	3037	Drenosky, Diann	6	4	2
		2	4	M3 M4	M W R F	0.50	SE	3037	Drenosky, Diann	6	4	2
		3	6	M3 M4	T W R F	0.50	SE	3037	Drenosky, Diann	6	5	1
688060N_52	STUDY SKILLS 2 - Drenosky	1	2	M1 M2	M T W F	0.50	SE	3037	Drenosky, Diann	1	0	1
		2	4	M1 M2	M W R F	0.50	SE	3037	Drenosky, Diann	1	0	1
		3	6	M1 M2	T W R F	0.50	SE	3037	Drenosky, Diann	1	0	1
688060N_62	STUDY SKILLS 2 - Drenosky	1	2	M3 M4	M T W F	0.50	SE	3037	Drenosky, Diann	1	0	1
		2	4	M3 M4	M W R F	0.50	SE	3037	Drenosky, Diann	1	0	1
		3	6	M3 M4	T W R F	0.50	SE	3037	Drenosky, Diann	1	1	0
688069N_52	STUDY SKILLS-Driscoll	1	3	M1 M2	M T W F	0.50	SE	2004	Driscoll, Johanna	6	4	2
		2	5	M1 M2	M T R F	0.50	SE	2004	Driscoll, Johanna	6	4	2
		3	6	M1 M2	T W R F	0.50	SE	2004	Driscoll, Johanna	6	4	2
		4	8	M1 M2	M W R F	0.50	SE	2004	Driscoll, Johanna	6	3	3
688069N_62	STUDY SKILLS-Driscoll	1	3	M3 M4	M T W F	0.50	SE	2004	Driscoll, Johanna	6	4	2
		2	5	M3 M4	M T R F	0.50	SE	2004	Driscoll, Johanna	6	4	2
		3	6	M3 M4	T W R	0.50	SE	2004	Driscoll, Johanna	6	4	2
		4	8	M3 M4	M W R F	0.50	SE	2004	Driscoll, Johanna	6	3	3
688078N_52	STUDY SKILLS 2 - Driscoll	1	3	M1 M2	M T W F	0.50	SE	2004	Driscoll, Johanna	1	1	0
		2	5	M1 M2	M T R F	0.50	SE	2004	Driscoll, Johanna	1	0	1
		3	6	M1 M2	T W R F	0.50	SE	2004	Driscoll, Johanna	1	1	0
		4	8	M1 M2	M W R F	0.50	SE	2004	Driscoll, Johanna	1	1	0

688078N_62	STUDY SKILLS 2 - Driscoll	1	3	M3 M4	M T W F	0.50	SE	2004	Driscoll, Johanna	1	0	1
		2	5	M3 M4	M T R F	0.50	SE	2004	Driscoll, Johanna	1	0	1
		3	6	M3 M4	T W R	0.50	SE	2004	Driscoll, Johanna	1	1	0
		4	8	M3 M4	M W R F	0.50	SE	2004	Driscoll, Johanna	1	1	0
688087N_52	STUDY SKILLS-Lynch	1	2	M1 M2	M T W F	0.50	SE	3020	Lynch, Jennifer	6	3	3
		2	6	M1 M2	T W R F	0.50	SE	3020	Lynch, Jennifer	6	4	2
		3	8	M1 M2	M W R F	0.50	SE	3020	Lynch, Jennifer	6	5	1
688087N_62	STUDY SKILLS-Lynch	1	2	M3 M4	M T W F	0.50	SE	3020	Lynch, Jennifer	6	2	4
		2	6	M3 M4	T W R F	0.50	SE	3020	Lynch, Jennifer	6	5	1
		3	8	M3 M4	M W R F	0.50	SE	3020	Lynch, Jennifer	6	5	1
688096N_52	STUDY SKILLS 2 - Lynch	1	2	M1 M2	M T W F	0.50	SE	3020	Lynch, Jennifer	1	0	1
		2	6	M1 M2	T W R F	0.50	SE	3020	Lynch, Jennifer	1	1	0
		3	8	M1 M2	M W R F	0.50	SE	3020	Lynch, Jennifer	1	0	1
688096N_62	STUDY SKILLS 2 - Lynch	1	2	M3 M4	M T W F	0.50	SE	3020	Lynch, Jennifer	1	1	0
		2	6	M3 M4	T W R F	0.50	SE	3020	Lynch, Jennifer	1	0	1
		3	8	M3 M4	M W R F	0.50	SE	3020	Lynch, Jennifer	1	0	1
688124N_52	STUDY SKILLS-Lorenti	1	2	M1 M2	M T W F	0.50	SE	3020A	Lorenti, Aimee	6	4	2
		2	3	M1 M2	M T W F	0.50	SE	3020A	Lorenti, Aimee	6	3	3
		3	7	M1 M2	M T W R	0.50	SE	3020A	Lorenti, Aimee	6	5	1
		4	8	M1 M2	M W R F	0.50	SE	3020A	Lorenti, Aimee	6	3	3
688124N_62	STUDY SKILLS-Lorenti	1	2	M3 M4	M T W F	0.50	SE	3020A	Lorenti, Aimee	6	4	2
		2	3	M3 M4	M T W F	0.50	SE	3020A	Lorenti, Aimee	6	4	2
		3	7	M3 M4	M T W R	0.50	SE	3020A	Lorenti, Aimee	6	4	2
		4	8	M3 M4	M W R F	0.50	SE	3020A	Lorenti, Aimee	6	3	3
688133N_52	STUDY SKILLS 2 - Lorenti	1	2	M1 M2	M T W F	0.50	SE	3020A	Lorenti, Aimee	1	0	1
		2	3	M1 M2	M T W F	0.50	SE	3020A	Lorenti, Aimee	1	0	1
		3	7	M1 M2	M T W R	0.50	SE	3020A	Lorenti, Aimee	1	0	1
		4	8	M1 M2	M W R F	0.50	SE	3020A	Lorenti, Aimee	1	0	1
688133N_62	STUDY SKILLS 2 - Lorenti	1	2	M3 M4	M T W F	0.50	SE	3020A	Lorenti, Aimee	1	0	1
		2	3	M3 M4	M T W F	0.50	SE	3020A	Lorenti, Aimee	1	0	1
		3	7	M3 M4	M T W R	0.50	SE	3020A	Lorenti, Aimee	1	0	1
		4	8	M3 M4	M W R F	0.50	SE	3020A	Lorenti, Aimee	1	0	1
688142N_52	STUDY SKILLS-Masiello	1	2	M1 M2	M T W F	0.50	SE	2004	Masiello, Karla	6	4	2
		2	4	M1 M2	M W R F	0.50	SE	2004	Masiello, Karla	6	5	1
		3	5	M1 M2	M T R F	0.50	SE	3039	Masiello, Karla	6	5	1
688142N_54	STUDY SKILLS-Masiello	1	2	M1 M2	T F	0.25	SE	2004	Masiello, Karla	6	1	5
688142N_62	STUDY SKILLS-Masiello	1	2	M3 M4	M T W F	0.50	SE	2004	Masiello, Karla	6	5	1
		2	4	M3 M4	M W R F	0.50	SE	2004	Masiello, Karla	6	5	1

		3	5	M3 M4	M T R F	0.50	SE	3039	Masiello, Karla	6	4	2
688142N_64	STUDY SKILLS-Masiello	1	4	M3 M4	M R	0.25	SE	2011	Masiello, Karla	2	1	1
688151N_52	STUDY SKILLS 2 - Masiello	1	2	M1 M2	M T W F	0.50	SE	2004	Masiello, Karla	1	1	0
		2	4	M1 M2	M W R F	0.50	SE	2004	Masiello, Karla	1	1	0
		3	5	M1 M2	M T R F	0.50	SE	3039	Masiello, Karla	1	0	1
688151N_62	STUDY SKILLS 2 - Masiello	1	2	M3 M4	M T W F	0.50	SE	2004	Masiello, Karla	1	0	1
		2	4	M3 M4	M W R F	0.50	SE	2004	Masiello, Karla	1	1	0
		3	5	M3 M4	M T R F	0.50	SE	3039	Masiello, Karla	1	0	1
688160N_52	STUDY SKILLS-Owen	1	1	M1 M2	M T R F	0.50	SE	3037	Owen, Thomas	6	4	2
		2	5	M1 M2	M T R F	0.50	SE	3037	Owen, Thomas	6	5	1
		3	8	M1 M2	M W R F	0.50	SE	3037	Owen, Thomas	6	4	2
688160N_54	STUDY SKILLS-Owen	1	1	M1 M2	M F	0.25	SE	3037	Owen, Thomas	2	1	1
688160N_62	STUDY SKILLS-Owen	1	1	M3 M4	M T R F	0.50	SE	3037	Owen, Thomas	6	3	3
		2	5	M3 M4	M T R F	0.50	SE	3037	Owen, Thomas	6	4	2
		3	8	M3 M4	M W R F	0.50	SE	3037	Owen, Thomas	6	5	1
688160N_64	STUDY SKILLS-Owen	1	1	M3 M4	M F	0.25	SE	3037	Owen, Thomas	2	1	1
688169N_52	STUDY SKILLS 2 - Owen	1	1	M1 M2	M T R F	0.50	SE	3037	Owen, Thomas	1	0	1
		2	5	M1 M2	M T R F	0.50	SE	3037	Owen, Thomas	1	0	1
		3	8	M1 M2	M W R F	0.50	SE	3037	Owen, Thomas	1	0	1
688169N_62	STUDY SKILLS 2 - Owen	1	1	M3 M4	M T R F	0.50	SE	3037	Owen, Thomas	1	0	1
		2	5	M3 M4	M T R F	0.50	SE	3037	Owen, Thomas	1	0	1
		3	8	M3 M4	M W R F	0.50	SE	3037	Owen, Thomas	1	0	1
688178N_52	STUDY SKILLS-Howden	1	1	M1 M2	M T R F	0.50	SE	2056	Howden, Heidi	6	3	3
		2	4	M1 M2	M W R F	0.50	SE	2056	Howden, Heidi	6	3	3
		3	7	M1 M2	M T W R	0.50	SE	2056	Howden, Heidi	6	3	3
688178N_54	STUDY SKILLS-Howden	1	7	M1 M2	M W	0.25	SE	2056	Howden, Heidi	2	1	1
		2	7	M1 M2	T R	0.25	SE	2056	Howden, Heidi	2	1	1
		3	4	M1 M2	M F	0.25	SE	N/A	Howden, Heidi	4	1	3
		4	4	M1 M2	W R	0.25	SE	N/A	Howden, Heidi	2	1	1
688178N_62	STUDY SKILLS-Howden	1	1	M3 M4	M T R F	0.50	SE	2056	Howden, Heidi	6	2	4
		2	4	M3 M4	M W R F	0.50	SE	2056	Howden, Heidi	6	3	3
		3	7	M3 M4	M T W R	0.50	SE	2056	Howden, Heidi	6	3	3
688178N_64	STUDY SKILLS-Howden	1	7	M3 M4	M W	0.25	SE	2056	Howden, Heidi	2	1	1
		2	7	M3 M4	T R	0.25	SE	2056	Staff	2	0	2
		3	4	M3 M4	M F	0.25	SE	N/A	Howden, Heidi	4	1	3
688187N_52	STUDY SKILLS 2 - Howden	1	1	M1 M2	M T R F	0.50	SE	2056	Howden, Heidi	1	0	1
		2	4	M1 M2	M W R F	0.50	SE	2056	Howden, Heidi	1	0	1
		3	7	M1 M2	M T W R	0.50	SE	2056	Howden, Heidi	1	1	0

688187N_62	STUDY SKILLS 2 - Howden	1	1	M3 M4	M T R F	0.50	SE	2056	Howden, Heidi	1	0	1
		2	4	M3 M4	M W R F	0.50	SE	2056	Howden, Heidi	1	0	1
		3	7	M3 M4	M T W R	0.50	SE	2056	Howden, Heidi	1	1	0
688196N_52	STUDY SKILLS-Anderson	1	1	M1 M2	M T R F	0.50	SE	3061	Anderson-Furlong, Rebecca	6	5	1
		2	4	M1 M2	M W R F	0.50	SE	3061	Anderson-Furlong, Rebecca	6	5	1
		3	6	M1 M2	T W R F	0.50	SE	3061	Anderson-Furlong, Rebecca	6	4	2
688196N_62	STUDY SKILLS-Anderson	1	1	M3 M4	M T R F	0.50	SE	3061	Anderson-Furlong, Rebecca	6	5	1
		2	4	M3 M4	M W R F	0.50	SE	3061	Anderson-Furlong, Rebecca	6	5	1
		3	6	M3 M4	T W R F	0.50	SE	3061	Anderson-Furlong, Rebecca	6	2	4
688205N_52	STUDY SKILLS 2 Anderson-Furlong	1	1	M1 M2	M T R F	0.50	SE	3061	Anderson-Furlong, Rebecca	1	1	0
		2	4	M1 M2	M W R F	0.50	SE	3061	Anderson-Furlong, Rebecca	1	0	1
		3	6	M1 M2	T W R F	0.50	SE	3061	Anderson-Furlong, Rebecca	1	0	1
688205N_62	STUDY SKILLS 2 Anderson-Furlong	1	1	M3 M4	M T R F	0.50	SE	3061	Anderson-Furlong, Rebecca	1	0	1
		2	4	M3 M4	M W R F	0.50	SE	3061	Anderson-Furlong, Rebecca	1	1	0
		3	6	M3 M4	T W R F	0.50	SE	3061	Anderson-Furlong, Rebecca	1	1	0
688210N_52	STUDY SKILLS-Palmer	1	1	M1 M2	M T R F	0.50	SE	3020	Palmer, Marjory	6	2	4
		2	3	M1 M2	M T W F	0.50	SE	3020	Palmer, Marjory	6	2	4
		3	5	M1 M2	M T R F	0.50	SE	3020	Palmer, Marjory	6	3	3
		4	7	M1 M2	M T W R	0.50	SE	3020	Palmer, Marjory	6	4	2
		5	3	M1 M2	M W	0.25	SE	3020	Palmer, Marjory	1	1	0
		6	7	M2	M W	0.13	SE	3020	Palmer, Marjory	2	1	1
688210N_62	STUDY SKILLS-Palmer	1	1	M3 M4	M T R F	0.50	SE	3020	Palmer, Marjory	6	3	3
		2	3	M3 M4	M T W F	0.50	SE	3020	Palmer, Marjory	6	2	4
		3	5	M3 M4	M T R F	0.50	SE	3020	Palmer, Marjory	6	4	2
		4	7	M3 M4	M T W R	0.50	SE	3020	Palmer, Marjory	6	3	3
688213N_52	STUDY SKILLS 2 - Palmer	1	1	M1 M2	M T R F	0.50	SE	3020	Palmer, Marjory	1	1	0
		2	7	M1 M2	M T W R	0.50	SE	3020	Palmer, Marjory	1	1	0
688213N_62	STUDY SKILLS 2 - Palmer	1	1	M3 M4	M T R F	0.50	SE	3020	Palmer, Marjory	1	0	1
		2	7	M3 M4	M T W R	0.50	SE	3020	Palmer, Marjory	1	1	0
688214N_52	STUDY SKILLS 2 - Palmer	1	3	M1 M2	M T W F	0.50	SE	3020	Palmer, Marjory	1	0	1
		2	5	M1 M2	M T R F	0.50	SE	3020	Palmer, Marjory	1	1	0
688214N_62	STUDY SKILLS 2 - Palmer	1	5	M3 M4	M T R F	0.50	SE	3020	Palmer, Marjory	1	1	0
		2	3	M3 M4	M T W F	0.50	SE	3020	Palmer, Marjory	1	0	1
889190NI01	IS COMMUN.SRVC	1	9	M1 M2 M3 M4	M T W R F	1.00	OP	N/A	Schwartz, Elaine	25	0	25
889190NI34	IS COMMUN.SRVC	1	9	M3 M4	M W R F	0.25	OP	1056	Schwartz, Elaine	25	0	25
889190NI52	IS COMMUN.SRVC	1	9	M1 M2	F	0.50	OP	N/A	Schwartz, Elaine	12	0	12
889595AW01	WES ENGLISH 3	1	1	M1 M2 M3 M4	M T R F	1.00	OP	N/A	Huisking, Marylou	25	3	22
889598AW01	WES ENGLISH 4	1	1	M1 M2 M3 M4	M T R F	1.00	OP	N/A	Huisking, Marylou	25	2	23

889620AW01	WES MATH 3	1	3	M1 M2 M3 M4	M T W F	1.00	OP	N/A	Huisking, Marylou	25	3	22
889621AW01	WES MATH 4	1	3	M1 M2 M3 M4	M T W F	1.00	OP	N/A	Huisking, Marylou	25	2	23
889628AW01	WES SCIENCE 3	1	5	M1 M2 M3 M4	M T R F	1.00	OP	N/A	Huisking, Marylou	25	3	22
889629AW01	WES SCIENCE 4	1	6	M1 M2 M3 M4	T W R F	1.00	OP	N/A	Huisking, Marylou	25	2	23
889644AW01	WES SOC.ST.3	1	7	M1 M2 M3 M4	M T W R	1.00	OP	N/A	Huisking, Marylou	25	3	22
889645AW01	WES SOC.ST.4	1	8	M1 M2-M3 M4	M W R F	1.00	OP	N/A	Huisking, Marylou	25	2	23
889649EW01	WES WORK STUDY	1	2	M1 M2 M3 M4	M T W F	4.00	OP	N/A	Huisking, Marylou	25	5	20
889663EW01	WES COMMUNITY	1	4	M1 M2 M3 M4	M W R F	0.25	OP	N/A	Huisking, Marylou	25	5	20
889865E_14	DRIVERS ED	1	9	M1	F	0.25	OP	N/A	Schwartz, Elaine	25	0	25
889865E_24	DRIVERS ED	1	9	M2	F	0.25	OP	N/A	Schwartz, Elaine	25	0	25
889865E_34	DRIVERS ED	1	9	M3	F	0.25	OP	N/A	Staff	25	0	25
889865E_44	DRIVERS ED	1	9	M4	F	0.25	OP	N/A	Schwartz, Elaine	25	0	25

WESTPORT PUBLIC SCHOOLS

ELLIOTT LANDON
Superintendent of Schools

110 MYRTLE AVENUE
WESTPORT, CONNECTICUT 06880
TELEPHONE: (203) 341-1010
FAX: (203) 341-1029

To: Members of the Board of Education

From: Elliott Landon

Subject: Appointment to Westport/Weston Foundation

Date: January 7, 2013

The Westport/Weston Foundation was created in May 1948 as a charitable community trust for public purposes, with the scope of its activities restricted to individual residents and charitable organizations located in, or providing direct services to, citizens of the Towns of Westport and Weston, Connecticut.

The Foundation makes grants available to the following: (1) scholarship help to persons attending accredited undergraduate academic institutions, nursing schools, trade schools and other post high school training facilities; (2) direct distributions to or on behalf of persons who, because they lack financial resources, are unable to afford essential goods or services necessary to maintain a basic standard of living; and (3) grants to "human service" charities for projects or special uses.

Funds of the Foundation are distributed through its Distribution Committee The Distribution Committee consists of one member appointed by the Judge of Probate for the District of Westport, one member appointed by the Board of Selectmen, one member appointed by the Board of Education, and two members appointed by the Trustee (People's Savings Bank).

Alice Czuzka was last appointed to the Distribution Committee by the Board of Education for the period January 1, 2007-December 31, 2012. With the expiration of her term the Foundation has asked the Board to re-appoint her for another five year term.

ADMINISTRATIVE RECOMMENDATION

Be It Resolved, That upon the recommendation of the Superintendent of Schools, the Board of Education appoints Alice Czuzka to the Distribution Committee of the Westport/Weston Foundation for the period January 1, 2013-December 31, 2018.



WESTPORT PUBLIC SCHOOLS

ELLIOTT LANDON
Superintendent of Schools

110 MYRTLE AVENUE
WESTPORT, CONNECTICUT 06880
TELEPHONE: (203) 341-1010
FAX: (203) 341-1029

To: Board of Education

From: Elliott Landon

Subject: School Calendar Guidelines: 2014-15

Date: January 7, 2013

The Board previously has approved calendars for the 2012-13 and 2013-14 school years, with the latter having been approved in December 2011 and modified as a result of the school closings associated with Hurricane Sandy. It has been the Board's practice to have on file approved calendars for two upcoming school years.

Should the Board approve the school calendar guidelines for the 2014-15 school year at our meeting of January 7, I will be presenting for your consideration and approval a calendar for the 2014-15 school year at one of our upcoming meetings in January. Traditionally, we have sought input from representatives of the Westport Education Association and the Intermediate Administrators' Association prior to presenting a final calendar to the Board for its consideration. Before participating in those discussions, we have each year sought guidance from the Board as to its priorities with regard to the construct of the school calendar.

Over the past several years, the Board has agreed that: (1) our schools should not be closed on Veteran's Day, recognizing that the day has greater meaning for students when schools are in session and activities related to Veteran's Day are presented to them within their individual school environments; and, (2) the last day of school each year, always shortened for students, is more productive for end-of-year "wrap-up activities" when it remains at full length for teachers and support staff. The Board also has acknowledged the contractual requirement that single day holidays and extended vacations for teachers shall be the same as for students, except as negotiated with the Association.

As we prepare to discuss the 2014-15 school calendar, and based upon our weather-related experiences of this school year and the previous one, I propose that the Board give consideration to accepting the following additional ***permanent*** guidelines to assist the Administration in developing school calendar recommendations to the Board of Education:

1. The first day of school for students shall be prior to Labor Day.
2. Where possible, Columbus Day is to be a regular school day for teachers and students.
3. Both a February and April recess for students and teachers shall be retained.
4. Where weather-related or emergency conditions make a 182 day school year for students impossible to achieve, make-up days shall begin with the first day of the April recess and continue to progress to each day thereafter, until no longer needed.

Appended to this memorandum are a number of school calendars for the 2014-15 school year to enable the Board to make a more informed decision as you consider adopting guidelines, as follows:

1. Current model, with the guidelines outlined above.
2. Post-Labor Day start for students; schools closed on Columbus Day; February and April recesses
3. Post-Labor Day start for students; schools open on Columbus Day; February and April recesses
4. Post-Labor Day start for students: schools closed on Columbus Day; no February or April recesses; four day weekends abutting President's Day and Good Friday.
5. Post-Labor Day start for students; schools closed on Columbus Day; no April recess; four day weekend abutting Good Friday
6. Pre-Labor Day start for students; schools closed on Columbus Day; no February recess; April recess; four day weekend abutting Martin Luther King's Birthday and President's Day.
7. Pre-Labor Day start for students; schools open on Columbus Day; no February recess; April recess; four day weekend abutting Martin Luther King's Birthday and President's Day.
8. Pre-Labor Day start for students; schools open on Columbus Day; February and April recesses
9. Pre-Labor Day start for students: schools closed on Columbus Day; no February or April recesses; four day weekends abutting President's Day and Good Friday.
10. Pre-Labor Day start for students; schools closed on Columbus Day; no April recess; four day weekend abutting Good Friday

The establishment of permanent guidelines by the Board in anticipation of the preparation of the 2014-15 school calendar will be for discussion purposes only at our meeting of January 7, with the establishment of a 2014-15 school calendar to be approved subsequently.

WESTPORT PUBLIC SCHOOLS
SCHOOL CALENDAR 2014-2015
BOARD DISCUSSION - DECEMBER 17, 2012

JULY 2014 (0)

S	M	T	W	T	F	S
		1	2	3	4	5
6	7	8	9	10	11	12
13	14	15	16	17	18	19
20	21	22	23	24	25	26
27	28	29	30	31		

4 Independence Day

AUGUST 2014 (5)

S	M	T	W	T	F	S
					1	2
3	4	5	6	7	8	9
10	11	12	13	14	15	16
17	18	19	*20	*21	*22	23
24	(25)	26	27	28	29	30
31						

*20-22 Staff Devlopment Days

(25) Student's First Day

SEPTEMBER 2014 (20)

S	M	T	W	T	F	S
	1	2	3	4	5	6
7	8	9	10	11	12	13
14	15	16	17	18	19	20
21	22	23	24	25	26	27
28	29	30				

1 Labor Day
25 Rosh Hashanah

OCTOBER 2014 (22)

S	M	T	W	T	F	S
			1	2	3	4
5	6	7	8	9	10	11
12	13	14	15	16	17	18
19	20	21	22	23	24	25
26	27	28	29	30	31	

13 Columbus Day

NOVEMBER 2014 (17)

S	M	T	W	T	F	S
						1
2	3	*4	5	6	7	8
9	10	11	12	13	14	15
16	17	18	19	20	21	22
23	24	25	26	27	28	29
30						

4 Election Day/*Staff Dev. Day
No School Students

26 Shortened Day
27-28 Thanksgiving Recess

DECEMBER 2014 (17)

S	M	T	W	T	F	S
	1	2	3	4	5	6
7	8	9	10	11	12	13
14	15	16	17	18	19	20
21	22	23	24	25	26	27
28	29	30	31			

23 Shortened Day
24-31 Holiday Recess

JANUARY 2015 (18)

S	M	T	W	T	F	S
				1	**2	3
4	5	6	7	8	9	10
11	12	13	14	15	*16	17
18	19	20	21	22	23	24
25	26	27	28	29	30	31

1 New Years Day
**2 Holiday Recess

*16 Staff Development Day
No School Students

19 Martin Luther King Day

FEBRUARY 2015 (14)

S	M	T	W	T	F	S
1	2	3	4	5	6	7
8	9	10	11	12	13	14
15	16	17	18	19	20	21
22	*23	24	25	26	27	28

16 Presidents' Day
19-20 Winter Recess

*23 Staff Development Day
No School Students

MARCH 2015 (22)

S	M	T	W	T	F	S
1	2	3	4	5	6	7
8	9	10	11	12	13	14
15	16	17	18	19	20	21
22	23	24	25	26	27	28
29	30	31				

APRIL 2015 (16)

S	M	T	W	T	F	S
			1	2	3	4
5	6	7	8	9	10	11
12	13	14	15	16	17	18
19	20	21	22	23	24	25
26	27	28	29	30		

3 Good Friday
13-17 Spring Recess

MAY 2015 (20)

S	M	T	W	T	F	S
					1	2
3	4	5	6	7	8	9
10	11	12	13	14	15	16
17	18	19	20	21	22	23
24	25	26	27	28	29	30
31						

25 Memorial Day

JUNE 2015 (11)

S	M	T	W	T	F	S
	1	2	3	4	5	6
7	8	9	10	11	12	13
14	15	16	17	18	19	20
21	22	23	24	25	26	27
28	29	30				

18 Students'/Teachers' Last Day
Shortened Day for Students Only

Students - 182 days *Teachers - 188 days

Staff Development Days: August 20-22, November 4, January 16, February 23

Students'/Teachers' Last Day will be June 15. If there are no snow days, Students'/Teachers' Last Day will be June 18.

WESTPORT PUBLIC SCHOOLS
SCHOOL CALENDAR 2014-2015
BOARD DISCUSSION - DECEMBER 17, 2012

JULY 2014 (0)

S	M	T	W	T	F	S
		1	2	3	4	5
6	7	8	9	10	11	12
13	14	15	16	17	18	19
20	21	22	23	24	25	26
27	28	29	30	31		

4 Independence Day

AUGUST 2014 (0)

S	M	T	W	T	F	S
					1	2
3	4	5	6	7	8	9
10	11	12	13	14	15	16
17	18	19	20	21	22	23
24	*25	*26	*27	28	29	30
31						

*25-27 Staff Devlopment Days

SEPTEMBER 2014 (20)

S	M	T	W	T	F	S
	1	(2)	3	4	5	6
7	8	9	10	11	12	13
14	15	16	17	18	19	20
21	22	23	24	25	26	27
28	29	30				

1 Labor Day
(2) Student's First Day
25 Rosh Hashanah

OCTOBER 2014 (22)

S	M	T	W	T	F	S
			1	2	3	4
5	6	7	8	9	10	11
12	13	14	15	16	17	18
19	20	21	22	23	24	25
26	27	28	29	30	31	

13 Coumbus Day

NOVEMBER 2014 (17)

S	M	T	W	T	F	S
						1
2	3	*4	5	6	7	8
9	10	11	12	13	14	15
16	17	18	19	20	21	22
23	24	25	26	27	28	29
30						

4 Election Day/*Staff Dev. Day
No School Students
26 Shortened Day
27-28 Thanksgiving Recess

DECEMBER 2014 (17)

S	M	T	W	T	F	S
	1	2	3	4	5	6
7	8	9	10	11	12	13
14	15	16	17	18	19	20
21	22	23	24	25	26	27
28	29	30	31			

23 Shortened Day
24-31 Holiday Recess

JANUARY 2015 (18)

S	M	T	W	T	F	S
				1	**2	3
4	5	6	7	8	9	10
11	12	13	14	15	*16	17
18	19	20	21	22	23	24
25	26	27	28	29	30	31

1 New Years Day
**2 Holiday Recess
*16 Staff Development Day
No School Students
19 Martin Luther King Day

FEBRUARY 2015 (14)

S	M	T	W	T	F	S
1	2	3	4	5	6	7
8	9	10	11	12	13	14
15	16	17	18	19	20	21
22	*23	24	25	26	27	28

16 Presidents' Day
16-20 Winter Recess
*23 Staff Development Day
No School Students

MARCH 2015 (22)

S	M	T	W	T	F	S
1	2	3	4	5	6	7
8	9	10	11	12	13	14
15	16	17	18	19	20	21
22	23	24	25	26	27	28
29	30	31				

APRIL 2015 (16)

S	M	T	W	T	F	S
			1	2	3	4
5	6	7	8	9	10	11
12	13	14	15	16	17	18
19	20	21	22	23	24	25
26	27	28	29	30		

3 Good Friday
13-17 Spring Recess

MAY 2015 (20)

S	M	T	W	T	F	S
					1	2
3	4	5	6	7	8	9
10	11	12	13	14	15	16
17	18	19	20	21	22	23
24	25	26	27	28	29	30
31						

25 Memorial Day

JUNE 2015 (16)

S	M	T	W	T	F	S
	1	2	3	4	5	6
7	8	9	10	11	12	13
14	15	16	17	18	19	20
21	22	23	24	25	26	27
28	29	30				

25 Students'/Teachers' Last Day
Shortened Day for Students Only

Students - 182 days *Teachers - 188 days

Staff Development Days: August 25-27, November 4, January 16 and February 23

Students'/Teachers' Last Day will be June 25. If there are no snow days, Students'/Teachers' Last Day will be June 22.

Draft

WESTPORT PUBLIC SCHOOLS
SCHOOL CALENDAR 2014-2015
BOARD DISCUSSION - DECEMBER 17, 2012

JULY 2014 (0)

S	M	T	W	T	F	S
		1	2	3	4	5
6	7	8	9	10	11	12
13	14	15	16	17	18	19
20	21	22	23	24	25	26
27	28	29	30	31		

4 Independence Day

AUGUST 2014 (0)

S	M	T	W	T	F	S
					1	2
3	4	5	6	7	8	9
10	11	12	13	14	15	16
17	18	19	20	21	22	23
24	*25	*26	*27	28	29	30
31						

*25-27 Staff Devlopment Days

SEPTEMBER 2014 (20)

S	M	T	W	T	F	S
	1	(2)	3	4	5	6
7	8	9	10	11	12	13
14	15	16	17	18	19	20
21	22	23	24	25	26	27
28	29	30				

1 Labor Day
(2) Student's First Day
25 Rosh Hashanah

OCTOBER 2014 (23)

S	M	T	W	T	F	S
			1	2	3	4
5	6	7	8	9	10	11
12	13	14	15	16	17	18
19	20	21	22	23	24	25
26	27	28	29	30	31	

NOVEMBER 2014 (17)

S	M	T	W	T	F	S
						1
2	3	*4	5	6	7	8
9	10	11	12	13	14	15
16	17	18	19	20	21	22
23	24	25	26	27	28	29
30						

4 Election Day/*Staff Dev. Day
No School Students
26 Shortened Day
27-28 Thanksgiving Recess

DECEMBER 2014 (17)

S	M	T	W	T	F	S
	1	2	3	4	5	6
7	8	9	10	11	12	13
14	15	16	17	18	19	20
21	22	23	24	25	26	27
28	29	30	31			

23 Shortened Day
24-31 Holiday Recess

JANUARY 2015 (18)

S	M	T	W	T	F	S
				1	**2	3
4	5	6	7	8	9	10
11	12	13	14	15	*16	17
18	19	20	21	22	23	24
25	26	27	28	29	30	31

1 New Years Day
**2 Holiday Recess
*16 Staff Development Day
No School Students
19 Martin Luther King Day

FEBRUARY 2015 (14)

S	M	T	W	T	F	S
1	2	3	4	5	6	7
8	9	10	11	12	13	14
15	16	17	18	19	20	21
22	*23	24	25	26	27	28

16 Presidents' Day
16-20 Winter Recess
*23 Staff Development Day
No School Students

MARCH 2015 (22)

S	M	T	W	T	F	S
1	2	3	4	5	6	7
8	9	10	11	12	13	14
15	16	17	18	19	20	21
22	23	24	25	26	27	28
29	30	31				

APRIL 2015 (16)

S	M	T	W	T	F	S
			1	2	3	4
5	6	7	8	9	10	11
12	13	14	15	16	17	18
19	20	21	22	23	24	25
26	27	28	29	30		

3 Good Friday
13-17 Spring Recess

MAY 2015 (20)

S	M	T	W	T	F	S
					1	2
3	4	5	6	7	8	9
10	11	12	13	14	15	16
17	18	19	20	21	22	23
24	25	26	27	28	29	30
31						

25 Memorial Day

JUNE 2015 (15)

S	M	T	W	T	F	S
	1	2	3	4	5	6
7	8	9	10	11	12	13
14	15	16	17	18	19	20
21	22	23	24	25	26	27
28	29	30				

24 Students'/Teachers' Last Day
Shortened Day for Students Only

Students - 182 days *Teachers - 188 days

Staff Development Days: August 25-27, November 4, January 16 and February 23

Students'/Teachers' Last Day will be June 24. If there are no snow days, Students'/Teachers' Last Day will be June 19.

DRAFT

WESTPORT PUBLIC SCHOOLS
SCHOOL CALENDAR 2014-2015
BOARD DISCUSSION - DECEMBER 17, 2012

JULY 2014 (0)

S	M	T	W	T	F	S
		1	2	3	4	5
6	7	8	9	10	11	12
13	14	15	16	17	18	19
20	21	22	23	24	25	26
27	28	29	30	31		

4 Independence Day

AUGUST 2014 (0)

S	M	T	W	T	F	S
					1	2
3	4	5	6	7	8	9
10	11	12	13	14	15	16
17	18	19	20	21	22	23
24	*25	*26	*27	28	29	30
31						

*25-27 Staff Devlopment Days

SEPTEMBER 2014 (20)

S	M	T	W	T	F	S
	1	(2)	3	4	5	6
7	8	9	10	11	12	13
14	15	16	17	18	19	20
21	22	23	24	25	26	27
28	29	30				

1 Labor Day
(2) Student's First Day
25 Rosh Hashanah

OCTOBER 2014 (22)

S	M	T	W	T	F	S
			1	2	3	4
5	6	7	8	9	10	11
12	13	14	15	16	17	18
19	20	21	22	23	24	25
26	27	28	29	30	31	

13 Columbus Day

NOVEMBER 2014 (17)

S	M	T	W	T	F	S
						1
2	3	*4	5	6	7	8
9	10	11	12	13	14	15
16	17	18	19	20	21	22
23	24	25	26	27	28	29
30						

4 Election Day/*Staff Dev. Day
No School Students
26 Shortened Day
27-28 Thanksgiving Recess

DECEMBER 2014 (17)

S	M	T	W	T	F	S
	1	2	3	4	5	6
7	8	9	10	11	12	13
14	15	16	17	18	19	20
21	22	23	24	25	26	27
28	29	30	31			

22 Shortened Day
24-31 Holiday Recess

JANUARY 2015 (18)

S	M	T	W	T	F	S
				1	**2	3
4	5	6	7	8	9	10
11	12	13	14	15	*16	17
18	19	20	21	22	23	24
25	26	27	28	29	30	31

1 New Years Day
**2 Holiday Recess
*16 Staff Development Day
No School Students
19 Martin Luther King Day

FEBRUARY 2015 (17)

S	M	T	W	T	F	S
1	2	3	4	5	6	7
8	9	10	11	12	13	14
15	16	17	18	19	20	21
22	*23	24	25	26	27	28

13 Holiday
16 Presidents' Day
*23 Staff Development Day
No School Students

MARCH 2015 (22)

S	M	T	W	T	F	S
1	2	3	4	5	6	7
8	9	10	11	12	13	14
15	16	17	18	19	20	21
22	23	24	25	26	27	28
29	30	31				

APRIL 2015 (20)

S	M	T	W	T	F	S
			1	2	3	4
5	6	7	8	9	10	11
12	13	14	15	16	17	18
19	20	21	22	23	24	25
26	27	28	29	30		

3 Good Friday
6 Holiday

MAY 2015 (20)

S	M	T	W	T	F	S
					1	2
3	4	5	6	7	8	9
10	11	12	13	14	15	16
17	18	19	20	21	22	23
24	25	26	27	28	29	30
31						

25 Memorial Day

JUNE 2015 (9)

S	M	T	W	T	F	S
	1	2	3	4	5	6
7	8	9	10	11	12	13
14	15	16	17	18	19	20
21	22	23	24	25	26	27
28	29	30				

16 Students'/Teachers' Last Day
Shortened Day for Students Only

Students - 182 days *Teachers - 188 days

Staff Development Days: August 25-27, November 4, January 16 and February 23

Students'/Teachers' Last Day will be June 16. If there are no snow days, Students'/Teachers' Last Day will be June 11.

DRAFT

WESTPORT PUBLIC SCHOOLS
SCHOOL CALENDAR 2014-2015
BOARD DISCUSSION - DECEMBER 17, 2012

JULY 2014 (0)

S	M	T	W	T	F	S
		1	2	3	4	5
6	7	8	9	10	11	12
13	14	15	16	17	18	19
20	21	22	23	24	25	26
27	28	29	30	31		

4 Independence Day

AUGUST 2014 (0)

S	M	T	W	T	F	S
					1	2
3	4	5	6	7	8	9
10	11	12	13	14	15	16
17	18	19	20	21	22	23
24	*25	*26	*27	28	29	30
31						

*25-27 Staff Devlopment Days

SEPTEMBER 2014 (20)

S	M	T	W	T	F	S
	1	(2)	3	4	5	6
7	8	9	10	11	12	13
14	15	16	17	18	19	20
21	22	23	24	25	26	27
28	29	30				

1 Labor Day
(2) Student's First Day
25 Rosh Hashanah

OCTOBER 2014 (22)

S	M	T	W	T	F	S
			1	2	3	4
5	6	7	8	9	10	11
12	13	14	15	16	17	18
19	20	21	22	23	24	25
26	27	28	29	30	31	

13 Columbus Day

NOVEMBER 2014 (17)

S	M	T	W	T	F	S
						1
2	3	*4	5	6	7	8
9	10	11	12	13	14	15
16	17	18	19	20	21	22
23	24	25	26	27	28	29
30						

4 Election Day/*Staff Dev. Day
No School Students
26 Shortened Day
27-28 Thanksgiving Recess

DECEMBER 2014 (17)

S	M	T	W	T	F	S
	1	2	3	4	5	6
7	8	9	10	11	12	13
14	15	16	17	18	19	20
21	22	23	24	25	26	27
28	29	30	31			

23 Shortened Day
24-31 Holiday Recess

JANUARY 2015 (18)

S	M	T	W	T	F	S
				1	**2	3
4	5	6	7	8	9	10
11	12	13	14	15	*16	17
18	19	20	21	22	23	24
25	26	27	28	29	30	31

1 New Years Day
**2 Holiday Recess
*16 Staff Development Day
No School Students
19 Martin Luther King Day

FEBRUARY 2015 (14)

S	M	T	W	T	F	S
1	2	3	4	5	6	7
8	9	10	11	12	13	14
15	16	17	18	19	20	21
22	*23	24	25	26	27	28

16 Presidents' Day
16-20 Winter Recess
*23 Staff Development Day
No School Students

MARCH 2015 (22)

S	M	T	W	T	F	S
1	2	3	4	5	6	7
8	9	10	11	12	13	14
15	16	17	18	19	20	21
22	23	24	25	26	27	28
29	30	31				

APRIL 2015 (20)

S	M	T	W	T	F	S
			1	2	3	4
5	6	7	8	9	10	11
12	13	14	15	16	17	18
19	20	21	22	23	24	25
26	27	28	29	30		

3 Good Friday
6 Holiday

MAY 2015 (20)

S	M	T	W	T	F	S
					1	2
3	4	5	6	7	8	9
10	11	12	13	14	15	16
17	18	19	20	21	22	23
24	25	26	27	28	29	30
31						

25 Memorial Day

JUNE 2015 (12)

S	M	T	W	T	F	S
	1	2	3	4	5	6
7	8	9	10	11	12	13
14	15	16	17	18	19	20
21	22	23	24	25	26	27
28	29	30				

19 Students'/Teachers' Last Day
Shortened Day for Students Only

Students - 182 days *Teachers - 188 days

Staff Development Days: August 25-27, November 4, January 16 and February 23

Students'/Teachers' Last Day will be June 19. If there are no snow days, Students'/Teachers' Last Day will be June 16.

Draft 5

WESTPORT PUBLIC SCHOOLS
SCHOOL CALENDAR 2014-2015
BOARD DISCUSSION - DECEMBER 17, 2012

JULY 2014 (0)

S	M	T	W	T	F	S
		1	2	3	4	5
6	7	8	9	10	11	12
13	14	15	16	17	18	19
20	21	22	23	24	25	26
27	28	29	30	31		

4 Independence Day

AUGUST 2014 (5)

S	M	T	W	T	F	S
					1	2
3	4	5	6	7	8	9
10	11	12	13	14	15	16
17	18	19	*20	*21	*22	23
24	(25)	26	27	28	29	30
31						

*20-22 Staff Devlopment Days
(25) Student's First Day

SEPTEMBER 2014 (20)

S	M	T	W	T	F	S
	1	2	3	4	5	6
7	8	9	10	11	12	13
14	15	16	17	18	19	20
21	22	23	24	25	26	27
28	29	30				

1 Labor Day
25 Rosh Hashanah

OCTOBER 2014 (22)

S	M	T	W	T	F	S
			1	2	3	4
5	6	7	8	9	10	11
12	13	14	15	16	17	18
19	20	21	22	23	24	25
26	27	28	29	30	31	

13 Columbus Day

NOVEMBER 2014 (17)

S	M	T	W	T	F	S
						1
2	3	*4	5	6	7	8
9	10	11	12	13	14	15
16	17	18	19	20	21	22
23	24	25	26	27	28	29
30						

4 Election Day/*Staff Dev. Day
No School Students
26 Shortened Day
27-28 Thanksgiving Recess

DECEMBER 2014 (17)

S	M	T	W	T	F	S
	1	2	3	4	5	6
7	8	9	10	11	12	13
14	15	16	17	18	19	20
21	22	23	24	25	26	27
28	29	30	31			

23 Shortened Day
24-31 Holiday Recess

JANUARY 2015 (18)

S	M	T	W	T	F	S
				1	**2	3
4	5	6	7	8	9	10
11	12	13	14	15	*16	17
18	19	20	21	22	23	24
25	26	27	28	29	30	31

1 New Years Day
**2 Holiday Recess
*16 Staff Development Day
No School Students
19 Martin Luther King Day

FEBRUARY 2015 (18)

S	M	T	W	T	F	S
1	2	3	4	5	6	7
8	9	10	11	12	*13	14
15	16	17	18	19	20	21
22	23	24	25	26	27	28

*13 Staff Development Day
No School Students
16 Presidents' Day

MARCH 2015 (22)

S	M	T	W	T	F	S
1	2	3	4	5	6	7
8	9	10	11	12	13	14
15	16	17	18	19	20	21
22	23	24	25	26	27	28
29	30	31				

APRIL 2015 (16)

S	M	T	W	T	F	S
			1	2	3	4
5	6	7	8	9	10	11
12	13	14	15	16	17	18
19	20	21	22	23	24	25
26	27	28	29	30		

3 Good Friday
6-10 Spring Recess

MAY 2015 (20)

S	M	T	W	T	F	S
					1	2
3	4	5	6	7	8	9
10	11	12	13	14	15	16
17	18	19	20	21	22	23
24	25	26	27	28	29	30
31						

25 Memorial Day

JUNE 2015 (7)

S	M	T	W	T	F	S
	1	2	3	4	5	6
7	8	9	10	11	12	13
14	15	16	17	18	19	20
21	22	23	24	25	26	27
28	29	30				

12 Students'/Teachers' Last Day
Shortened Day for Students Only

Students - 182 days *Teachers - 188 days

Staff Development Days: August 20-22, November 4, January 16, February 13

Students'/Teachers' Last Day will be June 9. If there are no snow days, Students'/Teachers' Last Day will be June 12.

DRAFT

WESTPORT PUBLIC SCHOOLS
SCHOOL CALENDAR 2014-2015
BOARD DISCUSSION - DECEMBER 17, 2012

DRAFT

JULY 2014 (0)

S	M	T	W	T	F	S
		1	2	3	4	5
6	7	8	9	10	11	12
13	14	15	16	17	18	19
20	21	22	23	24	25	26
27	28	29	30	31		

4 Independence Day

AUGUST 2014 (5)

S	M	T	W	T	F	S
					1	2
3	4	5	6	7	8	9
10	11	12	13	14	15	16
17	18	19	*20	*21	*22	23
24	(25)	26	27	28	29	30
31						

*20-22 Staff Devlopment Days
(25) Student's First Day

SEPTEMBER 2014 (20)

S	M	T	W	T	F	S
	1	2	3	4	5	6
7	8	9	10	11	12	13
14	15	16	17	18	19	20
21	22	23	24	25	26	27
28	29	30				

1 Labor Day
25 Rosh Hashanah

OCTOBER 2014 (23)

S	M	T	W	T	F	S
			1	2	3	4
5	6	7	8	9	10	11
12	13	14	15	16	17	18
19	20	21	22	23	24	25
26	27	28	29	30	31	

NOVEMBER 2014 (17)

S	M	T	W	T	F	S
						1
2	3	*4	5	6	7	8
9	10	11	12	13	14	15
16	17	18	19	20	21	22
23	24	25	26	27	28	29
30						

4 Election Day/*Staff Dev. Day
No School Students
26 Shortened Day
27-28 Thanksgiving Recess

DECEMBER 2014 (17)

S	M	T	W	T	F	S
	1	2	3	4	5	6
7	8	9	10	11	12	13
14	15	16	17	18	19	20
21	22	23	24	25	26	27
28	29	30	31			

23 Shortened Day
24-31 Holiday Recess

JANUARY 2015 (18)

S	M	T	W	T	F	S
				1	**2	3
4	5	6	7	8	9	10
11	12	13	14	15	*16	17
18	19	20	21	22	23	24
25	26	27	28	29	30	31

1 New Years Day
**2 Holiday Recess
*16 Staff Development Day
No School Students
19 Martin Luther King Day

FEBRUARY 2015 (18)

S	M	T	W	T	F	S
1	2	3	4	5	6	7
8	9	10	11	12	*13	14
15	16	17	18	19	20	21
22	23	24	25	26	27	28

*13 Staff Development Day
No School Students
16 Presidents' Day

MARCH 2015 (22)

S	M	T	W	T	F	S
1	2	3	4	5	6	7
8	9	10	11	12	13	14
15	16	17	18	19	20	21
22	23	24	25	26	27	28
29	30	31				

APRIL 2015 (16)

S	M	T	W	T	F	S
			1	2	3	4
5	6	7	8	9	10	11
12	13	14	15	16	17	18
19	20	21	22	23	24	25
26	27	28	29	30		

3 Good Friday
6-10 Spring Recess

MAY 2015 (20)

S	M	T	W	T	F	S
					1	2
3	4	5	6	7	8	9
10	11	12	13	14	15	16
17	18	19	20	21	22	23
24	25	26	27	28	29	30
31						

25 Memorial Day

JUNE 2015 (6)

S	M	T	W	T	F	S
	1	2	3	4	5	6
7	8	9	10	11	12	13
14	15	16	17	18	19	20
21	22	23	24	25	26	27
28	29	30				

11 Students'/Teachers' Last Day
Shortened Day for Students Only

Students - 182 days *Teachers - 188 days

Staff Development Days: August 20-22, November 4, January 16, February 13

Students'/Teachers' Last Day will be June 11. If there are no snow days, Students'/Teachers' Last Day will be June 8.

WESTPORT PUBLIC SCHOOLS
SCHOOL CALENDAR 2014-2015
BOARD DISCUSSION - DECEMBER 17, 2012

JULY 2014 (0)

S	M	T	W	T	F	S
		1	2	3	4	5
6	7	8	9	10	11	12
13	14	15	16	17	18	19
20	21	22	23	24	25	26
27	28	29	30	31		

4 Independence Day

AUGUST 2014 (5)

S	M	T	W	T	F	S
					1	2
3	4	5	6	7	8	9
10	11	12	13	14	15	16
17	18	19	*20	*21	*22	23
24	(25)	26	27	28	29	30
31						

20-22 Staff Devlopment Days

(25) Student's First Day

SEPTEMBER 2014 (20)

S	M	T	W	T	F	S
	1	2	3	4	5	6
7	8	9	10	11	12	13
14	15	16	17	18	19	20
21	22	23	24	25	26	27
28	29	30				

1 Labor Day

25 Rosh Hashanah

OCTOBER 2014 (23)

S	M	T	W	T	F	S
			1	2	3	4
5	6	7	8	9	10	11
12	13	14	15	16	17	18
19	20	21	22	23	24	25
26	27	28	29	30	31	

NOVEMBER 2014 (17)

S	M	T	W	T	F	S
						1
2	3	*4	5	6	7	8
9	10	11	12	13	14	15
16	17	18	19	20	21	22
23	24	25	26	27	28	29
30						

4 Election Day/*Staff Dev. Day
No School Students

26 Shortened Day

27-28 Thanksgiving Recess

DECEMBER 2014 (17)

S	M	T	W	T	F	S
	1	2	3	4	5	6
7	8	9	10	11	12	13
14	15	16	17	18	19	20
21	22	23	24	25	26	27
28	29	30	31			

23 Shortened Day

24-31 Holiday Recess

JANUARY 2015 (18)

S	M	T	W	T	F	S
				1	**2	3
4	5	6	7	8	9	10
11	12	13	14	15	*16	17
18	19	20	21	22	23	24
25	26	27	28	29	30	31

1 New Years Day

**2 Holiday Recess

*16 Staff Development Day
No School Students

19 Martin Luther King Day

FEBRUARY 2015 (14)

S	M	T	W	T	F	S
1	2	3	4	5	6	7
8	9	10	11	12	13	14
15	16	17	18	19	20	21
22	*23	24	25	26	27	28

16 Presidents' Day

16-20 Winter Recess

*23 Staff Development Day
No School Students

MARCH 2015 (22)

S	M	T	W	T	F	S
1	2	3	4	5	6	7
8	9	10	11	12	13	14
15	16	17	18	19	20	21
22	23	24	25	26	27	28
29	30	31				

APRIL 2015 (16)

S	M	T	W	T	F	S
			1	2	3	4
5	6	7	8	9	10	11
12	13	14	15	16	17	18
19	20	21	22	23	24	25
26	27	28	29	30		

3 Good Friday

13-17 Spring Recess

MAY 2015 (20)

S	M	T	W	T	F	S
					1	2
3	4	5	6	7	8	9
10	11	12	13	14	15	16
17	18	19	20	21	22	23
24	25	26	27	28	29	30
31						

25 Memorial Day

JUNE 2015 (10)

S	M	T	W	T	F	S
	1	2	3	4	5	6
7	8	9	10	11	12	13
14	15	16	17	18	19	20
21	22	23	24	25	26	27
28	29	30				

17 Students'/Teachers' Last Day
Shortened Day for Students Only

Students - 182 days *Teachers - 188 days

Staff Development Days: August 20-22, November 4, January 16, February 23

Students'/Teachers' Last Day will be June 17. If there are no snow days, Students'/Teachers' Last Day will be June 12.

DRAFT

WESTPORT PUBLIC SCHOOLS
SCHOOL CALENDAR 2014-2015
BOARD DISCUSSION - DECEMBER 17, 2012

JULY 2014 (0)

S	M	T	W	T	F	S
		1	2	3	4	5
6	7	8	9	10	11	12
13	14	15	16	17	18	19
20	21	22	23	24	25	26
27	28	29	30	31		

4 Independence Day

AUGUST 2014 (5)

S	M	T	W	T	F	S
					1	2
3	4	5	6	7	8	9
10	11	12	13	14	15	16
17	18	19	*20	*21	*22	23
24	(25)	26	27	28	29	30
31						

*20-22 Staff Devlopment Days
(25) Student's First Day

SEPTEMBER 2014 (20)

S	M	T	W	T	F	S
	1	2	3	4	5	6
7	8	9	10	11	12	13
14	15	16	17	18	19	20
21	22	23	24	25	26	27
28	29	30				

1 Labor Day
25 Rosh Hashanah

OCTOBER 2014 (22)

S	M	T	W	T	F	S
			1	2	3	4
5	6	7	8	9	10	11
12	13	14	15	16	17	18
19	20	21	22	23	24	25
26	27	28	29	30	31	

13 Columbus Day

NOVEMBER 2014 (17)

S	M	T	W	T	F	S
						1
2	3	*4	5	6	7	8
9	10	11	12	13	14	15
16	17	18	19	20	21	22
23	24	25	26	27	28	29
30						

4 Election Day/*Staff Dev. Day
No School Students
26 Shortened Day
27-28 Thanksgiving Recess

DECEMBER 2014 (17)

S	M	T	W	T	F	S
	1	2	3	4	5	6
7	8	9	10	11	12	13
14	15	16	17	18	19	20
21	22	23	24	25	26	27
28	29	30	31			

23 Shortened Day
24-31 Holiday Recess

JANUARY 2015 (18)

S	M	T	W	T	F	S
				1	**2	3
4	5	6	7	8	9	10
11	12	13	14	15	*16	17
18	19	20	21	22	23	24
25	26	27	28	29	30	31

1 New Years Day
**2 Holiday Recess
*16 Staff Development Day
No School Students
19 Martin Luther King Day

FEBRUARY 2015 (17)

S	M	T	W	T	F	S
1	2	3	4	5	6	7
8	9	10	11	12	13	14
15	16	17	18	19	20	21
22	*23	24	25	26	27	28

13 Holiday
16 Presidents' Day
*23 Staff Development Day
No School Students

MARCH 2015 (22)

S	M	T	W	T	F	S
1	2	3	4	5	6	7
8	9	10	11	12	13	14
15	16	17	18	19	20	21
22	23	24	25	26	27	28
29	30	31				

APRIL 2015 (20)

S	M	T	W	T	F	S
			1	2	3	4
5	6	7	8	9	10	11
12	13	14	15	16	17	18
19	20	21	22	23	24	25
26	27	28	29	30		

3 Good Friday
6 Holiday

MAY 2015 (20)

S	M	T	W	T	F	S
					1	2
3	4	5	6	7	8	9
10	11	12	13	14	15	16
17	18	19	20	21	22	23
24	25	26	27	28	29	30
31						

25 Memorial Day

JUNE 2015 (4)

S	M	T	W	T	F	S
	1	2	3	4	5	6
7	8	9	10	11	12	13
14	15	16	17	18	19	20
21	22	23	24	25	26	27
28	29	30				

9 Students'/Teachers' Last Day
Shortened Day for Students Only

Students - 182 days *Teachers - 188 days

Staff Development Days: August 20-22, November 4, January 16, February 23

Students'/Teachers' Last Day will be June 9. If there are no snow days, Students'/Teachers' Last Day will be June 4.

DRAFT

WESTPORT PUBLIC SCHOOLS
SCHOOL CALENDAR 2014-2015
BOARD DISCUSSION - DECEMBER 17, 2012

DRAFT

JULY 2014 (0)

S	M	T	W	T	F	S
		1	2	3	4	5
6	7	8	9	10	11	12
13	14	15	16	17	18	19
20	21	22	23	24	25	26
27	28	29	30	31		

4 Independence Day

AUGUST 2014 (6)

S	M	T	W	T	F	S
					1	2
3	4	5	6	7	8	9
10	11	12	13	14	15	16
17	18	19	*20	*21	*22	23
24	(25)	26	27	28	29	30
31						

*20-22 Staff Devlopment Days
(25) Student's First Day

SEPTEMBER 2014 (20)

S	M	T	W	T	F	S
	1	2	3	4	5	6
7	8	9	10	11	12	13
14	15	16	17	18	19	20
21	22	23	24	25	26	27
28	29	30				

1 Labor Day
25 Rosh Hashanah

OCTOBER 2014 (22)

S	M	T	W	T	F	S
			1	2	3	4
5	6	7	8	9	10	11
12	13	14	15	16	17	18
19	20	21	22	23	24	25
26	27	28	29	30	31	

13 Columbus Day

NOVEMBER 2014 (17)

S	M	T	W	T	F	S
						1
2	3	*4	5	6	7	8
9	10	11	12	13	14	15
16	17	18	19	20	21	22
23	24	25	26	27	28	29
30						

4 Election Day/*Staff Dev. Day
No School Students
26 Shortened Day
27-28 Thanksgiving Recess

DECEMBER 2014 (17)

S	M	T	W	T	F	S
	1	2	3	4	5	6
7	8	9	10	11	12	13
14	15	16	17	18	19	20
21	22	23	24	25	26	27
28	29	30	31			

23 Shortened Day
24-31 Holiday Recess

JANUARY 2015 (18)

S	M	T	W	T	F	S
				1	**2	3
4	5	6	7	8	9	10
11	12	13	14	15	*16	17
18	19	20	21	22	23	24
25	26	27	28	29	30	31

1 New Years Day
**2 Holiday Recess
*16 Staff Development Day
No School Students
19 Martin Luther King Day

FEBRUARY 2015 (14)

S	M	T	W	T	F	S
1	2	3	4	5	6	7
8	9	10	11	12	13	14
15	16	17	18	19	20	21
22	*23	24	25	26	27	28

16 Presidents' Day
16-20 Winter Recess
*23 Staff Development Day
No School Students

MARCH 2015 (22)

S	M	T	W	T	F	S
1	2	3	4	5	6	7
8	9	10	11	12	13	14
15	16	17	18	19	20	21
22	23	24	25	26	27	28
29	30	31				

APRIL 2015 (20)

S	M	T	W	T	F	S
			1	2	3	4
5	6	7	8	9	10	11
12	13	14	15	16	17	18
19	20	21	22	23	24	25
26	27	28	29	30		

3 Good Friday
6 Holiday

MAY 2015 (20)

S	M	T	W	T	F	S
					1	2
3	4	5	6	7	8	9
10	11	12	13	14	15	16
17	18	19	20	21	22	23
24	25	26	27	28	29	30
31						

25 Memorial Day

JUNE 2015 (7)

S	M	T	W	T	F	S
	1	2	3	4	5	6
7	8	9	10	11	12	13
14	15	16	17	18	19	20
21	22	23	24	25	26	27
28	29	30				

12 Students'/Teachers' Last Day
Shortened Day for Students Only

Students - 182 days *Teachers - 188 days

Staff Development Days: August 20-22, November 4, January 16, February 23

Students'/Teachers' Last Day will be June 12. If there are no snow days, Students'/Teachers' Last Day will be June 9.

WESTPORT PUBLIC SCHOOLS

ELLIOTT LANDON
Superintendent of Schools

110 MYRTLE AVENUE
WESTPORT, CONNECTICUT 06880
TELEPHONE: (203) 341-1010
FAX: (203) 341-1029

To: Members of the Board of Education

From: Elliott Landon

Subject: State-Mandated Teacher/Administrator Evaluation Plans

Date: January 7, 2013

Marge Cion is overseeing our entire response to the State-mandated teacher/administrator evaluation legislation that must be implemented by all Connecticut school districts under the oversight of the Connecticut State Education Department effective with the start of the 2013-14 school year.

As you will note, it is our intention to notify the Connecticut State Department of Education that, consistent with the legislation, we shall be submitting our own Westport-designed evaluation plan to the State prior to the April 15 deadline for its approval.

I am requesting that the Board authorize the Administration to submit the appropriate State-required form that will enable us to move forward with the continued development of our district-designed evaluation plan for teachers and administrators.

ADMINISTRATIVE RECOMMENDATION

Be It Resolved, That upon the recommendation of the Superintendent of Schools, the Board of Education authorizes the Superintendent of Schools to confirm to the Connecticut State Department of Education that the Westport Public Schools will be submitting a district-designed alternative plan to the Connecticut System for Educator Evaluation and Development for implementation in the 2013-14 school year.



WESTPORT PUBLIC SCHOOLS

MARJORIE CION
Director of Human Resources

110 MYRTLE AVENUE
WESTPORT, CONNECTICUT 06880
TELEPHONE: (203) 341-10004
FAX: (203) 341-1024

To: Elliott Landon

From: Marge Cion

Subject: Teacher Evaluation Model Selection

Date: January 4, 2013

Each Connecticut school district must notify the Connecticut State Department of Education ("CSDE"), no later than January 15, 2013, as to whether they intend to implement the Connecticut SEED ("System for Educator Evaluation and Development") model for teacher and administrator evaluation, a district-designed alternative, or a hybrid model for the 2013 - 14 school year. Districts that choose to implement their own evaluation plan or a hybrid model must submit that model to the state for approval no later than April 15, 2013. Districts may make changes to their selection at any time prior to the April 15 deadline. It is my understanding that the January 15 selection is intended to provide the CSDE with an estimate of the number of school districts that will be submitting evaluation plans *other than* the SEED model, since those other plans must be reviewed by the CSDE.

Westport is committed to its current Professional Development and Evaluation Plan ("PDEP") and we believe that, with some minor adjustments in order to conform to the new state requirements, our PDEP document will satisfy the requirement that 40% of both teacher and administrator evaluations be based on "performance and practice." We are in the process of revising our plan now and will submit that to the CSDE for feedback as soon as possible.

In addition, we have been advised that it may be possible to use portions of the School Climate Survey that was sent to parents, staff and students earlier this year, to satisfy both the parent and student feedback requirements of the new system. We are still researching these options.

Finally, a district wide committee, comprised of Central Office Administrators and representatives of both the Intermediate Administrators Association and the Westport Education Association, will develop a complete evaluation plan, which we will present to the Board of Education prior to the April 15 submission deadline.

At this time, I am recommending that we notify the CSDE that we plan to submit our own, district-designed evaluation plan, one that retains as much of our current PDEP document as possible and incorporates the new state requirements in a way that is tailored to the specific needs of our high-performing school district. A copy of the selection form is attached to this memorandum.

Connecticut Educator Evaluation and Support - Updated 11/7/2012

Selection of State- or District-Designed Model

Please complete the table below confirming your district's selection of the CT System for Educator Evaluation and Development (SEED) model for teacher and administrator evaluation, for a district-designed alternative, or for a hybrid model. If your district is proposing an alternative to any category of SEED, please indicate below. **Submission of this Evaluation System Selection Form is due to the CT State Department of Education by January 15, 2013.** The final district proposal, for any category that deviates from SEED, is then due to the CSDE by **April 15, 2013.**

District Name: WESTPORT PUBLIC SCHOOLS

Please select one model for* each *category described for* both *the teacher and administrator evaluation:

Teacher Evaluation	Administrator Evaluation
45% Student Outcomes/Achievement: Attainment of goals and or objectives for student growth, using multiple indicators of academic growth and development to measure the goals/objectives. ☐ **State Model (SEED)** ☒ **District-Proposed Alternative**	**45% Multiple Student Learning Indicators:** Attainment of goals and or objectives for student growth, using multiple indicators of academic growth and development to measure the goals/objectives. ☐ **State Model (SEED)** ☒ **District-Proposed Alternative**
40% Teacher Performance and Practice: Observation of teacher practice and performance. ☐ **State Model (SEED)** ☒ **District-Proposed Alternative**	**40% Administrator Performance and Practice:** Ratings of administrator performance and practice ☐ **State Model (SEED)** ☒ **District-Proposed Alternative**
10% Parent OR Peer Feedback: Parent or peer feedback including surveys. ☐ **State Model (SEED):** Parent feedback ☐ ☒ **District-Proposed Model:** Parent feedback ☒ *or* Peer feedback ☐	**10% Stakeholder Feedback:** Feedback from stakeholders on areas of principal and/or school practice described in the Connecticut Leadership Standards. ☐ **State Model (SEED)** ☒ **District-Proposed Alternative**
5% Whole-School Student Learning Indicators OR Student Feedback ☐ **State Model (SEED):** Whole-school indicators ☐ *or* Student feedback ☐ *or* Differentiated ☐ ☒ **District-Proposed Model:** Whole school indicators ☒ *or* Student feedback ☐ *or* Differentiated ☐	**5% Teacher Effectiveness Outcomes** ☐ **State Model (SEED)** ☒ **District-Proposed Alternative**

Superintendent Signature _____ **Date** _____

Please submit this form by **January 15, 2013** to:
Sarah Barzee (sde.seed@ct.gov), Education Division Director for Leadership Development, CSDE Talent Office
Questions? Please call the Educator Evaluator Hotline: 860-713-6868

INTEROFFICE MEMORANDUM

TO: ELLIOTT LANDON
SUPERINTENDENT

FROM: NANCY J. HARRIS
ASSISTANT SUPERINTENDENT FOR BUSINESS

SUBJECT: DECEMBER QUARTERLY REPORT

DATE: JANUARY 3, 2013

CC: F. MEILAN, BUDGET FILE

Attached is the December Quarterly Report for the 2012-13 fiscal year which reflects a potential fund shortfall of $276,623 through the end of the year. The potential deficit represents a 0.276% budget variation to the $100,226,554 Board of Education adopted 2012-2013 budget.

You will note that we have completed 6 of the 12 months of the fiscal year with six months of school expenditures left in the year. This means that many of our expenditure projections continue as preliminary. The differences between the "Adopted Budget" column and the "Adjusted Budget" column reflect the administrative transfers made within each "line item" of the budget as the year has progressed and specific expenditures have been modified.

We encumber salaries for all full time employees and expenditures for anticipated purchases. Those encumbrances and expenditures account for 97.4% of the total budget. Actual expenditures made to date are 43.9% of total budget with encumbrances representing 53.5% of total budget. The remaining 2.9% of the budget projection represents my best estimate of expenditures to be made during the six months remaining in the fiscal year.

Salary accounts reflect several basic structural changes made to this budget. Five additional elementary sections were opened in August to accommodate last minute student registrations, in accordance with the class size guidelines, which allocated the budgeted three reserve teachers as well as two additional regular education teacher positions. We also added additional teachers (1.8 FTE) to the Staples teaching staff to accommodate the additional enrollment at the high school.

The use of long term substitute teachers has been high this fall although we have not yet seen staff savings that are traditionally used to offset these costs. The current potential deficit balance of $91,219 represents a (0.14%) variation from the total salary budget.

The greatest unknowns at this time are the projected substitute and overtime costs (objects 150 – 156) through the end of the year. I am currently projecting a deficit of $65,325 in this account grouping. These accounts have the highest rate of volatility since staff attendance, workers compensation injuries, overtime, illness, and pregnancy cannot be definitively estimated. A review of the prior three years' actual expenditure data reveals no pattern whatsoever.

The final cost of heating fuel (natural gas & oil) and electricity, which creates a potential fund balance of $42,828, is still an unknown since the total projections are based on consumption through

November. As the Board is aware, the Board of Education and the Town purchase oil collaboratively, with the Board of Education negotiating a BTU contract locking in oil/natural gas prices of $1.44506 per gallon equivalent through June 30, 2013. We continue to project burning natural gas for the fiscal year. Electricity generation rates were stabilized until December 2012 under the "all in" electric consortium contract we entered into at $0.0973 per kilowatt hour. Our costs dropped to $0.0767 per kilowatt hour effective January, 2013 through December, 2014 as part of the updated "all in" electric consortium contract. The final fund balances depend on our actual natural gas and electricity consumption which will be impacted by the winter/spring temperatures and the extended use of our buildings. I am projecting a deficit of $234,310 in Building Projects (account 435), however that amount may change as the year progresses.

The special education tuition accounts currently reflect a potential fund balance of $78,000 net of the Special Education Excess Cost Grants from the State Department of Education. The cost of placing special needs students into out of district placements includes tuition costs of $2,721,980 and transportation costs of $385,940. These costs will be reduced by the current year payment of the Excess Cost Grants to offset extraordinary education costs for many of our special needs students. The grant has not yet been calculated by the State Department of Education. I have estimated approximately $530,000 of reimbursement for this grant. Once we have received the actual February grant calculation, we will have a better estimate of the state support for these high cost student placements. The actual amounts will change if additional special education students are placed out or received back during the balance of the year.

Listed below is a summary of the Line Item projected balances:

LINE ITEM	PROJECTED BALANCE
Total Salaries	$ (91,219)
Total Benefits	(78,203)
Total Purchased Services	(75,527)
Total Property Services	(131,022)
Total Other Purchased Services	98,078
Total Supplies and Materials	1,652
Total Equipment	(380)
Total Other	1
Projected Balance (Deficit)	$ (276,623)*

This projection reflects a possible fund shortfall of $276,623 (*$3 rounding error). Please note the following as you review the projections (object code provided for reference):

Salaries:

- A variety of certified and non-certified staff have been on paid and unpaid leave throughout the first half of the year. Substitutes filling in have been charged to the certified and non-certified substitute accounts (object 151 - 155). Overtime to compensate for additional work at Kings Highway Elementary School, other school projects requiring additional custodial time and coverage for custodial staff out ill has been charged to the overtime account (object 156)

Benefits:

- Our Unemployment costs continue to run higher than budgeted (object 250), a reflection of the layoffs to personnel we have been required to make over the past several years.
- Our Workers' Compensation (object 260) experience reflects several costly work related accidents.

Contracted Services:

- We continue to use technical experts in the Other Professional Technical Services (object 330) to assist in ongoing mold remediation and testing.
- The deficit projected in our legal fees account (object 331) reflects an extended negotiation, mediation and arbitration with the WEA. In addition, we have had extensive use of legal support for other pending legal matters.

Property Services:

- We are closely monitoring the costs and consumption of electricity and fuel oil/natural gas as noted above. (objects 413, 414 & 415)

Other Purchased Services:

- Special Education transportation and tuition expenditures have been reduced to reflect receipt of the estimated State Excess Cost Grant funds. (objects 513 & 560) and reflect the reduction in state funding for the high cost student placements made to public and private educational institutions.

I welcome the opportunity to review this projection with you.

Attachments
NJH:abm

Westport Public Schools
Quarterly Financial Report
December 31, 2012

2009 - 2010 YEAR END EXPENSE	2010 - 2011 YEAR END EXPENSE	2011 - 2012 YEAR END EXPENSE	OBJECT CODES	DESCRIPTION	2012 - 2013 ADOPTED BUDGET	2012 - 2013 ADJUSTED BUDGET	2012 - 2013 ENCUMBERED TO DATE	2012 - 2013 EXPENDED TO DATE	ESTIMATED ADJUST MENTS	PROJECTED TO EOY	BALANCE AVAIL ABLE
4,452,898	4,696,596	4,715,778	100	Certified Administrators	4,929,695	4,859,648	2,488,587	2,304,061	67,000	4,859,648	(0)
1,592,539	1,630,106	1,588,688	101	Directors	1,589,495	1,619,711	854,478	765,232	-	1,619,710	1
19,177,040	19,634,918	20,554,344	102	Reg Ed Teachers	21,180,447	21,364,842	12,708,247	8,602,561	54,000	21,364,808	34
10,368,222	10,427,359	10,625,691	103	Special Area Teachers	11,066,579	10,828,806	6,455,381	4,375,890	-	10,831,272	(2,466)
2,812,017	2,850,791	2,802,386	104	Support Teachers	2,857,245	3,110,684	1,870,699	1,244,309	-	3,115,008	(4,324)
244,550	213,558	266,096	105	Curr/Instr Resource	153,840	165,289	101,491	63,798	-	165,289	(0)
838,608	840,380	869,793	107	Library/Media Teachers	895,681	895,681	543,405	352,276	-	895,681	-
1,298,416	1,319,621	1,345,175	108	Guidance	1,380,190	1,357,941	802,605	555,337	-	1,357,942	(1)
3,916,529	3,665,945	3,926,457	109	Special Ed Teachers	4,203,477	4,091,893	2,394,646	1,697,246	-	4,091,892	1
1,439,616	1,490,692	1,505,565	110	Psychologists	1,537,358	1,547,222	922,558	625,096	-	1,547,653	(431)
297,162	276,427	284,481	113	Social Workers	289,438	289,438	174,249	114,891	-	289,140	298
957,481	979,991	1,049,355	114	Speech/Hearing Therapists	1,079,327	1,070,618	645,736	447,544	-	1,093,280	(22,662)
124,098	129,653	126,764	115	Staff Dev/Leadership	128,535	131,377	74,948	55,180	-	130,127	1,250
488,893	491,549	502,603	116	Extra-Curricular	587,168	587,168	1,058	87,444	498,000	586,502	666
15,036	11,100	-	117	Chaperones	-	-	-	-	-	-	-
472,546	495,802	509,385	118	Coaches-Intrmral/Intrscho	552,446	552,446	-	159,854	392,000	551,854	592
179,095	239,238	244,160	119	Curriculum Work/Other	237,000	237,000	-	132,088	100,000	232,088	4,912
48,674,746	49,393,725	50,916,720		Sub-Total Certified Salaries	52,667,921	52,709,764	30,038,088	21,582,806	1,111,000	52,731,894	(22,130)
1,046,451	1,018,214	933,247	120	Support Supervisors	1,021,258	1,014,409	507,204	507,204	-	1,014,408	1
2,444,295	2,341,694	2,433,402	121	Secretaries	2,348,613	2,254,084	1,131,193	1,122,891	-	2,254,084	0
1,669,613	1,645,091	1,655,029	122	Paraprofessionals	1,671,339	1,680,731	987,666	706,168	-	1,693,834	(13,103)
2,028,848	2,062,522	1,969,723	123	Sped Paraprofessionals	2,154,738	2,126,039	1,218,758	907,501	-	2,126,260	(221)
2,373,680	2,382,972	2,454,511	124	Custodians	2,538,056	2,545,343	1,317,394	1,223,452	4,500	2,545,346	(3)
463,808	499,618	510,149	125	Maintainers	525,554	531,054	268,301	262,753	-	531,054	0
718,276	726,987	775,843	126	Nurses	804,154	800,058	461,109	333,998	-	795,107	4,951
181,193	188,480	189,187	127	Nurses Aides	198,929	198,929	103,865	80,854	14,000	198,719	210
441,749	442,105	480,621	128	Technology Assistants	516,797	516,797	258,312	257,190	-	515,502	1,295
60,639	55,348	57,876	129	Security Aides	59,182	59,182	35,279	26,500	-	61,779	(2,597)
192,643	185,117	201,468	130	Bus Monitors	192,000	192,000	-	85,726	106,274	192,000	0
164,942	181,048	183,197	131	Athletics	190,700	190,700	91,194	70,338	29,168	190,701	(1)
105,067	110,820	125,233	133	Other	115,688	115,688	54,679	48,131	12,878	115,688	(0)
336,943	361,609	374,386	135	Occupational Therapists	388,976	388,976	196,610	157,583	23,570	377,763	11,213
157,924	146,502	148,266	136	Physical Therapists	151,730	151,730	89,011	68,228	-	157,240	(5,510)
12,386,072	12,348,129	12,492,138		Sub-Total Non-Certified Salaries	12,877,714	12,765,720	6,720,574	5,858,519	190,390	12,769,484	(3,764)

Westport Public Schools
Quarterly Financial Report
December 31, 2012

2009 - 2010 YEAR END EXPENSE	2010 - 2011 YEAR END EXPENSE	2011 - 2012 YEAR END EXPENSE	OBJECT CODES	DESCRIPTION	2012 - 2013 ADOPTED BUDGET	2012 - 2013 ADJUSTED BUDGET	2012 - 2013 ENCUMBERED TO DATE	2012 - 2013 EXPENDED TO DATE	ESTIMATED ADJUST MENTS	PROJECTED TO EOY	BALANCE AVAIL ABLE
359,563	376,428	333,800	150	Perm Cert Subs	404,000	404,000	284,365	118,550	-	402,915	1,085
176,595	154,261	238,776	151	Daily Cert Subs	200,000	200,000	33,030	57,795	109,175	200,000	0
37,696	40,940	39,154	152	Stf Training Cert Subs	50,000	50,000	-	18,965	31,035	50,000	-
41,430	37,505	40,990	153	Ppt Cert Subs	32,000	32,000	-	7,755	24,245	32,000	-
365,304	449,896	452,797	154	Long Term Subs	223,794	273,794	133,693	178,592	20,000	332,284	(58,490)
171,354	125,425	110,672	155	Non Cert Subs	85,000	105,151	2,595	80,325	30,151	113,071	(7,920)
215,583	231,656	323,519	156	Overtime	240,000	240,000	-	206,909	33,091	240,000	0
-	182,843	-	198	ARRA Salary	-	-	-	-	-	-	-
182,843	-	-	199	ARRA Salary	-	-	-	-	-	-	-
62,611,187	63,340,808	64,948,565		TOTAL SALARIES	66,780,429	66,780,429	37,212,346	28,110,215	1,549,087	66,871,648	(91,219)
11,907,589	12,566,364	12,573,168	210	Insurance	12,582,000	12,582,000	7,211,887	5,280,496	80,000	12,572,383	9,617
262,034	272,590	284,462	211	Gtl Insurance	285,300	282,300	140,372	141,028	-	281,400	900
29,165	27,662	29,500	212	Child Care (Wea)	26,500	26,500	27,500	8,000	-	35,500	(9,000)
51,250	36,500	44,725	213	Insurance Waiver	51,700	44,700	11,000	11,706	21,994	44,700	(0)
1,699,533	1,669,911	1,731,120	220	Fica/Med	1,800,000	1,780,000	971,293	779,450	25,000	1,775,743	4,257
33,584	33,876	32,228	240	Course Reimbursement	50,000	40,000	3,405	9,387	25,000	37,793	2,207
103,901	115,197	145,488	250	Unemployment Compensation	100,000	140,000	117,000	89,455	-	206,455	(66,455)
255,334	279,176	316,027	260	Workers Compensation	333,000	333,000	178,810	172,806	-	351,616	(18,616)
32,082	33,670	32,923	287	Uniform Allowance	33,000	33,000	17,078	16,581	-	33,660	(660)
17,804	25,852	27,751	290	Other Employee Benefits	29,000	29,000	5,949	23,504	-	29,453	(453)
14,392,277	15,060,797	15,217,392		TOTAL BENEFITS (Object 200)	15,290,500	15,290,500	8,684,295	6,532,414	151,994	15,368,703	(78,203)
173,417	114,936	100,162	320	Homebound	100,000	100,318	-	41,325	58,675	100,000	318
16,874	20,183	24,956	321	Gifted Activities	30,000	30,000	4,499	6,249	19,252	30,000	(0)
141,357	116,626	20,295	322	Interns	-	-	-	-	-	-	-
254,170	226,595	225,653	323	Instr Prgm Improvements	270,754	270,436	79,383	76,418	114,634	270,436	0
18,784	15,047	8,015	324	Pupil Services	29,000	29,000	304	990	27,706	29,000	0
69,556	58,702	115,509	325	Ppt Consultations	110,000	107,500	45,648	42,668	19,185	107,500	-
95,161	58,490	78,295	327	Student Eval-Outside	65,000	67,500	35,402	30,358	1,740	67,500	-
32,097	20,450	25,435	328	Medical Advisors	20,000	20,000	14,225	6,275	-	20,500	(500)
250,791	273,232	238,497	330	Other Prof/Tech Services	181,050	181,050	70,510	70,492	52,918	193,920	(12,870)
386,638	291,277	264,514	331	Legal/Negotiations	300,000	300,000	187,424	174,099	-	361,523	(61,523)
43,176	26,231	42,046	332	Licenses & Fees	33,000	33,000	18,225	15,727	-	33,952	(952)
1,482,023	1,221,768	1,143,376		TOTAL PURCH SERVICES (Object 300)	1,138,804	1,138,804	455,619	464,602	294,110	1,214,331	(75,527)

Westport Public Schools
Quarterly Financial Report
December 31, 2012

2009 - 2010 YEAR END EXPENSE	2010 - 2011 YEAR END EXPENSE	2011 - 2012 YEAR END EXPENSE	OBJECT CODES	DESCRIPTION	2012 - 2013 ADOPTED BUDGET	2012 - 2013 ADJUSTED BUDGET	2012 - 2013 ENCUMBERED TO DATE	2012 - 2013 EXPENDED TO DATE	ESTIMATED ADJUST MENTS	PROJECTED TO EOY	BALANCE AVAIL ABLE
74,493	83,025	84,181	411	Water/Sewer	83,515	83,515	37,198	47,127	-	84,325	(810)
2,005,862	1,934,775	1,774,810	413	Electricity	1,742,628	1,688,628	910,457	772,885	-	1,683,342	5,286
876,472	939,664	817,686	414	Natural Gas	1,019,000	1,019,000	795,528	121,202	-	916,730	102,270
211,798	19,461	20,188	415	Heating Oil	21,000	21,000	18,716	3,302	-	22,017	(1,017)
429,014	505,069	440,929	421	Contracted Maintenance	486,089	422,057	187,400	232,834	-	420,234	1,823
386,894	551,204	450,718	431	Building Maintenance	258,500	429,480	229,880	156,019	42,900	428,799	681
200,300	209,275	229,639	432	Grounds Maintenance	195,000	151,598	65,165	67,568	18,415	151,148	450
83,176	84,490	86,790	433	Repair Eq (Instruct)	92,551	92,551	13,997	29,619	48,455	92,071	480
37,442	66,276	49,606	434	Repair Eq (Non-Instruc)	41,200	47,342	2,309	26,017	18,971	47,296	46
78,984	63,975	543,673	435	Building Projects	239,600	278,952	252,891	302,181	(41,810)	513,262	(234,310)
46,000	105,241	30,260	436	Grounds Projects	87,300	72,113	41,467	30,946	-	72,413	(300)
138,517	105,570	80,961	437	Restor/Prevent Maintenanc	247,000	213,618	79,475	134,143	-	213,618	0
185,090	190,598	184,438	440	Eq Rentals & Copiers	189,000	189,000	102,905	91,927	-	194,831	(5,831)
10,100	14,869	14,405	450	Gas/Travel Maintenance	13,000	13,000	9,679	3,110	-	12,789	211
213,036	225,423	226,357	451	Custodial Supplies	226,000	219,529	77,500	140,481	1,548	219,529	(0)
293,613	248,036	262,176	452	Maintenance Supplies	190,000	190,000	535	148,709	40,757	190,000	(0)
74,917	74,762	79,970	490	School Security	75,000	75,000	-	56,401	18,599	75,000	(0)
5,345,707	5,421,712	5,376,787		TOTAL PROPERTY SVCS (Object 400)	5,206,383	5,206,383	2,825,102	2,364,468	147,835	5,337,405	(131,022)

Westport Public Schools
Quarterly Financial Report
December 31, 2012

2009 - 2010 YEAR END EXPENSE	2010 - 2011 YEAR END EXPENSE	2011 - 2012 YEAR END EXPENSE	OBJECT CODES	DESCRIPTION	2012 - 2013 ADOPTED BUDGET	2012 - 2013 ADJUSTED BUDGET	2012 - 2013 ENCUMBERED TO DATE	2012 - 2013 EXPENDED TO DATE	ESTIMATED ADJUST MENTS	PROJECTED TO EOY	BALANCE AVAIL ABLE
2,572,490	2,499,865	2,604,142	510	Transportation-Regular	2,707,829	2,707,829	1,343,735	1,343,735	20,000	2,707,471	358
512,857	488,143	520,358	511	Trans-Spec Ed-Internal	563,633	563,633	277,876	284,823	-	562,700	933
95,627	123,811	116,564	512	Trans-Spec Ed-Public	114,000	114,000	64,869	30,365	18,000	113,234	766
204,306	209,115	184,914	513	Trans-Spec Ed-Private	260,000	260,000	172,886	99,820	(30,000)	242,706	17,294
27,752	24,556	24,939	516	Trans-Field Trips	35,220	35,220	10,647	3,926	20,648	35,220	(0)
175,283	249,735	338,953	517	Gasoline-Buses	294,400	294,400	213,150	81,250	-	294,400	-
-	920	920	518	Trans - Alternative E	5,000	5,000	-	-	1,000	1,000	4,000
6,200	11,879	-	519	Trans-Vocational Tech	6,000	6,000	-	-	-	-	6,000
158,415	154,820	162,490	520	Property Insurance	200,000	200,000	168,096	(12,671)	25,000	180,425	19,575
12,507	12,962	13,385	521	Flood Insurance	13,500	13,500	-	14,366	-	14,366	(866)
286,112	254,535	256,455	523	Liability Insurance	300,000	300,000	41,667	286,750	-	328,417	(28,417)
25,765	26,825	33,639	529	Athletic Insurance	37,000	37,000	-	48,500	-	48,500	(11,500)
465,513	425,302	445,256	530	Communication Systems	473,318	473,318	62,359	308,402	95,902	466,663	6,655
57,463	56,543	55,023	535	Postage	45,000	45,000	34,576	7,973	3,000	45,549	(549)
69,518	107,278	86,677	540	Advertising	115,000	115,000	51,556	42,492	20,952	115,000	(0)
42,483	31,777	30,855	550	Printing	33,715	33,715	9,824	14,764	9,037	33,625	90
1,640,393	2,046,523	1,959,196	560	Tuition-Public	1,900,000	1,900,000	1,117,179	1,204,800	(500,000)	1,821,980	78,020
57,151	33,641	41,163	563	Tuition-Court & Agency Pl	100,000	100,000	45,748	35,161	19,091	100,000	(0)
43,000	51,192	52,282	565	Tuition-Alternative Educ	61,000	61,000	51,192	-	-	51,192	9,808
397,436	282,958	493,191	567	Tuition-Litigation	300,000	300,000	71,250	149,250	79,500	300,000	-
16,875	21,070	16,679	569	Tuition-Summer Programs	18,000	18,000	-	22,150	-	22,150	(4,150)
32,715	33,783	50,501	580	Staff Travel-Mileage	47,350	47,350	15,086	9,834	22,370	47,290	60
100,811	100,811	-	599	Hold Arra Grant	-	-	-	-	-	-	-
7,000,672	7,248,045	7,487,583		OTHER PURCHASED SVCS (Object 500)	7,629,965	7,629,965	3,751,696	3,975,691	(195,500)	7,531,887	98,078

Westport Public Schools
Quarterly Financial Report
December 31, 2012

2009 - 2010 YEAR END EXPENSE	2010 - 2011 YEAR END EXPENSE	2011 - 2012 YEAR END EXPENSE	OBJECT CODES	DESCRIPTION	2012 - 2013 ADOPTED BUDGET	2012 - 2013 ADJUSTED BUDGET	2012 - 2013 ENCUMBERED TO DATE	2012 - 2013 EXPENDED TO DATE	ESTIMATED ADJUST MENTS	PROJECTED TO EOY	BALANCE AVAIL ABLE
798,944	840,644	823,407	611	Supplies-Instructional	882,734	941,356	83,134	617,453	236,467	937,054	4,302
440,744	516,650	540,230	612	Software	583,160	580,980	76,030	420,927	84,023	580,980	(0)
108,848	119,937	153,302	613	Tech Supplies	109,000	109,000	11,651	62,803	34,546	109,000	(0)
26,637	29,749	31,966	615	Graduation Expenses	31,764	31,764	2,793	-	28,971	31,764	-
458,540	472,392	447,010	641	Textbooks	530,653	470,462	65,618	320,450	81,110	467,177	3,285
137,206	146,707	141,921	642	Library Bks & Periodicals	128,389	133,052	50,590	65,961	20,119	136,670	(3,618)
21,273	22,772	10,417	643	A/V Materials	21,570	20,021	1,871	6,191	11,458	19,520	501
165,013	152,984	149,596	690	Non-Instr Supplies	185,085	185,720	43,918	70,767	74,658	189,344	(3,624)
23,219	22,852	25,471	691	Health Supplies	30,550	30,550	2,353	4,924	22,466	29,743	807
2,180,423	2,324,687	2,323,317		SUPPLIES AND MATERIALS (Object 600)	2,502,905	2,502,905	337,958	1,569,477	593,818	2,501,253	1,652
43,987	41,261	57,313	731	Eq-New Instructional	59,431	58,619	27,050	22,477	9,472	58,999	(380)
25,645	9,835	18,769	732	Eq-New Non-Instructional	50,844	50,844	33,088	3,889	13,867	50,844	0
24,825	29,485	14,673	733	Eq-Replace Instructional	11,714	12,526	4,258	1,626	6,642	12,526	(0)
15,201	28,624	18,429	734	Eq-Replace Non-Instruct	30,326	30,674	19,351	1,862	9,461	30,674	(0)
18,527	40,969	36,295	735	Furniture	35,897	35,549	2,495	30,549	2,505	35,549	(0)
920,434	810,219	946,575	736	Tech Eq-Instructional	939,946	939,946	45,932	636,504	257,510	939,946	0
86,340	45,691	39,688	737	Tech Eq-Non Instructional	61,927	61,927	628	55,079	6,220	61,927	(0)
1,134,960	1,006,084	1,131,743		TOTAL EQUIPMENT (Object 700)	1,190,085	1,190,085	132,802	751,987	305,677	1,190,465	(380)
63,030	71,817	81,535	810	Dues & Fees	89,846	89,846	5,998	63,246	20,602	89,846	(0)
29,576	28,070	22,309	811	Student Act & Awards	28,740	28,740	12,255	5,484	11,001	28,741	(1)
328,801	355,872	362,512	812	Student Athletics	368,897	368,897	211,518	127,166	30,213	368,897	(0)
421,408	455,759	466,356		TOTAL OTHER (Object 800)	487,483	487,483	229,772	195,896	61,816	487,484	(1)
3,736,791	3,786,530	3,921,415		TOTAL OTHER SUPPORT SERVICE	4,180,473	4,180,473	700,531	2,517,360	961,311	4,179,202	1,271
94,568,657	96,079,659	98,095,118		GRAND TOTAL	100,226,554	100,226,554	53,629,590	43,964,750	2,908,837	100,503,177	(276,623)