

Grouping Matrix

Student Progress Report

Student Information

| | |
|------------------------|--------------------------------|
| Student Name | Student Name |
| Current Grade | 2 |
| Teacher Name | 2-Je Teacher Name |
| Current Decoding Level | 4. Slightly below expectations |
| Intervention Group | |
| Report Date | November 2nd, 2022 |

Report Date Range

| | |
|------|------------|
| From | 09/13/2022 |
| To | 11/02/2022 |

Observations & Notes

N/A

Results

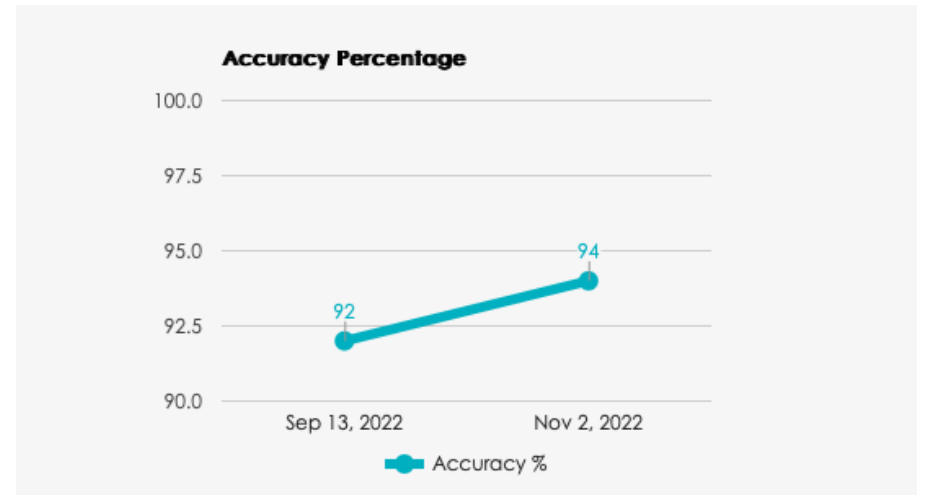
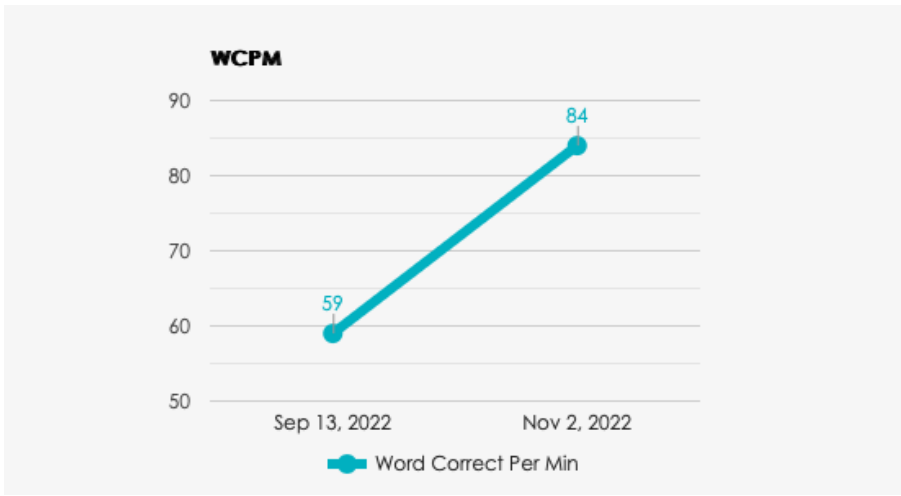
ORF Benchmark Scores

| Date | WCPM | Acc% | Bench% |
|--------------|------|------|--------|
| Sep 13, 2022 | 59 | 92% | 118% |
| Nov 2, 2022 | 84 | 94% | 168% |

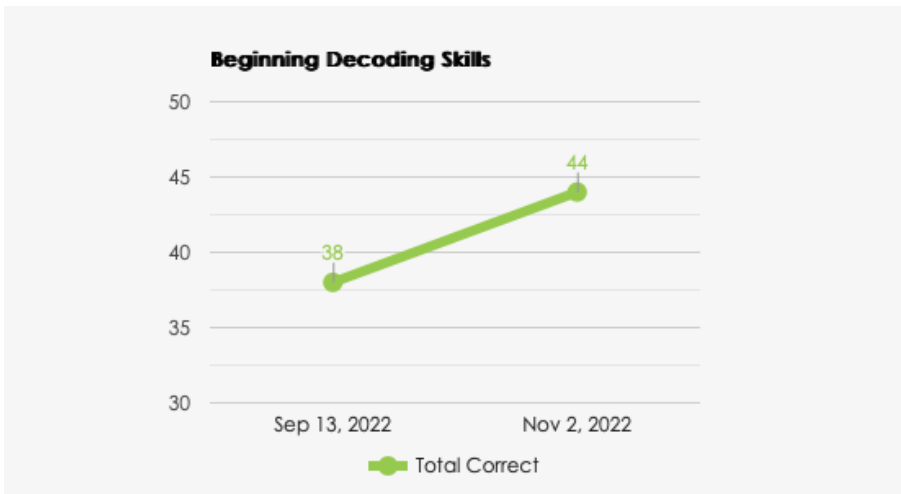
Beginning Decoding Survey

| Date | Form | Score |
|--------------|--------------|-------|
| Sep 13, 2022 | BOY (Form A) | 38/50 |
| Nov 2, 2022 | Form B | 44/50 |

Benchmark Oral Reading Fluency Scores



Decoding Skills



A minimum of 2 scores is required for an assessment to display on a chart.