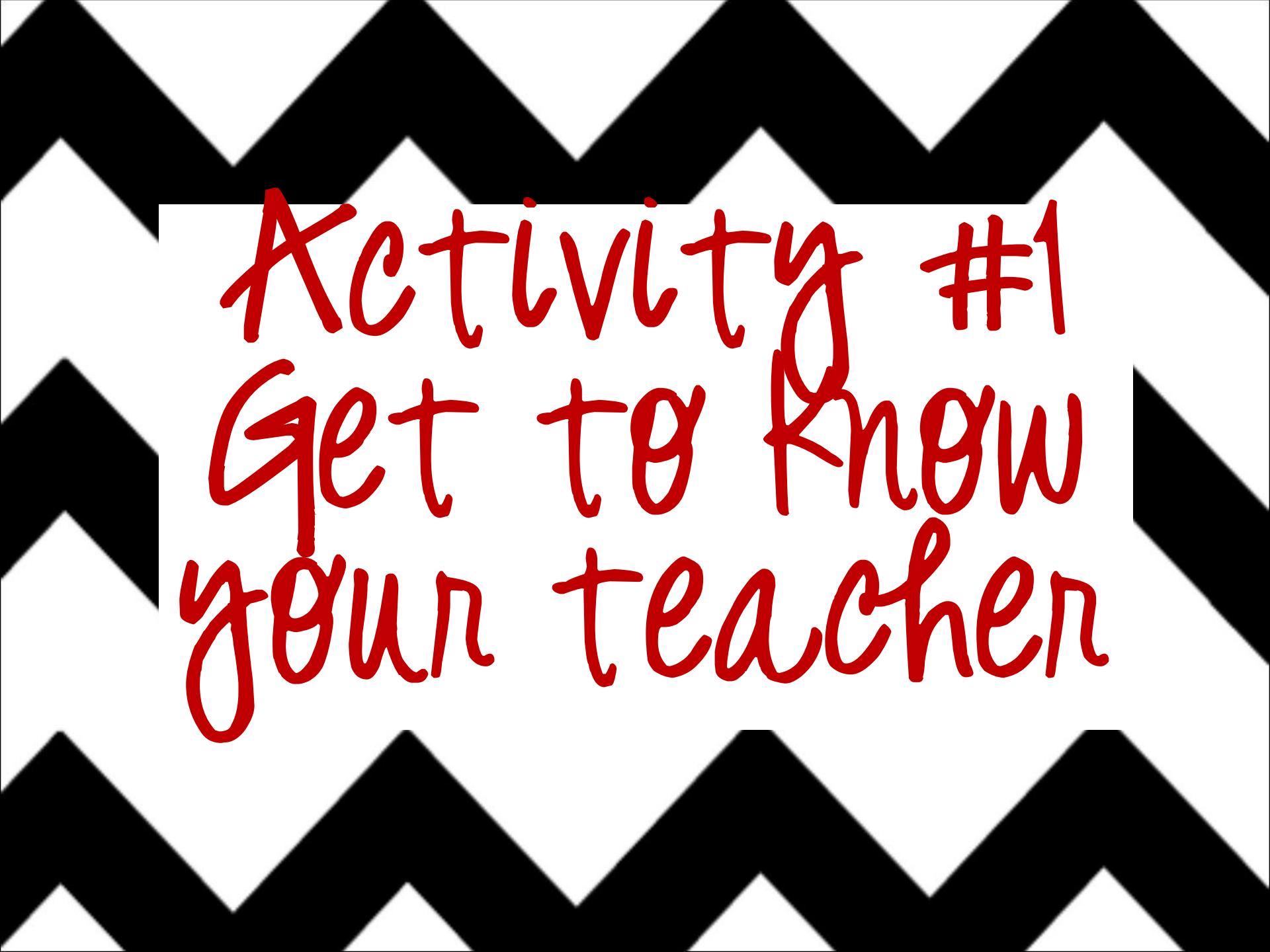


Welcome
to your new
class!





I am
Mrs.
Morrison



Activity #1
Get to know
your teacher

All about me!

- I live in Edmond with my husband and 3 children (Madelyn 14, Gunner 9, Finn 2)
- This is my 9th year teaching, but my first year at Angie Debo!
- I grew up in Lawton, Oklahoma
- I love OU football and Thunder Basketball
- I love books!





Activity #2

All about
me poster



Procedures &
Routines

Back to School

ROUTINES & PROCEDURES

- o Entering the classroom
- o Attendance and lunch
- o Coming to class prepared
- o Morning & bell work
- o Going to the restroom
- o Teacher signal
- o Behavior management system
- o Rewards & consequences
- o School rules
- o Movement in the classroom
- o Supplies
- o Sharpening pencils
- o Noise level expectations
- o Desk organization
- o Keeping work organized
- o Handing out papers
- o Collecting papers
- o Students numbers
- o Labeling assignments
- o Quality of work
- o Turning in assignments
- o Transitions
- o Finishing work early
- o Working independently
- o Working in pairs or groups
- o Classroom jobs
- o Classroom library
- o Using technology
- o Eating/drinking in class
- o Recess & lunch procedures
- o Playground behavior
- o Lining up
- o Fire and emergency drills
- o Absent/tardy policies
- o Homework board
- o Agenda books
- o Packing up
- o Dismissal procedures



Activity #3


Practicing
Procedures



Classroom
Rules

Expectations for Living

1. We will value one another as unique and special individuals.
2. We will not laugh at or make fun of a person's mistakes nor use sarcasm or putdowns.
3. We will use good manners, saying "please," "thank you," and "excuse me" and allow others to go first.
4. We will cheer each other to success.
5. We will help one another whenever possible.
6. We will recognize every effort and applaud it.
7. We will encourage each other to do our best.
8. We will practice virtuous living using the Life Principles.



Activity #4

Instagram

What do the
expectations look like?

The image features a black and white chevron pattern border. In the center, a red dashed circle frames the text. The text is written in a black, cursive font and is arranged in two lines.

Behavior
Plan

Behavior Plan

Classroom Economy

In an effort to teach financial literacy and real life skills you will be responsible for keeping track of positive and negative behaviors in the form of credits and debits in a checkbook ledger. Once a week you will be allowed to write a check to purchase rewards.

Credits

- Attendance
- Homework
- Classroom Job
- A on a Test
- Clean Desk
- Dolphin Folder
- Assignments turned in
- Above & Beyond behavior
- Box Tops
- Classroom Donations
- Special reading list

Debits

- Late Fee
- *Need an extra pencil or sharpener
- **Extra water or restroom break
- Missing assignment
- No Name paper
- Behavior redirection
- Not meeting 8 expectations

Service work is provided to the classroom or school to pay off fines if you don't have enough money to pay the fine.

Rewards

\$50

Sticker
Piece of Candy
Fancy Pencil
Shoes off

\$75

Free writing time
Free drawing time
Read to the class
Bring a stuffed animal
Bring a special drink
Bring a toy
Bring a fun snack
Use a fun pen
Sidewalk chalk during recess

\$100

Choose a Brain Break
Eat lunch by a friend
Awesome email home
Choose your place in line
Extra iPad time
Extra computer time

\$125

Lunch with the teacher
Choose your partner or group
Choose a spot to sit
Choose a prize
Lead the class in checking an assignment

\$150

Use special supplies
Be the Expert: Teach the class something new
Read in the Special spot

\$175

Show and tell
Good visit to the principal & Email Home about it

\$200

Sit at the teacher's desk
Homework pass
End of semester dance party ticket



Activity #5

Decorate
checkbook
cover



Important
times



Arrival

00:00



Recess
00:00



Lunch
00:00

A graphic for a dismissal timer. It features a black and white chevron border. Inside, a red dashed circle contains the word "Dismissal" in a black cursive font and "00:00" in a black sans-serif font below it.

Dismissal

00:00



Activity #6

Complete
special times
page



this year's
subjects

Language Arts

- Reading : Students will develop and apply effective communication skills through speaking and active listening.
- Writing : Students will develop and apply effective communication skills through speaking and active listening to create individual and group projects and presentations.



Language Arts

- Develop effective communication skills through speaking and active listening.
- Individual and group projects and presentations.
- Recognize, think about, and manipulate sounds in spoken language without using text.
- Correctly form letters in print and cursive.
- Decode and read words in context and isolation.
- Recognize high-frequency words and read grade-level text smoothly and accurately, with expression.

Language Arts

- Main idea, compare and contrast, discriminate genres, summarize events, plot, and paraphrase.
- Develop and strengthen writing by using the writing process (prewriting, drafting, revising, editing, and publishing.)
- Author's purpose
- Point of view (1st or 3rd person)
- Setting, plot, characters, theme, characterization
- Simile, metaphor, personification, onomatopoeia, hyperbole, imagery, symbolism, tone
- Distinguish fact from opinion in text.

Language Arts

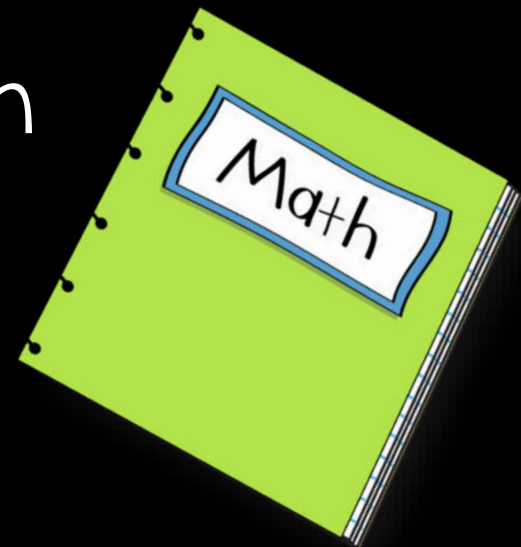
- Write narrative, informative and opinion passages.
- Vocabulary: learn word parts, multiple-meaning words, synonyms, antonyms, homographs and homonyms.
- Use a dictionary or glossary to clarify meaning, syllabication and pronunciation of words.
- Grammar: pronouns, irregular possessive nouns, verb tenses, comparative and superlative adjectives and adverbs, prepositional phrases and conjunctions, subject/verb agreement.

Language Arts

- Use proper capitalization, punctuation, complex situations, and different types of sentences (declarative, interrogative, imperative, and exclamatory)
- Research a specific topic and present that information using graphic features including photos, illustrations, captions, titles, labels, headings, subheadings, italics, sidebars, charts, graphs, and legends.
- Students will create presentations using videos, photos, and other multimedia elements.

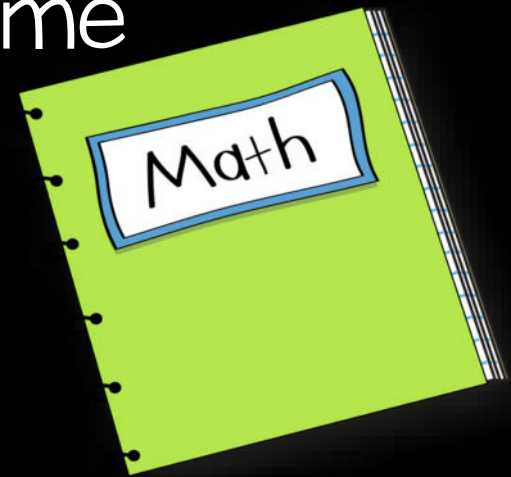
Math

- 4.N.1 Multiplication and division
- 4.N.2 Fractions and decimals
- 4.N.3 Money transactions up to \$20
- 4.A.1 Patterns
- 4.A.2. Multiplication and division
(unknown numbers)



Math

- 4.GM.1 Lines, quadrilaterals, and 3-d shapes
- 4.GM.2 Measure angles, length, area and volume
- 4.GM.3 Elapsed time, convert time
- 4.D.1 Represent collected data




Social Studies

- Locate regions, bodies of water, major rivers and drainage systems, mountain ranges, and unique, natural geographic features.
- Diverse but unified nature of American people
- States and capitals
- Major National Monuments
- Purpose of Government
- Memorize a portion of the Declaration of Independence.
- Native American groups
- Expeditions



Science

- Energy & Matter
- Sound, light, heat and electric currents
- Wavelengths, amplitude and patterns
- How light enters the eye and allows us to see
- Internal and external structures of plants and animals.
- Rocks & Fossils
- Erosion & Weathering
- Earthquakes, volcanos and plate tectonics
- Natural resources & hazards



Activity #7

Journal: What are you most excited to learn this year?

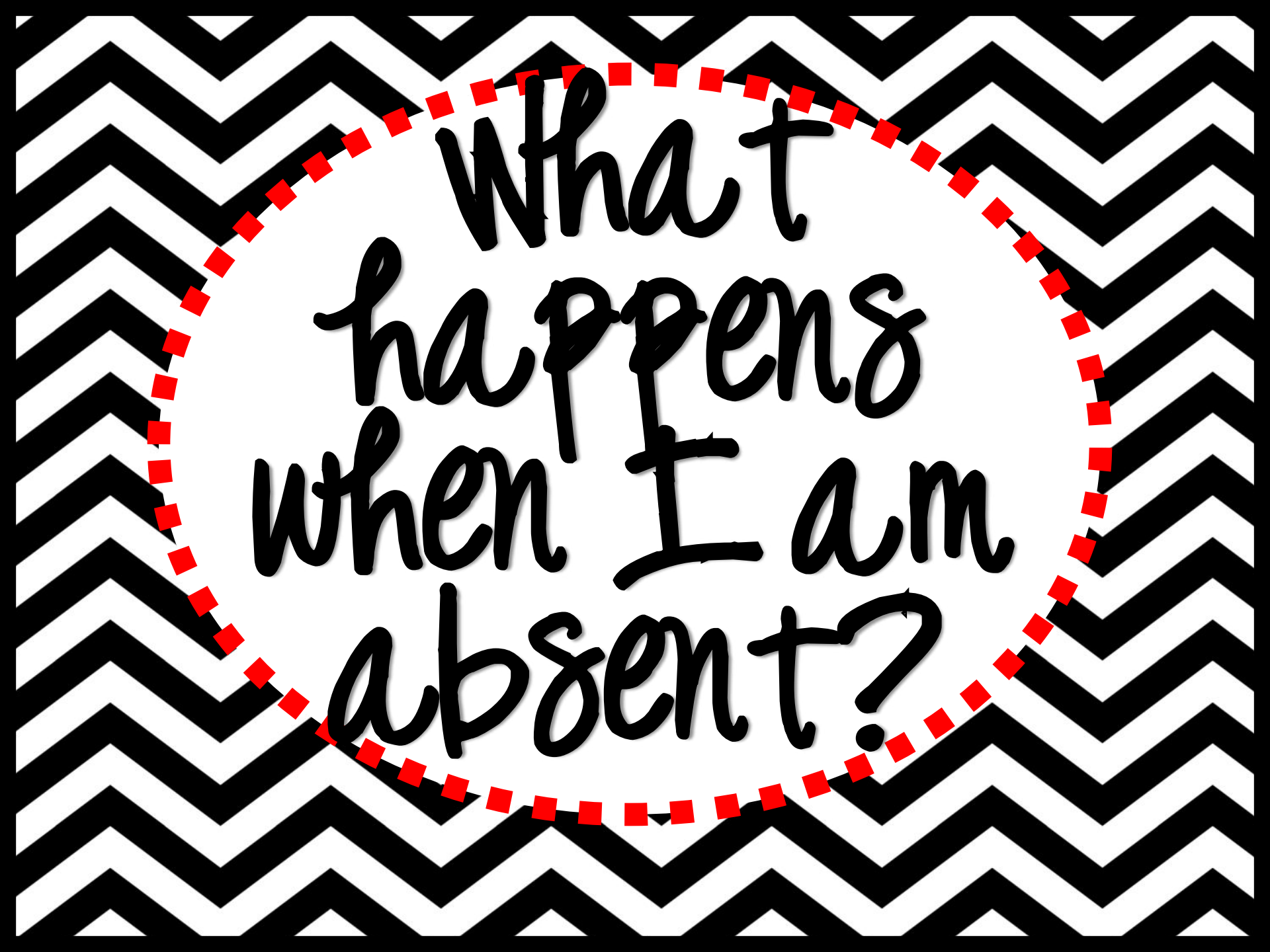
The image features a decorative border with a black and white zigzag pattern. In the center, there is a red dashed circle. The word "Homework" is written in a black, cursive font within the circle.

Homework

Homework



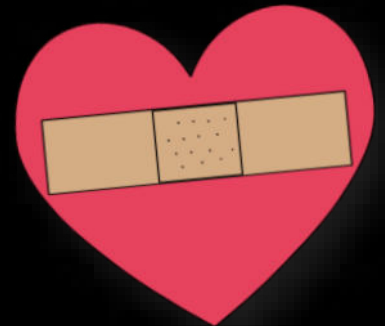
- All homework that is assigned on Friday is due the following Friday.
 - You will be fined for each late or missing assignment.
- Reading for an average of 20 minutes daily is required for each student.
 - A parent's signature is required.
- Occasionally, additional special homework projects will be assigned.
- Your Dolphin Folder will contain a graded paper packet at times.
 - These packets must be reviewed, signed by a parent and returned the next day.



What
happens
when I am
absent?

When you are absent...

- Check with the teacher's assistant when you return to school to get your missed assignments.
- You have the same number of days to complete and return the assignments that you were gone.
- If you know you're going to be gone, please try to get your assignments BEFORE you are absent.





Activity #8

Parent

Homework



Any
questions?



Activity #9

7 up & M&M's
activity

Activity #10

Can you work
together to
escape?